































Pos.	Bib	Name	Surname	Team	Country	Laps	Final lap distance	Total distance	Avg speed km/h	Record
1	136	SOROKIN	Aleksandr	LITHUANIA	LTU	188	52,76	278,972	11,62 km/h	NR
2	103	BÓDIS	Tamás	HUNGARY	HUN	186	283,96	276,221	11,51 km/h	NR
3	206	LEBLOND	Olivier	UNITED STATES OF AMERICA	USA	185	1038,01	275,485	11,48 km/h	PB
4	79	CLAVERY	Erik	FRANCE	FRA	183	752,06	272,217	11,34 km/h	NR
5	63	PENALVA LOPEZ	Ivan	SPAIN	ESP	182	178,36	270,152	11,26 km/h	
6	159	PIOTROWSKI	Andrzej	POLAND	POL	180	972,13	267,964	11,17 km/h	NR
7	207	JACKSON	Jacob	UNITED STATES OF AMERICA	USA	179	148,77	265,649	11,07 km/h	PB
8	54	VELÍČKA	Ondřej	CZECH REPUBLIC	CZE	179	145,42	265,646	11,07 km/h	NR
9	101	CŠECSEI	Zoltán	HUNGARY	HUN	178	939,92	264,949	11,04 km/h	NR
10	201	TKACHUK	Andrii	UKRAINE	UKR	177	269,03	262,788	10,95 km/h	NR
11	8	BRETZ	Kay	AUSTRALIA	AUS	175	133,20	259,670	10,82 km/h	PB
12	83	RUEL	Stephane	FRANCE	FRA	174	983,89	259,029	10,79 km/h	
13	210	LEWIS	Harvey	UNITED STATES OF AMERICA	USA	174	573,61	258,619	10,78 km/h	PB
14	164	KOT	Rafal		POL	169	807,89	251,398	10,47 km/h	PB
15	90	MASKELL	Paul	GREAT BRITAIN AND NORTHERN IRELAND	GBR	169	669,89	251,260	10,47 km/h	PB
16	125	NARAKI	Toshiro	JAPAN	JPN	169	275,00	250,865	10,45 km/h	
17	91	STEWART	James	GREAT BRITAIN AND NORTHERN IRELAND	GBR	169	104,70	250,695	10,45 km/h	PB
18	123	TAKAHASHI	Nobuyuki	JAPAN	JPN	167	1179,08	248,788	10,37 km/h	
19	80	COSTA	Valentin	FRANCE	FRA	167	220,07	247,829	10,33 km/h	
20	94	HÖSL	Patrick	GERMANY	GER	166	1355,35	247,473	10,31 km/h	PB
21	12	MULLER	Kevin	AUSTRALIA	AUS	166	175,19	246,293	10,26 km/h	
22	50	HORČIČKA	Jiří	CZECH REPUBLIC	CZE	165	552,08	245,179	10,22 km/h	PB
23	118	GRASSI	Matteo	ITALY	ITA	165	238,35	244,865	10,20 km/h	PB
24	88	LAWSON	Daniel	GREAT BRITAIN AND NORTHERN IRELAND	GBR	165	104,52	244,731	10,20 km/h	
25	162	WERESZCZAK	Andrzej	POLAND	POL	164	758,30	243,894	10,16 km/h	PB
26	151	NORUM	Jo Inge	NORWAY	NOR	163	1295,18	242,940	10,12 km/h	
27	10	HORSBURGH	Ewan	AUSTRALIA	AUS	163	168,76	241,813	10,08 km/h	
28	102	HALAMA	Levente	HUNGARY	HUN	162	915,48	241,069	10,04 km/h	
29	117	CERONI	Matteo	ITALY	ITA	159	1298,25	236,979	9,87 km/h	PB
30	166	GIL	Luis	PORTUGAL	POR	159	896,57	236,577	9,86 km/h	PB
31	82	GERARDIN	Raphael	FRANCE	FRA	159	752,06	236,433	9,85 km/h	
32	163	MALYSZEK	Leszek	POLAND	POL	159	639,85	236,320	9,85 km/h	
33	124	INOUE	Shingo	JAPAN	JPN	159	535,79	236,216	9,84 km/h	
34	84	RUIZ	Patrick	FRANCE	FRA	159	272,74	235,953	9,83 km/h	
35	87	HOLYOAK	Steven	GREAT BRITAIN AND NORTHERN IRELAND	GBR	158	399,96	234,589	9,77 km/h	
36	152	KRONEN TARANGER	Bjorn Tore	NORWAY	NOR	158	241,61	234,431	9,77 km/h	
37	65	MATAIX GRACIA	Miguel	SPAIN	ESP	156	990,23	232,198	9,67 km/h	
38	75	RONKAINEN	Tomi	FINLAND	FIN	155	753,96	230,470	9,60 km/h	PB
39	208	RIOPEL	Rich	UNITED STATES OF AMERICA	USA	155	122,07	229,839	9,58 km/h	
40	105	NARAYANA	Ullas	INDIA	IND	155	0,00	229,717	9,57 km/h	
41	67	POLL	Cris	ESTONIA	EST	154	1104,70	229,330	9,56 km/h	PB
42	97	WEBER	Felix	GERMANY	GER	154	109,49	228,335	9,51 km/h	PB
43	89	MacDONALD	Grant	GREAT BRITAIN AND NORTHERN IRELAND	GBR	153	998,82	227,733	9,49 km/h	
44	161	BRACZYK	Krzysztof	POLAND	POL	153	756,49	227,491	9,48 km/h	
45	35	CRACCO JUNIOR	Urbano Dario	BRAZIL	BRA	152	1114,11	226,358	9,43 km/h	PB
46	56	HEREJT	Petr	CZECH REPUBLIC	CZE	152	998,82	226,242	9,43 km/h	PB
47	57	FRIIS	Carsten	DENMARK	DEN	151	1424,76	225,177	9,38 km/h	PB
48	21	GLASER	Dominik	AUSTRIA	AUT	151	78,82	223,831	9,33 km/h	PB
49	111	KEITH	Eoin	IRELAND	IRL	150	860,74	223,122	9,30 km/h	
50	14	REDFERN	Stephen	AUSTRALIA	AUS	149	1000,36	221,771	9,24 km/h	
51	25	PAVIC	Branislav	BOSNIA-HERZEGOVINA	BIH	149	343,59	221,114	9,21 km/h	PB
52	121	ROVERA	Paolo	ITALY	ITA	149	138,72	220,909	9,20 km/h	
53	116	BRAVI	Paolo	ITALY	ITA	148	915,75	220,195	9,17 km/h	PB
54	113	GALLEN	Eddie	IRELAND	IRL	148	861,01	220,141	9,17 km/h	
55	13	PEARSON	John	AUS	AUS	147	74,38	217,863	9,08 km/h	
56	184	VÁLITALO	Dan	SWEDEN	SWE	146	490,91	216,788	9,03 km/h	
57	132	BONDARS	Aivars		LAT	146	108,77	216,406	9,02 km/h	PB
58	16	YOON	John	AUSTRALIA	AUS	145	980,64	215,787	8,99 km/h	
59	133	KALNIŅŠ	Ritvars	LATVIA	LAT	145	759,12	215,566	8,98 km/h	PB
60	174	MIKLIC	Mirko Bogomir	SLOVENIA	SLO	145	176,55	214,983	8,96 km/h	
61	11	LOVEDAY	Barry	AUS	AUS	145	102,16	214,909	8,95 km/h	
62	38	MOCHINACZ	Itacir	BRAZIL	BRA	145	83,61	214,890	8,95 km/h	PB
63	107	SHARMA	Sunil	INDIA	IND	144	428,11	213,744	8,91 km/h	
64	170	TRUŠCÁ	Daniel	ROMANIA	ROU	144	64,43	213,380	8,89 km/h	
65	72	KUKKO	Jyrki	FINLAND	FIN	144	46,69	213,362	8,89 km/h	
66	49	BRUNNER	Radek	CZECH REPUBLIC	CZE	143	303,86	212,128	8,84 km/h	
67	108	MOHANTY	Pranaya Pratap	INDIA	IND	143	130,76	211,955	8,83 km/h	PB
68	109	JAIN	Kanan	INDIA	IND	142	823,00	211,157	8,80 km/h	PB
69	126	ABIKO	Ryo	JAPAN	JPN	142	274,91	210,608	8,78 km/h	
70	64	DE LAS HERAS MONFOR	Nicolas	SPAIN	ESP	141	1186,86	210,029	8,75 km/h	
71	92	STOCKS	Michael	GREAT BRITAIN AND NORTHERN IRELAND	GBR	141	302,24	209,145	8,71 km/h	
72	39	ROULIER	Sebastien	CANADA	CAN	141	276,27	209,119	8,71 km/h	
73	96	LUX	Christoph	GERMANY	GER	140	672,61	208,024	8,67 km/h	PB
74	215	RODRIGUES	Vitor	PORTUGAL	POR	140	609,45	207,961	8,67 km/h	PB
75	22	HARTL	Herbert	AUSTRIA	AUT	140	398,88	207,750	8,66 km/h	PB
76	3	KIERDELEWICZ	Nicolas	ARGENTINA	ARG	139	708,53	206,569	8,61 km/h	
77	15	SYMONDS	Dan	AUS	AUS	139	605,38	206,466	8,60 km/h	
78	34	VIEIRA	Flavio Fernandes	BRAZIL	BRA	139	452,18	206,313	8,60 km/h	
79	188	WANG	Tao-Yuan	CHINESE TAIPEI	TPE	139	398,88	206,259	8,59 km/h	
80	134	VIETNIEKS	Mikēlis	LATVIA	LAT	139	300,43	206,161	8,59 km/h	PB
81	175	KREJAC	Damjan	SLOVENIA	SLO	139	267,22	206,128	8,59 km/h	PB
82	209	ARMSTRONG	Greg	UNITED STATES OF AMERICA	USA	139	148,77	206,009	8,58 km/h	
83	165	OLIVEIRA	Joao	PORTUGAL	POR	138	1242,40	205,612	8,57 km/h	PB
84	198	KRASNOV	Dmytro	UKRAINE	UKR	138	1009,14	205,379	8,56 km/h	PB
85	185	STEENE	Johan	SWEDEN	SWE	137	1196,63	204,075	8,50 km/h	
86	211	SLABY	Steve	UNITED STATES OF AMERICA	USA	137	1158,09	204,037	8,50 km/h	
87	183	MACAJ	Ivan	SLOVAK REPUBLIC	SVK	137	499,23	203,378	8,47 km/h	

Pos.	Bib	Name	Surname	Team	Country	Laps	Final lap distance	Total distance	Avg speed km/h	Record
88	150	ZUIDEMA	Nitish (Peter)	NETHERLANDS	NED	137	393,00	203,271	8,47 km/h	
89	182	VIEUX	Florian	SWITZERLAND	SUI	137	64,61	202,943	8,46 km/h	PB
90	55	KOPEČNY	Dušan	CZECH REPUBLIC	CZE	136	1264,59	202,652	8,44 km/h	
91	199	MIKHIEIEV	Dmytro	UKRAINE	UKR	136	1012,58	202,400	8,43 km/h	PB
92	191	HSUEH	Ping-Cheng	CHINESE TAIPEI	TPE	136	603,11	201,991	8,42 km/h	
93	172	ANTONARU	Daniel	ROMANIA	ROU	136	480,32	201,868	8,41 km/h	
94	142	ZARAGOZA	Marco	MEXICO	MEX	136	394,35	201,782	8,41 km/h	
95	173	ROMAN	Radu	ROMANIA	ROU	136	308,48	201,696	8,40 km/h	
96	130	BRAUNS	Didzis	LATVIA	LAT	136	275,18	201,663	8,40 km/h	PB
97	5	MONTES DE OCA	Cristian	ARGENTINA	ARG	136	142,25	201,530	8,40 km/h	
98	204	CAMEJO	Jonathan	URUGUAY	URU	135	1002,17	200,899	8,37 km/h	NR
99	135	VECVAGARIS	Matfiss		LAT	134	1159,71	199,565	8,32 km/h	PB
100	115	O'SHEA	Alex	IRELAND	IRL	133	1462,49	198,377	8,27 km/h	
101	99	MARIFOGLOU	Dimosthenis	GREECE	GRE	133	130,76	197,045	8,21 km/h	PB
102	77	LÄGLAND	Jan	FINLAND	FIN	132	800,83	196,224	8,18 km/h	
103	42	PENNY	Blaine	CANADA	CAN	131	447,38	194,380	8,10 km/h	
104	9	ECKFORD	Matthew	AUSTRALIA	AUS	131	74,38	194,007	8,08 km/h	
105	212	COURY	Nick		USA	131	0,00	193,933	8,08 km/h	
105	6	MORAN SALAS	Pedro	ARGENTINA	ARG	131	0,00	193,933	8,08 km/h	PB
107	74	NIEMENMAA	Ville	FINLAND	FIN	130	670,98	193,112	8,05 km/h	
108	41	TABELEV	Oleg	CANADA	CAN	130	447,74	192,889	8,04 km/h	
109	137	LITVINAVIČIUS	Saulius	LITHUANIA	LTU	130	275,09	192,717	8,03 km/h	
110	196	HOTSULIAK	Serhii		UKR	129	1098,45	192,049	8,00 km/h	PB
111	32	CHARNASHEI	Yury	BELARUS	BLR	129	815,04	191,766	7,99 km/h	PB
112	120	ROMANO	Stefano		ITA	129	286,04	191,237	7,97 km/h	PB
113	70	RÜUTELMAA	Andrus	ESTONIA	EST	129	241,61	191,192	7,97 km/h	PB
114	181	WINGS	Samuel	SWITZERLAND	SUI	127	5,07	187,974	7,83 km/h	PB
115	202	FERNÁNDEZ	Luis	URUGUAY	URU	126	718,13	187,196	7,80 km/h	
116	61	JØRGENSEN	Klaus Pirker	DENMARK	DEN	124	1049,77	184,545	7,69 km/h	
117	60	STEENBERG	Thomas	DENMARK	DEN	123	1424,76	183,429	7,64 km/h	
118	33	SOUSA	Luciano Alves	BRAZIL	BRA	123	897,20	182,902	7,62 km/h	
119	131	PORMEISTERS	Uldis	LATVIA	LAT	123	274,82	182,279	7,59 km/h	PB
120	19	MAYER	Georg	AUSTRIA	AUT	123	235,27	182,240	7,59 km/h	
121	48	CABRAL	José Daniel	CAPE VERDE ISLANDS	CPV	122	699,39	181,213	7,55 km/h	PB
122	73	RANTA	Kari	FINLAND	FIN	122	331,28	180,845	7,54 km/h	
123	30	LAPUTS	Andrei	BELARUS	BLR	122	81,62	180,595	7,52 km/h	PB
124	45	SEMEDO MOREIRA	Nataniel de Jesus	CAPE VERDE ISLANDS	CPV	121	718,13	179,741	7,49 km/h	PB
125	154	BOTHA	Wayne	NEW ZEALAND	NZL	121	482,76	179,505	7,48 km/h	
126	18	MICHALITZ	Andreas	AUSTRIA	AUT	121	78,82	179,101	7,46 km/h	
127	95	LEUZE	Marcel	GERMANY	GER	121	0,00	179,023	7,46 km/h	PB
128	100	MICHOPOULOS	Marios	GREECE	GRE	120	807,62	178,339	7,43 km/h	
129	62	BATSBERG	Bruno	DENMARK	DEN	120	728,53	178,260	7,43 km/h	
130	167	CARDOSO DIAS	Daniel	PORTUGAL	POR	120	623,65	178,155	7,42 km/h	PB
131	138	SKINULIS	Aurimas	LITHUANIA	LTU	117	155,46	173,214	7,22 km/h	PB
132	27	RAHOISHA	Piotr	BELARUS	BLR	117	133,38	173,192	7,22 km/h	
133	190	LI	Wang-Chang	CHINESE TAIPEI	TPE	117	0,00	173,059	7,21 km/h	
134	43	MASTERS	Daniel	CANADA	CAN	116	658,13	172,226	7,18 km/h	
135	146	DE LOS SANTOS	Oscar	MEXICO	MEX	115	1079,00	171,155	7,13 km/h	
136	28	ANATSKA	Leaniid	BELARUS	BLR	115	751,43	170,828	7,12 km/h	
137	157	PELOZO	Alejandro	PARAGUAY	PAR	114	555,06	169,141	7,05 km/h	PB
138	127	LUCĀNS	Nikolajs		LAT	114	454,62	169,040	7,04 km/h	
139	186	KAO	Chih-Ming	CHINESE TAIPEI	TPE	114	141,44	168,727	7,03 km/h	
140	171	FARKAS	Răzvan	ROMANIA	ROU	113	264,68	167,359	6,97 km/h	
141	59	SØRENSEN	Kim Klitgaard	DENMARK	DEN	112	431,00	166,035	6,92 km/h	
142	141	GOMEZ	Rodrigo	MEXICO	MEX	112	411,46	166,015	6,92 km/h	PB
143	153	HARRE	Graeme	NEW ZEALAND	NZL	111	876,03	164,989	6,87 km/h	PB
144	26	BARIC	Zdravko	BOSNIA-HERZEGOVINA	BIH	111	643,02	164,756	6,86 km/h	
145	7	BERTON	Pablo	ARGENTINA	ARG	111	0,00	164,113	6,84 km/h	
146	178	IVANOVIC	Boris	SLOVENIA	SLO	110	0,00	162,622	6,78 km/h	
147	189	CHOU	Chun-Hung	CHINESE TAIPEI	TPE	109	1018,28	162,149	6,76 km/h	
148	47	SILVA TAVARES	Orlando	CAPE VERDE ISLANDS	CPV	109	699,39	161,830	6,74 km/h	PB
149	66	DELGADO GIL	Ruben	SPAIN	ESP	108	199,35	159,839	6,66 km/h	
150	98	WILSDORF	Stefan	GERMANY	GER	108	0,00	159,640	6,65 km/h	PB
151	149	BINSBERGEN, VAN	Arjan	NETHERLANDS	NED	107	742,65	158,891	6,62 km/h	
152	177	MARKO	Femc	SLOVENIA	SLO	107	61,99	158,210	6,59 km/h	PB
153	68	SEEPÖLD	Rain	ESTONIA	EST	106	95,83	156,753	6,53 km/h	
154	2	BERENQUER GRAELLS	Joan Antoni	ANDORRA	AND	105	403,04	155,570	6,48 km/h	PB
155	160	BASA	Przemyslaw	POLAND	POL	104	0,00	153,676	6,40 km/h	
156	31	DRAHUN	Barys	BELARUS	BLR	103	1459,05	153,644	6,40 km/h	PB
157	147	MIHOV	Trajche	NORTH MACEDONIA	MKD	103	161,25	152,346	6,35 km/h	
158	192	CHANG	Chung-Yi		TPE	103	0,00	152,185	6,34 km/h	
159	156	CORREA	Anibal	PARAGUAY	PAR	102	1126,96	151,820	6,33 km/h	PB
160	205	GUERRA	Ricardo	URUGUAY	URU	102	1002,17	151,696	6,32 km/h	
161	53	KRAJČA	Rudolf	CZECH REPUBLIC	CZE	100	0,00	147,712	6,15 km/h	
162	197	KHRYSTENOK	Valerii	UKRAINE	UKR	99	740,66	146,961	6,12 km/h	PB
163	4	BARNES	Pablo	ARGENTINA	ARG	99	0,00	146,221	6,09 km/h	
164	129	CĀBULIS	Pēteris	LATVIA	LAT	98	245,32	144,975	6,04 km/h	PB
165	187	KANG	Ting-Jui	CHINESE TAIPEI	TPE	98	141,44	144,871	6,04 km/h	
166	155	McDOWALL	Andrew	NEW ZEALAND	NZL	97	755,23	143,994	6,00 km/h	
167	176	SRNEC	Uros	SLOVENIA	SLO	97	0,00	143,239	5,97 km/h	PB
168	179	GACIK	Saša	SERBIA	SRB	93	0,00	137,275	5,72 km/h	
169	140	ROBLES	Octaviano		MEX	92	130,76	135,914	5,66 km/h	
170	81	DILMI	Ludovic	FRANCE	FRA	90	220,07	133,022	5,54 km/h	
171	24	JUNUZOVIC	Rasim	BOSNIA-HERZEGOVINA	BIH	90	37,19	132,839	5,53 km/h	
172	114	MULLINS	Padraig	IRELAND	IRL	89	0,00	131,311	5,47 km/h	
173	119	LEONELLI	Nicolas	ITALY	ITA	87	0,00	128,329	5,35 km/h	
174	158	RADZIKOWSKI	Andrzej	POLAND	POL	85	0,00	125,347	5,22 km/h	

Pos.	Bib		Name	Surname	Team	Country	Laps	Final lap distance	Total distance	Avg speed km/h	Record
175	58		HANSEN	Kim	DENMARK	DEN	84	430,73	124,286	5,18 km/h	
176	71		VENNIKAS	Peeter	ESTONIA	EST	84	424,58	124,280	5,18 km/h	PB
177	193		LAI	Kao-Ynag		TPE	84	141,44	123,997	5,17 km/h	PB
178	106		SAH	Binay Kumar	INDIA	IND	84	0,00	123,856	5,16 km/h	
179	195		BIALOBRZYESKYI	Andrii	UKRAINE	UKR	83	156,28	122,521	5,11 km/h	PB
180	148		DIMOV	Zoran	NORTH MACEDONIA	MKD	81	774,86	120,157	5,01 km/h	
181	29		LAPUTS	Anatoli	BELARUS	BLR	81	81,62	119,464	4,98 km/h	
182	143		MENESES	Mario	MEXICO	MEX	81	5,07	119,388	4,97 km/h	
183	122		VERDUCCI	Luca	ITALY	ITA	81	0,00	119,383	4,97 km/h	PB
184	200		SHYPUNOV	Valerii	UKRAINE	UKR	79	253,82	116,654	4,86 km/h	PB
185	145		MACDONELL	Brawny	MEXICO	MEX	79	129,76	116,530	4,86 km/h	
186	128		KUMPIŅŠ	Ainārs	LATVIA	LAT	75	0,00	110,437	4,60 km/h	PB
186	194		LIN	Kun-Hsien		TPE	75	0,00	110,437	4,60 km/h	PB
188	112		HOGAN	Aidan	IRELAND	IRL	73	0,00	107,455	4,48 km/h	
188	17		KLAMMER	Günter	AUSTRIA	AUT	73	0,00	107,455	4,48 km/h	
190	69		VIRMA	Ragnar	ESTONIA	EST	72	0,00	105,964	4,42 km/h	
191	37		ALMEIDA SANTOS	Gustavo Medeiros de	BRAZIL	BRA	71	0,00	104,473	4,35 km/h	
192	144		NOGALES	Edyy		MEX	70	109,95	103,091	4,30 km/h	
193	203		RIVERO	Hector	URUGUAY	URU	69	0,00	101,491	4,23 km/h	
194	23		ABDAKOVIC	Mirsad	BOSNIA-HERZEGOVINA	BIH	68	0,00	100,000	4,17 km/h	
194	20		DIEPLINGER	Günter	AUSTRIA	AUT	68	0,00	100,000	4,17 km/h	
196	180		ŠULJA	Mihail	SERBIA	SRB	66	0,00	97,018	4,04 km/h	
197	40		GAUDET	Wayne	CANADA	CAN	65	453,81	95,980	4,00 km/h	
198	139		VAZQUEZ	Eduardo	MEXICO	MEX	56	0,00	82,108	3,42 km/h	
199	51		MAREK	Pavel	CZECH REPUBLIC	CZE	49	0,00	71,671	2,99 km/h	
200	104		BÜKI	Tivadar	HUNGARY	HUN	41	0,00	59,743	2,49 km/h	
201	76		FORSELL	Marko	FINLAND	FIN	30	0,00	43,342	1,81 km/h	
201	1		NEKMOUCHE	Mohamed	ALGERIA	ALG	30	0,00	43,342	1,81 km/h	PB
203	44		TOMAJKO	Stephen	CANADA	CAN	27	0,00	38,869	1,62 km/h	
204	36		VILARES	Cleber Castilhano	BRAZIL	BRA	18	0,00	25,450	1,06 km/h	
205	169		IONIȚĂ	Florin Sebastian	ROMANIA	ROU	16	0,00	22,468	0,94 km/h	