







































Pos.	Evol.	Increase	Pre v. Pos.	Bib	Name	Surname	Team	Country	Gender	Gender Rank	Laps	Last lap time	Total distance	Avg speed km/h	
1			1	520		LIANG	Jing	PR OF CHINA	CHN	M	1	42	04:59:47	61,234	12,26 km/h
2			2	506		BRUNO	Frédéric	FRANCE	FRA	M	2	39	04:53:05	56,761	11,62 km/h
3	↗	+1	4	501		ALONSO	Xabier	SPAIN	ESP	M	3	39	04:57:37	56,761	11,44 km/h
4	↘	-1	3	517		LATTARICO	Piero	FRANCE	FRA	M	4	38	04:55:14	55,270	11,23 km/h
5	↗	+7	12	518		LE ROY	Pascal	FRANCE	FRA	M	5	38	04:55:33	55,270	11,22 km/h
6	↗	+1	7	515		KOSYK	Oleksandr	UKRAINE	UKR	M	6	38	04:56:34	55,270	11,18 km/h
7	↘	-1	6	516		LAROCHE	Guillaume	FRANCE	FRA	M	7	38	04:57:03	55,270	11,16 km/h
8	↗	+1	9	510		FLEAR	Nathan	GREAT BRITAIN AND NORTHERN	GBR	M	8	38	04:57:35	55,270	11,14 km/h
9	↗	+2	11	508		ESPINA	Rolando	PHILIPPINES	PHI	M	9	37	04:51:50	53,779	11,06 km/h
10	↘	-5	5	522		PUAUD	Fabrice	FRANCE	FRA	M	10	37	04:52:12	53,779	11,04 km/h
11	↗	+2	13	519		LEJEUNE	Frédéric	FRANCE	FRA	M	11	37	04:53:35	53,779	10,99 km/h
12	↗	+7	19	523		TAKAYOSHI	Shigemi	JAPAN	JPN	M	12	37	04:54:17	53,779	10,96 km/h
13	↘	-3	10	505		BRILLANTES	Rex	PHILIPPINES	PHI	M	13	37	04:58:20	53,779	10,82 km/h
14	↘	-6	8	503		BONE	David	GREAT BRITAIN AND NORTHERN	GBR	M	14	36	04:49:41	52,288	10,83 km/h
15	↘	-1	14	533		DEMARQUET	Cécile	FRANCE	FRA	F	1	36	04:50:10	52,288	10,81 km/h
16	↗	+2	18	511		GAULT	Steeve	FRANCE	FRA	M	15	36	04:51:41	52,288	10,76 km/h
17	↘	-1	16	502		ANDREWS	Dave	GREAT BRITAIN AND NORTHERN	GBR	M	16	36	04:51:45	52,288	10,75 km/h
18	↗	+2	20	525		WEDLARSKI	Rudy	FRANCE	FRA	M	17	36	04:54:02	52,288	10,67 km/h
19	↘	-4	15	513		HUDRY	Jean-François	FRANCE	FRA	M	18	36	04:54:55	52,288	10,64 km/h
20	↗	+2	22	534		ESNAOLA	Eva	SPAIN	ESP	F	2	36	04:56:14	52,288	10,59 km/h
21			21	521		OLIVIER	Bruno	FRANCE	FRA	M	19	36	04:56:45	52,288	10,57 km/h
22	↗	+1	23	507		DUPONT	Loic	FRANCE	FRA	M	20	35	04:51:12	50,797	10,47 km/h
23	↘	-6	17	514		KASANARDJO	Endymion	NETHERLANDS	NED	M	21	35	04:53:01	50,797	10,40 km/h
24			24	530		CAMERON	Sarah	GREAT BRITAIN AND NORTHERN	GBR	F	3	35	04:55:57	50,797	10,30 km/h
25	↗	+1	26	539		MASANOVA	Irina	RUSSIA	RUS	F	4	34	04:55:05	49,306	10,03 km/h
26	↗	+1	27	504		BRACK	Jens Uwe	GERMANY	GER	M	22	34	04:57:29	49,306	9,94 km/h
27	↗	+1	28	528		ANTELL	Tarja	FINLAND	FIN	F	5	34	04:57:31	49,306	9,94 km/h
28	↘	-3	25	540		OLIVERI	Virginia	ITALY	ITA	F	6	33	04:51:11	47,815	9,85 km/h
29	↗	+3	32	535		FOSSATI	Maria Ilaria	ITALY	ITA	F	7	32	04:50:50	46,324	9,56 km/h
30	↘	-1	29	509		FATTON	Chistian	SWITZERLAND	SUI	M	23	32	04:52:27	46,324	9,50 km/h
31			31	529		BEAL CHAZEAU	Claudine	FRANCE	FRA	F	8	32	04:53:33	46,324	9,47 km/h
32	↘	-2	30	538		LEUNG	Wan Yee	HONG KONG, CHINA	HKG	F	9	32	04:54:29	46,324	9,44 km/h
33	↗	+1	34	537		JAMES	Helen	GREAT BRITAIN AND NORTHERN	GBR	F	10	32	04:55:30	46,324	9,41 km/h
34	↘	-1	33	527		ADAM	Carole	FRANCE	FRA	F	11	32	04:58:35	46,324	9,31 km/h
35			35	536		HEINLEIN	Marika	GERMANY	GER	F	12	30	04:46:09	43,342	9,09 km/h
36			36	532		CUINET	Bénédicte	FRANCE	FRA	F	13	30	04:55:20	43,342	8,81 km/h
37			37	531		CARANTON	Béatrice	FRANCE	FRA	F	14	29	04:54:39	41,851	8,52 km/h
38			38	526		IWU	Chung Fai	HONG KONG, CHINA	HKG	M	24	22	04:32:41	31,414	6,91 km/h