








































































































Pos.	Evol.	Increase	Prev. Pos.	Bib	Name	Surname	Team	Country	Laps	Last lap time	Total distance	Avg speed km/h
1	↗	+1	2	136	 SOROKIN	Aleksandr	LITHUANIA	LTU	76	08:55:00	111,928	12,55 km/h
2	↘	-1	1	79	 CLAVERY	Erik	FRANCE	FRA	76	08:58:42	111,928	12,47 km/h
3			3	63	 PENALVA LOPEZ	Ivan	SPAIN	ESP	75	08:55:32	110,437	12,37 km/h
4			4	124	 INOUE	Shingo	JAPAN	JPN	75	08:59:59	110,437	12,27 km/h
5			5	125	 NARAKI	Toshiro	JAPAN	JPN	74	08:58:34	108,946	12,14 km/h
6			6	166	 GIL	Luis	PORTUGAL	POR	73	08:56:47	107,455	12,01 km/h
7	↗	+1	8	103	 BÓDIS	Tamás	HUNGARY	HUN	72	08:54:58	105,964	11,88 km/h
8	↗	+1	9	101	 CSÉCSEI	Zoltán	HUNGARY	HUN	72	08:59:40	105,964	11,78 km/h
9	↗	+2	11	159	 PIOTROWSKI	Andrzej	POLAND	POL	71	08:56:48	104,473	11,68 km/h
10	↗	+2	12	160	 BASA	Przemyslaw	POLAND	POL	71	08:57:27	104,473	11,66 km/h
11	↘	-1	10	66	 DELGADO GIL	Ruben	SPAIN	ESP	71	08:58:09	104,473	11,65 km/h
12	↗	+3	15	207	 JACKSON	Jacob	UNITED STATES OF AMERICA	USA	71	08:59:43	104,473	11,61 km/h
13	↗	+1	14	6	 MORAN SALAS	Pedro	ARGENTINA	ARG	70	08:52:53	102,982	11,60 km/h
14	↘	-1	13	83	 RUEL	Stephane	FRANCE	FRA	70	08:52:56	102,982	11,59 km/h
15	↘	-8	7	128	 KUMPIŅŠ	Ainārs	LATVIA	LAT	70	08:52:59	102,982	11,59 km/h
16	↗	+2	18	208	 RIOPEL	Rich	UNITED STATES OF AMERICA	USA	70	08:55:14	102,982	11,54 km/h
17	↗	+1	18	206	 LEBLOND	Olivier	UNITED STATES OF AMERICA	USA	70	08:55:52	102,982	11,53 km/h
18	↘	-2	16	182	 VIEUX	Florian	SWITZERLAND	SUI	70	08:56:29	102,982	11,52 km/h
19	↗	+3	22	54	 VELIČKA	Ondřej	CZECH REPUBLIC	CZE	69	08:53:34	101,491	11,41 km/h
20	↗	+1	21	102	 HALAMA	Levente	HUNGARY	HUN	69	08:54:24	101,491	11,39 km/h
21	↗	+3	24	80	 COSTA	Valentin	FRANCE	FRA	69	08:54:39	101,491	11,39 km/h
22	↗	+4	26	164	 KOT	Rafal	POLAND	POL	69	08:56:50	101,491	11,34 km/h
23			23	201	 TKACHUK	Andrii	UKRAINE	UKR	69	08:56:55	101,491	11,34 km/h
24	↘	-7	17	65	 MATAIX GRACIA	Niguel	SPAIN	ESP	69	08:57:11	101,491	11,34 km/h
25			25	116	 BRAVI	Paolo	ITALY	ITA	69	08:57:54	101,491	11,32 km/h
26	↗	+5	31	105	 NARAYANA	Ullas	INDIA	IND	69	08:57:55	101,491	11,32 km/h
27			27	90	 MASKELL	Paul	GREAT BRITAIN AND NORTHERN IRELAND	GBR	69	08:58:00	101,491	11,32 km/h
28			28	88	 LAWSON	Daniel	GREAT BRITAIN AND NORTHERN IRELAND	GBR	69	08:58:25	101,491	11,31 km/h
29	↘	-1	28	92	 STOCKS	Michael	GREAT BRITAIN AND NORTHERN IRELAND	GBR	69	08:58:46	101,491	11,30 km/h
30			30	91	 STEWART	James	GREAT BRITAIN AND NORTHERN IRELAND	GBR	68	08:52:25	100,000	11,27 km/h
31	↗	+5	36	49	 BRUNNER	Radek	CZECH REPUBLIC	CZE	68	08:53:33	100,000	11,25 km/h
32	↗	+3	35	97	 WEBER	Felix	GERMANY	GER	68	08:54:22	100,000	11,23 km/h
33	↗	+1	34	12	 MULLER	Kevin	AUSTRALIA	AUS	68	08:55:04	100,000	11,21 km/h
34	↘	-1	33	151	 NORUM	Jo Inge	NORWAY	NOR	68	08:55:33	100,000	11,20 km/h
35	↗	+3	38	176	 SRNEC	Uros	SLOVENIA	SLO	68	08:59:33	100,000	11,12 km/h
36	↘	-16	20	33	 SOUSA	Luciano Alves	BRAZIL	BRA	67	08:49:00	98,509	11,17 km/h
37	↗	+3	40	123	 TAKAHASHI	Nobuyuki	JAPAN	JPN	67	08:54:00	98,509	11,07 km/h
38	↗	+4	42	118	 GRASSI	Matteo	ITALY	ITA	67	08:55:29	98,509	11,04 km/h
39	↗	+5	44	95	 LEUZE	Marcel	GERMANY	GER	67	08:55:38	98,509	11,03 km/h
40	↗	+6	46	96	 LUX	Christoph	GERMANY	GER	67	08:55:49	98,509	11,03 km/h
41	↗	+4	45	152	 KRONEN TARANGEN	Bjorn Tore	NORWAY	NOR	67	08:57:10	98,509	11,00 km/h
42	↘	-10	32	163	 MALYSZEK	Leszek	POLAND	POL	67	08:57:46	98,509	10,99 km/h
43	↘	-2	41	119	 LEONELLI	Nicolas	ITALY	ITA	67	08:59:03	98,509	10,96 km/h
44	↘	-1	43	117	 CERONI	Matteo	ITALY	ITA	67	08:59:58	98,509	10,95 km/h
45	↘	-8	37	158	 RADZIKOWSKI	Andrzej	POLAND	POL	66	08:47:12	97,018	11,04 km/h
46	↘	-7	39	126	 ABIKO	Ryo	JAPAN	JPN	66	08:47:45	97,018	11,03 km/h
47	↗	+4	51	8	 BRETZ	Kay	AUSTRALIA	AUS	66	08:52:46	97,018	10,93 km/h
48	↗	+5	53	210	 LEWIS	Harvey	UNITED STATES OF AMERICA	USA	66	08:53:03	97,018	10,92 km/h
49	↗	+1	50	132	 BONDARS	Aivars	LATVIA	LAT	66	08:53:43	97,018	10,91 km/h
50	↘	-1	49	162	 WERESZCZAK	Andrzej	POLAND	POL	66	08:53:48	97,018	10,90 km/h
51	↗	+5	56	181	 WINGS	Samuel	SWITZERLAND	SUI	66	08:54:31	97,018	10,89 km/h
52			52	42	 PENNY	Blaine	CANADA	CAN	66	08:54:57	97,018	10,88 km/h
53	↗	+2	55	87	 HOLYOAK	Steven	GREAT BRITAIN AND NORTHERN IRELAND	GBR	66	08:55:46	97,018	10,86 km/h
54	↗	+4	58	84	 RUIZ	Patrick	FRANCE	FRA	66	08:56:10	97,018	10,86 km/h
55	↘	-7	48	50	 HORČIČKA	Jiří	CZECH REPUBLIC	CZE	66	08:56:56	97,018	10,84 km/h
56	↗	+4	60	121	 ROVERA	Paolo	ITALY	ITA	66	08:59:22	97,018	10,79 km/h
57	↘	-10	47	64	 DE LAS HERAS MOYA	Nicolas	SPAIN	ESP	65	08:44:49	95,527	10,92 km/h
58	↘	-4	54	115	 O'SHEA	Alex	IRELAND	IRL	65	08:52:22	95,527	10,77 km/h
59	↗	+12	71	4	 BARNES	Pablo	ARGENTINA	ARG	65	08:53:30	95,527	10,74 km/h
60	↗	+15	75	212	COURY	Nick	USA	USA	65	08:54:11	95,527	10,73 km/h
61	↗	+4	65	98	WILSDORF	Stefan	GERMANY	GER	65	08:54:31	95,527	10,72 km/h
62	↗	+5	67	73	RANTA	Kari	FINLAND	FIN	65	08:54:41	95,527	10,72 km/h
63	↘	-2	61	56	HEREJT	Petr	CZECH REPUBLIC	CZE	65	08:54:46	95,527	10,72 km/h
64	↘	-7	57	39	ROULIER	Sebastien	CANADA	CAN	65	08:54:48	95,527	10,72 km/h
65	↘	-6	59	59	SØRENSEN	Kim Klitgaard	DENMARK	DEN	65	08:54:56	95,527	10,71 km/h
66	↘	-3	63	173	ROMAN	Radu	ROMANIA	ROU	65	08:55:36	95,527	10,70 km/h
67	↘	-5	62	178	IVANOVIC	Boris	SLOVENIA	SLO	65	08:55:37	95,527	10,70 km/h
68	↘	-2	66	120	ROMANO	Stefano	ITALY	ITA	65	08:57:16	95,527	10,67 km/h
69	↘	-5	64	133	KALNIŅŠ	Ritvars	LATVIA	LAT	65	08:57:52	95,527	10,66 km/h
70	↗	+2	72	211	SLABY	Steve	UNITED STATES OF AMERICA	USA	65	08:58:40	95,527	10,64 km/h
71	↗	+9	80	138	SKINULIS	Aurimas	LITHUANIA	LTU	65	08:58:42	95,527	10,64 km/h
72	↗	+2	74	10	HORSBURGH	Ewan	AUSTRALIA	AUS	65	08:59:21	95,527	10,63 km/h
73	↘	-4	69	146	DE LOS SANTOS	Oscar	MEXICO	MEX	64	08:50:58	94,036	10,63 km/h
74	↗	+5	79	11	LOVEDAY	Barry	AUS	AUS	64	08:51:54	94,036	10,61 km/h

Pos.	Evol.	Increase	Prev. Pos.	Bib	Name	Surname	Team	Country	Laps	Last lap time	Total distance	Avg speed km/h
75	↘	-5	70	81	DILMI	Ludovic	FRANCE	FRA	64	08:52:32	94,036	10,59 km/h
76			76	14	REDFERN	Stephen	AUSTRALIA	AUS	64	08:52:46	94,036	10,59 km/h
77	↗	+7	84	209	ARMSTRONG	Greg	UNITED STATES OF AMERICA	USA	64	08:54:40	94,036	10,55 km/h
78	↗	+8	86	94	HÖSL	Patrick	GERMANY	GER	64	08:55:06	94,036	10,54 km/h
79	↗	+8	87	67	POLL	Cris	ESTONIA	EST	64	08:55:34	94,036	10,53 km/h
80	↘	-12	68	38	MOCHINACZ	Itacir	BRAZIL	BRA	64	08:55:35	94,036	10,53 km/h
81			81	112	HOGAN	Aidan	IRELAND	IRL	64	08:56:12	94,036	10,52 km/h
82	↘	-4	78	72	KUKKO	Jyrki	FINLAND	FIN	64	08:57:31	94,036	10,50 km/h
83	↗	+7	90	135	VECVAGARIS	Matfiss		LAT	64	08:57:47	94,036	10,49 km/h
84	↗	+4	88	35	CRACCO JUNIOR	Urbano Dario	BRAZIL	BRA	64	08:58:09	94,036	10,48 km/h
85	↗	+6	91	75	RONKAINEN	Tomi	FINLAND	FIN	64	08:58:24	94,036	10,48 km/h
86	↘	-4	82	89	MacDONALD	Grant	GREAT BRITAIN AND NORTHERN IRELAND	GBR	63	08:50:00	92,545	10,48 km/h
87	↗	+2	89	82	GERARDIN	Raphael	FRANCE	FRA	63	08:51:08	92,545	10,45 km/h
88	↘	-5	83	185	STEENE	Johan	SWEDEN	SWE	63	08:51:43	92,545	10,44 km/h
89	↗	+3	92	62	BATSBERG	Bruno	DENMARK	DEN	63	08:54:02	92,545	10,40 km/h
90	↘	-17	73	199	MIKHIEIEV	Dmytro	UKRAINE	UKR	63	08:56:34	92,545	10,35 km/h
91	↘	-6	85	156	CORREA	Anibal	PARAGUAY	PAR	63	08:57:12	92,545	10,34 km/h
92	↗	+7	99	184	VÄLITALO	Dan	SWEDEN	SWE	63	08:57:26	92,545	10,33 km/h
93	↗	+3	96	165	OLIVEIRA	Joao	PORTUGAL	POR	63	08:59:14	92,545	10,30 km/h
94	↘	-17	77	183	MACAJ	Ivan	SLOVAK REPUBLIC	SVK	62	08:52:00	91,054	10,27 km/h
95	↗	+6	101	13	PEARSON	John		AUS	62	08:53:30	91,054	10,24 km/h
96	↘	-1	95	107	SHARMA	Sunil	INDIA	IND	62	08:54:05	91,054	10,23 km/h
97	↗	+1	98	215	RODRIGUES	Vitor	PORTUGAL	POR	62	08:54:22	91,054	10,22 km/h
98	↗	+4	102	41	TABELEV	Oleg	CANADA	CAN	62	08:56:11	91,054	10,19 km/h
99	↗	+1	100	114	MULLINS	Padraig	IRELAND	IRL	62	08:57:18	91,054	10,17 km/h
100	↗	+9	109	142	ZARAGOZA	Marco	MEXICO	MEX	62	08:59:48	91,054	10,12 km/h
101	↗	+4	105	74	NIEMENMAA	Ville	FINLAND	FIN	62	08:59:51	91,054	10,12 km/h
102	↗	+5	107	57	FRIIS	Carsten	DENMARK	DEN	61	08:49:30	89,563	10,15 km/h
103			103	174	MIKLIC	Mirko Bogomir	SLOVENIA	SLO	61	08:51:40	89,563	10,11 km/h
104	↗	+7	111	55	KOPEČNÝ	Dušan	CZECH REPUBLIC	CZE	61	08:51:44	89,563	10,11 km/h
105	↗	+8	113	170	TRUȘCĂ	Daniel	ROMANIA	ROU	61	08:52:16	89,563	10,10 km/h
106	↗	+2	108	179	GACIK	Saša	SERBIA	SRB	61	08:53:16	89,563	10,08 km/h
107	↘	-10	97	9	ECKFORD	Matthew	AUSTRALIA	AUS	61	08:53:26	89,563	10,07 km/h
108	↗	+4	112	43	MASTERS	Daniel	CANADA	CAN	61	08:55:24	89,563	10,04 km/h
109	↗	+7	116	190	LI	Wang-Chang	CHINESE TAIPEI	TPE	61	08:58:47	89,563	9,97 km/h
110	↘	-6	104	191	HSUEH	Ping-Cheng	CHINESE TAIPEI	TPE	61	08:59:50	89,563	9,95 km/h
111	↘	-17	94	180	ŠULJA	Mihail	SERBIA	SRB	60	08:49:04	88,072	9,99 km/h
112	↗	+5	117	37	ALMEIDA SANTOS	Gustavo Medeiros de	BRAZIL	BRA	60	08:50:37	88,072	9,96 km/h
113	↗	+6	119	108	MOHANTY	Pranaya Pratap	INDIA	IND	60	08:51:02	88,072	9,95 km/h
114	↗	+8	122	21	GLASER	Dominik	AUSTRIA	AUT	60	08:51:22	88,072	9,94 km/h
115	↘	-9	106	161	BRACZYK	Krzysztof	POLAND	POL	60	08:52:16	88,072	9,93 km/h
116	↗	+2	118	202	FERNÁNDEZ	Luis	URUGUAY	URU	60	08:52:54	88,072	9,92 km/h
117	↗	+9	126	25	PAVIC	Branislav	BOSNIA-HERZEGOVINA	BIH	60	08:54:32	88,072	9,89 km/h
118	↘	-3	115	48	CABRAL	José Daniel	CAPE VERDE ISLANDS	CPV	60	08:54:34	88,072	9,89 km/h
119	↗	+6	125	175	KREJAC	Damjan	SLOVENIA	SLO	60	08:55:09	88,072	9,87 km/h
120	↗	+4	124	99	MARIFOGLOU	Dimosthenis	GREECE	GRE	60	08:56:51	88,072	9,84 km/h
121	↗	+11	132	111	KEITH	Eoin	IRELAND	IRL	60	08:57:03	88,072	9,84 km/h
122	↗	+20	142	192	CHANG	Chung-Yi		TPE	60	08:58:22	88,072	9,82 km/h
123	↗	+10	133	5	MONTES DE OCA	Cristian	ARGENTINA	ARG	60	08:59:02	88,072	9,80 km/h
124	↘	-10	114	61	JØRGENSEN	Klaus Pirker	DENMARK	DEN	60	08:59:06	88,072	9,80 km/h
125	↗	+5	130	172	ANTONARU	Daniel	ROMANIA	ROU	59	08:51:15	86,581	9,78 km/h
126	↗	+11	137	15	SYMONDS	Dan	AUS	AUS	59	08:51:21	86,581	9,78 km/h
127	↗	+7	134	171	FARKAS	Răzvan	ROMANIA	ROU	59	08:52:04	86,581	9,76 km/h
128	↘	-1	127	186	KAO	Chih-Ming	CHINESE TAIPEI	TPE	59	08:52:24	86,581	9,76 km/h
129	↘	-6	123	18	MICHALITZ	Andreas	AUSTRIA	AUT	59	08:52:44	86,581	9,75 km/h
130	↘	-9	121	16	YOON	John	AUSTRALIA	AUS	59	08:53:26	86,581	9,74 km/h
131			131	187	KANG	Ting-Jui	CHINESE TAIPEI	TPE	59	08:54:24	86,581	9,72 km/h
132	↘	-3	129	137	LITVINAVIČIUS	Saulius	LITHUANIA	LTU	59	08:54:57	86,581	9,71 km/h
133	↘	-23	110	68	SEEPÖLD	Rain	ESTONIA	EST	59	08:55:32	86,581	9,70 km/h
134	↗	+1	135	106	SAH	Binay Kumar	INDIA	IND	59	08:55:50	86,581	9,69 km/h
135	↗	+14	149	7	BERTON	Pablo	ARGENTINA	ARG	59	08:57:11	86,581	9,67 km/h
135	↗	+6	141	113	GALLEN	Eddie	IRELAND	IRL	59	08:57:11	86,581	9,67 km/h
137	↗	+3	140	198	KRASNOV	Dmytro	UKRAINE	UKR	59	08:59:14	86,581	9,63 km/h
138	↘	-18	120	122	VERDUCCI	Luca	ITALY	ITA	59	08:59:25	86,581	9,63 km/h
139			139	154	BOTHA	Wayne	NEW ZEALAND	NZL	59	08:59:38	86,581	9,63 km/h
140	↘	-47	93	58	HANSEN	Kim	DENMARK	DEN	58	08:36:58	85,090	9,88 km/h
141	↗	+2	143	77	LÄGLAND	Jan	FINLAND	FIN	58	08:50:26	85,090	9,62 km/h
142	↘	-4	138	32	CHARNASHEI	Yury	BELARUS	BLR	58	08:51:09	85,090	9,61 km/h
143	↘	-7	136	60	STEENBERG	Thomas	DENMARK	DEN	58	08:53:59	85,090	9,56 km/h
144	↘	-16	128	53	KRAJČA	Rudolf	CZECH REPUBLIC	CZE	58	08:54:55	85,090	9,54 km/h
145			145	3	KIERDELEWICZ	Nicolas	ARGENTINA	ARG	58	08:55:02	85,090	9,54 km/h
146			146	188	WANG	Tao-Yuan	CHINESE TAIPEI	TPE	58	08:56:55	85,090	9,51 km/h
147	↘	-3	144	134	VIETNIEKS	Mikelis	LATVIA	LAT	58	08:57:04	85,090	9,51 km/h
148	↗	+8	156	109	JAIN	Kanan	INDIA	IND	58	08:58:40	85,090	9,48 km/h

Pos.	Evol.	Increase	Prev. Pos.	Bib	Name	Surname	Team	Country	Laps	Last lap time	Total distance	Avg speed km/h
149	↘	-2	147	24	 JUNUZOVIC	Rasim	BOSNIA-HERZEGOVINA	BIH	58	08:59:38	85,090	9,46 km/h
150	↗	+5	155	22	 HARTL	Herbert	AUSTRIA	AUT	58	08:59:47	85,090	9,46 km/h
151	↘	-3	148	19	 MAYER	Georg	AUSTRIA	AUT	57	08:44:34	83,599	9,56 km/h
152	↘	-1	151	167	 CARDOSO DIAS	Daniel	PORTUGAL	POR	57	08:51:30	83,599	9,44 km/h
153	↗	+1	154	17	 KLAMMER	Günter	AUSTRIA	AUT	57	08:55:52	83,599	9,36 km/h
154	↗	+3	157	30	 LAPUTS	Andrei	BELARUS	BLR	57	08:57:17	83,599	9,34 km/h
155	↘	-3	152	149	 BINSBERGEN, VAN	Arjan	NETHERLANDS	NED	56	08:50:59	82,108	9,28 km/h
156	↗	+7	163	150	 ZUIDEMA	Nitish (Peter)	NETHERLANDS	NED	56	08:53:48	82,108	9,23 km/h
157	↘	-7	150	204	 CAMEJO	Jonathan	URUGUAY	URU	56	08:58:17	82,108	9,15 km/h
157	↗	+3	160	20	 DIEPLINGER	Günter	AUSTRIA	AUT	56	08:58:17	82,108	9,15 km/h
159	↗	+3	162	141	 GOMEZ	Rodrigo	MEXICO	MEX	56	08:58:49	82,108	9,14 km/h
160	↗	+11	171	131	 PORMEISTERS	Uldis	LATVIA	LAT	55	08:50:32	80,617	9,12 km/h
161	↘	-2	159	177	 MARKO	Ferc	SLOVENIA	SLO	55	08:51:27	80,617	9,10 km/h
162	↘	-9	153	155	 McDOWALL	Andrew	NEW ZEALAND	NZL	55	08:51:33	80,617	9,10 km/h
163	↗	+7	170	27	 RAHOISHA	Piotr	BELARUS	BLR	55	08:53:50	80,617	9,06 km/h
164	↗	+4	168	70	 RÜÜTELMAA	Andrus	ESTONIA	EST	55	08:57:56	80,617	8,99 km/h
165			165	34	 VIEIRA	Flavio Fernandes	BRAZIL	BRA	54	08:52:30	79,126	8,92 km/h
166	↗	+8	174	196	 HOTSULIAK	Serhii		UKR	54	08:52:33	79,126	8,91 km/h
167	↘	-9	158	23	 ABDAKOVIC	Mirsad	BOSNIA-HERZEGOVINA	BIH	54	08:52:52	79,126	8,91 km/h
168	↗	+1	169	127	 LUCĀNS	Nikolajs		LAT	54	08:53:12	79,126	8,90 km/h
169	↘	-5	164	139	 VAZQUEZ	Eduardo	MEXICO	MEX	54	08:53:53	79,126	8,89 km/h
170	↗	+3	173	47	 SILVA TAVARES	Orlando	CAPE VERDE ISLANDS	CPV	54	08:56:58	79,126	8,84 km/h
171	↗	+5	176	130	 BRAUNS	Didzis	LATVIA	LAT	54	08:57:13	79,126	8,84 km/h
172	↗	+5	177	157	 PELOZO	Alejandro	PARAGUAY	PAR	53	08:50:42	77,635	8,78 km/h
173	↗	+2	175	200	 SHYPUNOV	Valerii	UKRAINE	UKR	53	08:50:50	77,635	8,78 km/h
174	↘	-7	167	194	 LIN	Kun-Hsien		TPE	53	08:51:49	77,635	8,76 km/h
175	↗	+3	178	197	 KHRYSTENOK	Valerii	UKRAINE	UKR	53	08:51:52	77,635	8,76 km/h
176	↗	+3	179	195	 BIALOBRZYESKYI	Andrii	UKRAINE	UKR	53	08:57:51	77,635	8,66 km/h
177	↘	-16	161	203	 RIVERO	Hector	URUGUAY	URU	52	08:44:15	76,144	8,71 km/h
178	↗	+4	182	45	 SEMEDO MOREIRA	Nataniel de Jesus	CAPE VERDE ISLANDS	CPV	52	08:48:56	76,144	8,64 km/h
179	↘	-7	172	100	 MICHPOPOULOS	Marios	GREECE	GRE	52	08:54:38	76,144	8,55 km/h
180	↗	+4	184	147	 MIHOV	Trajche	NORTH MACEDONIA	MKD	52	08:54:39	76,144	8,55 km/h
181	↘	-1	180	205	 GUERRA	Ricardo	URUGUAY	URU	52	08:58:02	76,144	8,49 km/h
182	↘	-1	181	145	 MACDONELL	Brawny	MEXICO	MEX	51	08:48:44	74,653	8,47 km/h
183	↘	-17	166	189	 CHOU	Chun-Hung	CHINESE TAIPEI	TPE	51	08:51:49	74,653	8,42 km/h
184	↘	-1	183	129	 CĀBULIS	Pēteris	LATVIA	LAT	51	08:58:37	74,653	8,32 km/h
185			185	193	 LAI	Kao-Ynag		TPE	50	08:38:41	73,162	8,46 km/h
186	↗	+3	189	69	 VIRMA	Ragnar	ESTONIA	EST	50	08:53:02	73,162	8,24 km/h
187	↗	+4	191	29	 LAPUTS	Anatoli	BELARUS	BLR	50	08:58:41	73,162	8,15 km/h
188	↗	+2	190	28	 ANATSKA	Leaid	BELARUS	BLR	50	08:59:21	73,162	8,14 km/h
189	↘	-2	187	26	 BARIC	Zdravko	BOSNIA-HERZEGOVINA	BIH	49	08:55:39	71,671	8,03 km/h
190	↘	-2	188	51	 MAREK	Pavel	CZECH REPUBLIC	CZE	48	08:29:27	70,180	8,27 km/h
191	↗	+1	192	71	 VENNIKAS	Peeter	ESTONIA	EST	48	08:35:12	70,180	8,17 km/h
192	↘	-6	186	140	 ROBLES	Octaviano		MEX	48	08:52:41	70,180	7,90 km/h
193	↗	+1	194	31	DRAHUN	Barys	BELARUS	BLR	48	08:58:23	70,180	7,82 km/h
194	↘	-1	193	153	HARRE	Graeme	NEW ZEALAND	NZL	47	08:48:35	68,689	7,80 km/h
195			195	2	BERENQUER GRAE	Joan Antoni	ANDORRA	AND	47	08:53:24	68,689	7,73 km/h
196	↗	+1	197	148	DIMOV	Zoran	NORTH MACEDONIA	MKD	44	08:52:52	64,216	7,23 km/h
197	↗	+1	198	143	MENESES	Mario	MEXICO	MEX	43	08:57:16	62,725	7,00 km/h
198	↘	-2	196	104	BÜKI	Tivadar	HUNGARY	HUN	41	05:39:34	59,743	10,56 km/h
199			199	144	NOGALES	Edyy		MEX	36	08:55:28	52,288	5,86 km/h
200			200	76	FORSELL	Marko	FINLAND	FIN	30	05:04:36	43,342	8,54 km/h
201			201	1	NEKMOUCHE	Mohamed	ALGERIA	ALG	30	05:38:26	43,342	7,68 km/h
202			202	40	GAUDET	Wayne	CANADA	CAN	30	08:35:35	43,342	5,04 km/h
203			203	44	TOMAJKO	Stephen	CANADA	CAN	27	04:06:02	38,869	9,48 km/h
204			204	36	VILARES	Cleber Castilhana	BRAZIL	BRA	18	02:33:35	25,450	9,94 km/h
205			205	169	IONIȚĂ	Florin Sebastian	ROMANIA	ROU	16	01:59:13	22,468	11,31 km/h