






































































































Pos.	Evol.	Increase	Prev. Pos.	Bib	Name	Surname	Team	Country	Laps	Last lap time	Total distance	Avg speed km/h
1			1	79	 CLAVERY	Erik	FRANCE	FRA	61	06:59:22	89,563	12,81 km/h
2			2	136	 SOROKIN	Aleksandr	LITHUANIA	LTU	60	06:56:08	88,072	12,70 km/h
3			3	63	 PENALVA LOPEZ	Ivan	SPAIN	ESP	59	06:53:46	86,581	12,56 km/h
4			4	124	 INOUE	Shingo	JAPAN	JPN	59	06:56:41	86,581	12,47 km/h
5			5	125	 NARAKI	Toshiro	JAPAN	JPN	58	06:55:54	85,090	12,28 km/h
6			6	128	 KUMPIŅŠ	Ainārs	LATVIA	LAT	57	06:50:58	83,599	12,21 km/h
7			7	166	 GIL	Luis	PORTUGAL	POR	57	06:53:22	83,599	12,13 km/h
8	↗	+2	10	103	 BÓDIS	Tamás	HUNGARY	HUN	57	06:58:32	83,599	11,98 km/h
9			9	66	 DELGADO GIL	Ruben	SPAIN	ESP	56	06:53:52	82,108	11,90 km/h
10	↗	+1	11	101	 CSÉCSEI	Zoltán	HUNGARY	HUN	56	06:55:00	82,108	11,87 km/h
11	↗	+1	12	160	 BASA	Przemyslaw	POLAND	POL	56	06:59:02	82,108	11,76 km/h
12	↗	+1	13	6	 MORAN SALAS	Pedro	ARGENTINA	ARG	56	06:59:29	82,108	11,74 km/h
13	↗	+1	14	83	 RUEL	Stephane	FRANCE	FRA	56	06:59:54	82,108	11,73 km/h
14	↘	-6	8	33	 SOUSA	Luciano Alves	BRAZIL	BRA	55	06:51:01	80,617	11,77 km/h
15	↗	+2	17	159	 PIOTROWSKI	Andrzej	POLAND	POL	55	06:52:37	80,617	11,72 km/h
16	↘	-1	15	207	 JACKSON	Jacob	UNITED STATES OF AMERICA	USA	55	06:53:11	80,617	11,71 km/h
17	↘	-1	16	65	 MATAIX GRACIA	Niguel	SPAIN	ESP	55	06:53:55	80,617	11,69 km/h
18			18	182	 VIEUX	Florian	SWITZERLAND	SUI	55	06:54:41	80,617	11,66 km/h
19	↗	+3	22	102	 HALAMA	Levente	HUNGARY	HUN	55	06:58:27	80,617	11,56 km/h
20	↗	+3	23	116	 BRAVI	Paolo	ITALY	ITA	55	06:59:01	80,617	11,54 km/h
21	↘	-1	20	163	 MALYSZEK	Leszek	POLAND	POL	54	06:51:25	79,126	11,54 km/h
22	↗	+10	32	208	 RIOPEL	Rich	UNITED STATES OF AMERICA	USA	54	06:52:45	79,126	11,50 km/h
23	↘	-2	21	164	 KOT	Rafał		POL	54	06:52:50	79,126	11,50 km/h
24	↗	+2	26	201	 TKACHUK	Andrii	UKRAINE	UKR	54	06:52:51	79,126	11,50 km/h
25	↗	+8	33	206	 LEBLOND	Olivier	UNITED STATES OF AMERICA	USA	54	06:52:56	79,126	11,50 km/h
26	↗	+5	31	80	 COSTA	Valentin	FRANCE	FRA	54	06:53:21	79,126	11,49 km/h
27	↗	+2	29	92	 STOCKS	Michael	GREAT BRITAIN AND NORTHERN IRELAND	GBR	54	06:53:41	79,126	11,48 km/h
28	↘	-2	26	88	 LAWSON	Daniel	GREAT BRITAIN AND NORTHERN IRELAND	GBR	54	06:54:12	79,126	11,46 km/h
29	↘	-3	26	91	 STEWART	James	GREAT BRITAIN AND NORTHERN IRELAND	GBR	54	06:54:13	79,126	11,46 km/h
30	↗	+4	34	54	 VELIČKA	Ondřej	CZECH REPUBLIC	CZE	54	06:54:32	79,126	11,45 km/h
31	↗	+5	36	158	 RADZIKOWSKI	Andrzej	POLAND	POL	54	06:55:05	79,126	11,44 km/h
32	↘	-7	25	12	 MULLER	Kevin	AUSTRALIA	AUS	54	06:55:20	79,126	11,43 km/h
33	↘	-9	24	126	 ABIKO	Ryo	JAPAN	JPN	54	06:55:46	79,126	11,42 km/h
33	↗	+4	37	90	 MASKELL	Paul	GREAT BRITAIN AND NORTHERN IRELAND	GBR	54	06:55:46	79,126	11,42 km/h
35	↗	+3	38	105	 NARAYANA	Ullas	INDIA	IND	54	06:57:46	79,126	11,36 km/h
36	↗	+3	39	151	 NORUM	Jo Inge	NORWAY	NOR	54	06:58:02	79,126	11,36 km/h
37	↗	+3	40	176	 SRNEC	Uros	SLOVENIA	SLO	53	06:52:35	77,635	11,29 km/h
38	↘	-3	35	117	 CERONI	Matteo	ITALY	ITA	53	06:53:03	77,635	11,28 km/h
39	↗	+8	47	97	 WEBER	Felix	GERMANY	GER	53	06:53:20	77,635	11,27 km/h
40	↗	+1	41	119	 LEONELLI	Nicolas	ITALY	ITA	53	06:54:48	77,635	11,23 km/h
41	↗	+3	44	123	 TAKAHASHI	Nobuyuki	JAPAN	JPN	53	06:55:29	77,635	11,21 km/h
42	↗	+7	49	49	 BRUNNER	Radek	CZECH REPUBLIC	CZE	53	06:56:50	77,635	11,17 km/h
43	↗	+2	45	118	 GRASSI	Matteo	ITALY	ITA	53	06:57:01	77,635	11,17 km/h
44	↘	-14	30	39	 ROULIER	Sebastien	CANADA	CAN	53	06:57:29	77,635	11,16 km/h
45	↗	+5	50	181	WINGS	Samuel	SWITZERLAND	SUI	53	06:58:30	77,635	11,13 km/h
46	↘	-4	42	81	DILMI	Ludovic	FRANCE	FRA	53	06:58:46	77,635	11,12 km/h
47	↗	+8	55	152	KRONEN TARANGHEIM	Bjørn Tore	NORWAY	NOR	53	06:59:15	77,635	11,11 km/h
48	↗	+6	54	64	DE LAS HERAS MOYANO	Nicolas	SPAIN	ESP	53	06:59:41	77,635	11,10 km/h
49	↗	+11	60	95	LEUZE	Marcel	GERMANY	GER	52	06:51:50	76,144	11,09 km/h
50	↗	+2	52	132	BONDARS	Aivars		LAT	52	06:53:11	76,144	11,06 km/h
51	↗	+11	62	96	LUX	Christoph	GERMANY	GER	52	06:53:14	76,144	11,06 km/h
52	↗	+11	63	162	WERESZCZAK	Andrzej	POLAND	POL	52	06:53:25	76,144	11,05 km/h
53			53	50	HORČIČKA	Jiří	CZECH REPUBLIC	CZE	52	06:53:41	76,144	11,04 km/h
54	↗	+3	57	115	O'SHEA	Alex	IRELAND	IRL	52	06:54:00	76,144	11,04 km/h
55	↗	+11	66	59	SØRENSEN	Kim Klitgaard	DENMARK	DEN	52	06:54:06	76,144	11,03 km/h
56	↗	+2	58	42	PENNY	Blaine	CANADA	CAN	52	06:54:49	76,144	11,01 km/h
57	↗	+15	72	8	BRETZ	Kay	AUSTRALIA	AUS	52	06:55:43	76,144	10,99 km/h
58	↗	+1	59	84	RUIZ	Patrick	FRANCE	FRA	52	06:56:14	76,144	10,98 km/h
59	↗	+6	65	121	ROVERA	Paolo	ITALY	ITA	52	06:56:25	76,144	10,97 km/h
60	↗	+8	68	87	HOLYOAK	Steven	GREAT BRITAIN AND NORTHERN IRELAND	GBR	52	06:56:44	76,144	10,96 km/h
61	↘	-5	56	133	KALNIŅŠ	Ritvars	LATVIA	LAT	52	06:57:03	76,144	10,95 km/h
62	↗	+9	71	89	MacDONALD	Grant	GREAT BRITAIN AND NORTHERN IRELAND	GBR	52	06:57:27	76,144	10,94 km/h
63	↗	+7	70	56	HEREJT	Petr	CZECH REPUBLIC	CZE	52	06:57:37	76,144	10,94 km/h
64	↘	-13	51	38	MOCHINACZ	Itacir	BRAZIL	BRA	52	06:57:57	76,144	10,93 km/h
65	↗	+10	75	210	LEWIS	Harvey	UNITED STATES OF AMERICA	USA	52	06:58:26	76,144	10,92 km/h
66	↘	-20	46	183	MACAJ	Ivan	SLOVAK REPUBLIC	SVK	52	06:58:41	76,144	10,91 km/h
67	↗	+8	75	98	WILSDORF	Stefan	GERMANY	GER	52	06:58:47	76,144	10,91 km/h
68	↗	+1	69	173	ROMAN	Radu	ROMANIA	ROU	52	06:58:54	76,144	10,91 km/h
69	↘	-21	48	146	DE LOS SANTOS	Oscar	MEXICO	MEX	52	06:59:20	76,144	10,90 km/h
70	↗	+4	74	120	ROMANO	Stefano	ITALY	ITA	52	06:59:46	76,144	10,88 km/h
71	↘	-29	42	9	ECKFORD	Matthew	AUSTRALIA	AUS	51	06:49:53	74,653	10,93 km/h
72	↘	-6	66	58	HANSEN	Kim	DENMARK	DEN	51	06:51:36	74,653	10,88 km/h
73	↗	+11	84	178	IVANOVIC	Boris	SLOVENIA	SLO	51	06:51:37	74,653	10,88 km/h
74	↘	-1	73	73	RANTA	Kari	FINLAND	FIN	51	06:52:16	74,653	10,86 km/h

Pos.	Evol.	Increase	Prev. Pos.	Bib	Name	Surname	Team	Country	Laps	Last lap time	Total distance	Avg speed km/h
75	↘	-11	64	199	MIKHIEIEV	Dmytro	UKRAINE	UKR	51	06:52:38	74,653	10,86 km/h
76	↗	+9	85	211	SLABY	Steve	UNITED STATES OF AMERICA	USA	51	06:52:58	74,653	10,85 km/h
77	↗	+6	83	10	HORSBURGH	Ewan	AUSTRALIA	AUS	51	06:53:04	74,653	10,84 km/h
78	↗	+2	80	72	KUKKO	Jyrki	FINLAND	FIN	51	06:55:15	74,653	10,79 km/h
79	↘	-18	61	170	TRUȘCĂ	Daniel	ROMANIA	ROU	51	06:55:53	74,653	10,77 km/h
80	↗	+10	90	14	REDFERN	Stephen	AUSTRALIA	AUS	51	06:56:45	74,653	10,75 km/h
81	↘	-2	79	82	GERARDIN	Raphael	FRANCE	FRA	51	06:57:43	74,653	10,72 km/h
82	↗	+14	96	212	COURY	Nick		USA	51	06:58:00	74,653	10,72 km/h
83	↗	+27	110	4	BARNES	Pablo	ARGENTINA	ARG	51	06:58:38	74,653	10,70 km/h
84	↗	+9	93	112	HOGAN	Aidan	IRELAND	IRL	51	06:59:27	74,653	10,68 km/h
85	↗	+12	97	11	LOVEDAY	Barry		AUS	51	07:00:00	74,653	10,66 km/h
86	↘	-4	82	62	BATSBERG	Bruno	DENMARK	DEN	50	06:51:32	73,162	10,67 km/h
87	↘	-6	81	37	ALMEIDA SANTOS	Gustavo Medeiros de	BRAZIL	BRA	50	06:51:55	73,162	10,66 km/h
88	↘	-10	78	180	ŠULJA	Mihail	SERBIA	SRB	50	06:52:02	73,162	10,65 km/h
89			89	161	BRACZYK	Krzysztof	POLAND	POL	50	06:52:55	73,162	10,63 km/h
90	↗	+2	92	122	VERDUCCI	Luca	ITALY	ITA	50	06:53:07	73,162	10,63 km/h
91	↗	+3	94	215	RODRIGUES	Vitor	PORTUGAL	POR	50	06:53:42	73,162	10,61 km/h
92	↗	+6	98	156	CORREA	Anibal	PARAGUAY	PAR	50	06:53:44	73,162	10,61 km/h
93	↗	+7	100	67	POLL	Cris	ESTONIA	EST	50	06:54:26	73,162	10,59 km/h
94	↗	+11	105	209	ARMSTRONG	Greg	UNITED STATES OF AMERICA	USA	50	06:54:45	73,162	10,58 km/h
95			95	53	KRAJČA	Rudolf	CZECH REPUBLIC	CZE	50	06:55:04	73,162	10,58 km/h
96	↘	-77	19	138	SKINULIS	Aurimas	LITHUANIA	LTU	50	06:55:08	73,162	10,57 km/h
97	↗	+10	107	35	CRACCO JUNIOR	Urbano Dario	BRAZIL	BRA	50	06:55:24	73,162	10,57 km/h
98	↗	+11	109	94	HÖSL	Patrick	GERMANY	GER	50	06:55:47	73,162	10,56 km/h
99	↗	+4	103	135	VECVAGARIS	Matiss		LAT	50	06:56:04	73,162	10,55 km/h
100	↘	-12	88	107	SHARMA	Sunil	INDIA	IND	50	06:56:16	73,162	10,55 km/h
101	↘	-10	91	114	MULLINS	Padraig	IRELAND	IRL	50	06:58:18	73,162	10,49 km/h
102	↘	-3	99	43	MASTERS	Daniel	CANADA	CAN	50	06:58:37	73,162	10,49 km/h
103	↗	+5	108	75	RONKAINEN	Tomi	FINLAND	FIN	50	06:58:48	73,162	10,48 km/h
104	↘	-17	87	165	OLIVEIRA	Joao	PORTUGAL	POR	50	06:59:06	73,162	10,47 km/h
105	↘	-3	102	174	MIKLIC	Mirko Bogomir	SLOVENIA	SLO	50	06:59:35	73,162	10,46 km/h
106	↘	-20	86	68	SEEPÖLD	Rain	ESTONIA	EST	49	06:45:15	71,671	10,61 km/h
107	↘	-6	101	191	HSUEH	Ping-Cheng	CHINESE TAIPEI	TPE	49	06:50:36	71,671	10,47 km/h
108	↗	+3	111	41	TABELEV	Oleg	CANADA	CAN	49	06:52:41	71,671	10,42 km/h
109	↗	+3	112	179	GACIK	Saša	SERBIA	SRB	49	06:53:32	71,671	10,40 km/h
110	↗	+7	117	13	PEARSON	John		AUS	49	06:54:58	71,671	10,36 km/h
111	↘	-5	106	184	VÄLITALO	Dan	SWEDEN	SWE	49	06:55:03	71,671	10,36 km/h
112	↘	-35	77	185	STEENE	Johan	SWEDEN	SWE	49	06:55:21	71,671	10,35 km/h
113	↗	+2	115	61	JØRGENSEN	Klaus Pirker	DENMARK	DEN	49	06:55:23	71,671	10,35 km/h
114	↗	+2	116	74	NIEMENMAA	Ville	FINLAND	FIN	49	06:56:26	71,671	10,33 km/h
115	↘	-11	104	48	CABRAL	José Daniel	CAPE VERDE ISLANDS	CPV	49	06:57:45	71,671	10,29 km/h
116	↗	+2	118	57	FRIIS	Carsten	DENMARK	DEN	49	06:58:40	71,671	10,27 km/h
117	↗	+7	124	142	ZARAGOZA	Marco	MEXICO	MEX	49	06:59:21	71,671	10,25 km/h
118	↗	+4	122	106	SAH	Binay Kumar	INDIA	IND	48	06:53:08	70,180	10,19 km/h
119	↗	+7	126	190	LI	Wang-Chang	CHINESE TAIPEI	TPE	48	06:53:23	70,180	10,19 km/h
120			120	55	KOPEČNÝ	Dušan	CZECH REPUBLIC	CZE	48	06:53:25	70,180	10,19 km/h
121	↗	+6	127	16	YOON	John	AUSTRALIA	AUS	48	06:56:03	70,180	10,12 km/h
122	↗	+3	125	108	MOHANTY	Pranaya Pratap	INDIA	IND	48	06:56:25	70,180	10,11 km/h
123			123	137	LITVINAVIČIUS	Saulius	LITHUANIA	LTU	48	06:56:34	70,180	10,11 km/h
124	↘	-11	113	99	MARIFOGLOU	Dimosthenis	GREECE	GRE	48	06:57:06	70,180	10,10 km/h
125	↗	+4	129	18	MICHALITZ	Andreas	AUSTRIA	AUT	48	06:57:49	70,180	10,08 km/h
126	↘	-5	121	154	BOTHA	Wayne	NEW ZEALAND	NZL	48	06:58:24	70,180	10,06 km/h
127	↗	+1	128	134	VIETNIEKS	Mikelis	LATVIA	LAT	48	06:58:30	70,180	10,06 km/h
128	↗	+2	130	186	KAO	Chih-Ming	CHINESE TAIPEI	TPE	48	06:59:04	70,180	10,05 km/h
129	↘	-15	114	172	ANTONARU	Daniel	ROMANIA	ROU	47	06:39:15	68,689	10,32 km/h
130	↗	+3	133	32	CHARNASHEI	Yury	BELARUS	BLR	47	06:50:16	68,689	10,05 km/h
131	↗	+9	140	21	GLASER	Dominik	AUSTRIA	AUT	47	06:51:19	68,689	10,02 km/h
132			132	202	FERNÁNDEZ	Luis	URUGUAY	URU	47	06:52:09	68,689	10,00 km/h
133	↗	+1	134	187	KANG	Ting-Jui	CHINESE TAIPEI	TPE	47	06:53:31	68,689	9,97 km/h
134	↗	+7	141	5	MONTES DE OCA	Cristian	ARGENTINA	ARG	47	06:53:41	68,689	9,96 km/h
135			135	149	BINSBERGEN, VAN	Arjan	NETHERLANDS	NED	47	06:53:58	68,689	9,96 km/h
136	↗	+10	146	175	KREJAC	Damjan	SLOVENIA	SLO	47	06:53:59	68,689	9,96 km/h
137	↘	-18	119	60	STEENBERG	Thomas	DENMARK	DEN	47	06:54:15	68,689	9,95 km/h
138	↗	+4	142	111	KEITH	Eoin	IRELAND	IRL	47	06:54:40	68,689	9,94 km/h
139	↗	+5	144	198	KRASNOV	Dmytro	UKRAINE	UKR	47	06:54:41	68,689	9,94 km/h
140	↗	+12	152	25	PAVIC	Branislav	BOSNIA-HERZEGOVINA	BIH	47	06:55:43	68,689	9,91 km/h
141	↗	+3	144	15	SYMONDS	Dan		AUS	47	06:56:30	68,689	9,90 km/h
142	↘	-6	136	171	FARKAS	Răzvan	ROMANIA	ROU	47	06:58:09	68,689	9,86 km/h
143	↗	+18	161	7	BERTON	Pablo	ARGENTINA	ARG	46	06:48:27	67,198	9,87 km/h
144	↗	+10	154	113	GALLEN	Eddie	IRELAND	IRL	46	06:51:04	67,198	9,81 km/h
145	↗	+12	157	3	KIERDELEWICZ	Nicolas	ARGENTINA	ARG	46	06:51:05	67,198	9,81 km/h
146	↗	+7	153	24	JUNUZOVIC	Rasim	BOSNIA-HERZEGOVINA	BIH	46	06:52:33	67,198	9,77 km/h
147	↘	-8	139	155	McDOWALL	Andrew	NEW ZEALAND	NZL	46	06:52:57	67,198	9,76 km/h
148			148	77	LÅGLAND	Jan	FINLAND	FIN	46	06:53:18	67,198	9,76 km/h

Pos.	Evol.	Increase	Prev. Pos.	Bib	Name	Surname	Team	Country	Laps	Last lap time	Total distance	Avg speed km/h
149	↗	+6	155	17	 KLAMMER	Günter	AUSTRIA	AUT	46	06:53:33	67,198	9,75 km/h
150	↘	-7	143	167	 CARDOSO DIAS	Daniel	PORTUGAL	POR	46	06:53:41	67,198	9,75 km/h
151			151	192	 CHANG	Chung-Yi		TPE	46	06:55:10	67,198	9,71 km/h
152	↗	+12	164	19	 MAYER	Georg	AUSTRIA	AUT	46	06:57:45	67,198	9,65 km/h
153	↗	+3	156	23	 ABDAKOVIC	Mirsad	BOSNIA-HERZEGOVINA	BIH	45	06:47:40	65,707	9,67 km/h
154	↗	+6	160	20	 DIEPLINGER	Günter	AUSTRIA	AUT	45	06:48:58	65,707	9,64 km/h
155	↘	-17	138	188	 WANG	Tao-Yuan	CHINESE TAIPEI	TPE	45	06:49:40	65,707	9,62 km/h
156	↗	+3	159	177	 MARKO	Femc	SLOVENIA	SLO	45	06:51:12	65,707	9,59 km/h
157	↗	+1	158	141	 GOMEZ	Rodrigo	MEXICO	MEX	45	06:51:38	65,707	9,58 km/h
158	↘	-8	150	139	 VAZQUEZ	Eduardo	MEXICO	MEX	45	06:52:50	65,707	9,55 km/h
159	↗	+4	163	194	 LIN	Kun-Hsien		TPE	45	06:53:21	65,707	9,54 km/h
160	↗	+2	162	30	 LAPUTS	Andrei	BELARUS	BLR	45	06:54:30	65,707	9,51 km/h
161	↘	-24	137	189	 CHOU	Chun-Hung	CHINESE TAIPEI	TPE	45	06:54:42	65,707	9,51 km/h
162	↘	-13	149	200	 SHYPUNOV	Valerii	UKRAINE	UKR	45	06:56:28	65,707	9,47 km/h
163	↗	+11	174	22	 HARTL	Herbert	AUSTRIA	AUT	45	06:59:04	65,707	9,41 km/h
164	↗	+5	169	204	 CAMEJO	Jonathan	URUGUAY	URU	45	06:59:50	65,707	9,39 km/h
165	↗	+6	171	109	 JAIN	Kanan	INDIA	IND	44	06:51:21	64,216	9,37 km/h
166	↗	+13	179	203	 RIVERO	Hector	URUGUAY	URU	44	06:52:46	64,216	9,33 km/h
167			167	127	 LUCĀNS	Nikolajs		LAT	44	06:53:06	64,216	9,33 km/h
168	↘	-3	165	131	 PORMEISTERS	Uldis	LATVIA	LAT	44	06:53:21	64,216	9,32 km/h
169	↗	+6	175	150	 ZUIDEMA	Nitish (Peter)	NETHERLANDS	NED	44	06:53:47	64,216	9,31 km/h
170	↗	+2	172	34	 VIEIRA	Flavio Fernandes	BRAZIL	BRA	44	06:55:38	64,216	9,27 km/h
171	↗	+2	173	100	 MICHPOULOS	Marios	GREECE	GRE	44	06:56:37	64,216	9,25 km/h
172	↘	-4	168	70	 RÜÜTELMAA	Andrus	ESTONIA	EST	44	06:57:05	64,216	9,24 km/h
173	↘	-3	170	130	 BRAUNS	Didzis	LATVIA	LAT	44	06:58:03	64,216	9,22 km/h
174	↘	-8	166	145	 MACDONELL	Brawny	MEXICO	MEX	44	06:58:30	64,216	9,21 km/h
175	↗	+9	184	197	 KHRYSTENOK	Valerii	UKRAINE	UKR	43	06:55:59	62,725	9,05 km/h
176	↗	+11	187	27	 RAHOISHA	Piotr	BELARUS	BLR	43	06:56:12	62,725	9,04 km/h
177	↗	+8	185	157	 PELOZO	Alejandro	PARAGUAY	PAR	43	06:56:15	62,725	9,04 km/h
178			178	47	 SILVA TAVARES	Orlando	CAPE VERDE ISLANDS	CPV	43	06:57:33	62,725	9,01 km/h
179	↗	+9	188	196	 HOTSULIAK	Serhii		UKR	43	06:57:58	62,725	9,00 km/h
180			180	205	 GUERRA	Ricardo	URUGUAY	URU	42	06:49:56	61,234	8,96 km/h
181	↗	+5	186	195	 BIALOBRZYESKYI	Andrii	UKRAINE	UKR	42	06:49:59	61,234	8,96 km/h
182	↗	+1	183	147	 MIHOV	Trajche	NORTH MACEDONIA	MKD	42	06:50:18	61,234	8,95 km/h
183	↘	-6	177	193	 LAI	Kao-Ynag		TPE	42	06:51:09	61,234	8,94 km/h
184	↘	-8	176	129	 CĀBULIS	Pēteris	LATVIA	LAT	42	06:55:11	61,234	8,85 km/h
185	↘	-3	182	45	 SEMEDO MOREIRA	Nataniel de Jesus	CAPE VERDE ISLANDS	CPV	42	06:56:12	61,234	8,83 km/h
186	↘	-55	131	104	 BÜKI	Tivadar	HUNGARY	HUN	41	05:39:34	59,743	10,56 km/h
187	↘	-6	181	140	 ROBLES	Octaviano		MEX	41	06:41:10	59,743	8,94 km/h
188	↗	+1	189	69	 VIRMA	Ragnar	ESTONIA	EST	41	06:49:57	59,743	8,74 km/h
189	↗	+1	190	71	 VENNIKAS	Peeter	ESTONIA	EST	41	06:53:22	59,743	8,67 km/h
190	↗	+1	191	29	 LAPUTS	Anatoli	BELARUS	BLR	41	06:58:59	59,743	8,56 km/h
191	↘	-44	147	51	 MAREK	Pavel	CZECH REPUBLIC	CZE	40	05:47:52	58,252	10,05 km/h
192	↗	+1	193	26	 BARIC	Zdravko	BOSNIA-HERZEGOVINA	BIH	40	06:50:03	58,252	8,52 km/h
193	↘	-1	192	28	 ANATSKA	Leaid	BELARUS	BLR	40	06:50:41	58,252	8,51 km/h
194	↗	+1	195	31	 DRAHUN	Barys	BELARUS	BLR	39	06:58:21	56,761	8,14 km/h
195	↗	+1	196	2	 BERENQUER GRAE	Joan Antoni	ANDORRA	AND	38	06:48:53	55,270	8,11 km/h
196	↘	-2	194	153	 HARRE	Graeme	NEW ZEALAND	NZL	38	06:51:57	55,270	8,05 km/h
197			197	143	 MENESES	Mario	MEXICO	MEX	35	06:53:40	50,797	7,37 km/h
198	↗	+2	200	148	 DIMOV	Zoran	NORTH MACEDONIA	MKD	35	06:55:28	50,797	7,34 km/h
199	↘	-1	198	76	 FORSELL	Marko	FINLAND	FIN	30	05:04:36	43,342	8,54 km/h
200	↘	-1	199	1	 NEKMOUCHE	Mohamed	ALGERIA	ALG	30	05:38:26	43,342	7,68 km/h
201	↗	+1	202	144	 NOGALES	Edyy		MEX	29	06:43:39	41,851	6,22 km/h
202	↘	-1	201	44	 TOMAJKO	Stephen	CANADA	CAN	27	04:06:02	38,869	9,48 km/h
203			203	40	 GAUDET	Wayne	CANADA	CAN	26	06:58:54	37,378	5,35 km/h
204			204	36	 VILARES	Cleber Castilhana	BRAZIL	BRA	18	02:33:35	25,450	9,94 km/h
205			205	169	 IONIȚĂ	Florin Sebastian	ROMANIA	ROU	16	01:59:13	22,468	11,31 km/h