

























































































Pos.	Evol.	Increase	Prev. Pos.	Bib	Name	Surname	Team	Country	Laps	Last lap time	Total distance	Avg speed km/h
1			1	79	 CLAVERY	Erik	FRANCE	FRA	53	05:59:38	<b>77,635</b>	12,95 km/h
2			2	136	 SOROKIN	Aleksandr	LITHUANIA	LTU	52	05:57:59	<b>76,144</b>	12,76 km/h
3			3	63	 PENALVA LOPEZ	Ivan	SPAIN	ESP	51	05:54:51	<b>74,653</b>	12,62 km/h
4			4	124	 INOUE	Shingo	JAPAN	JPN	51	05:56:55	<b>74,653</b>	12,55 km/h
5	↗	+2	7	125	 NARAKI	Toshiro	JAPAN	JPN	50	05:54:50	<b>73,162</b>	12,37 km/h
6	↗	+2	8	128	 KUMPIŅŠ	Ainārs	LATVIA	LAT	50	05:58:13	<b>73,162</b>	12,25 km/h
7	↗	+3	10	166	 GIL	Luis	PORTUGAL	POR	49	05:53:09	<b>71,671</b>	12,18 km/h
8	↘	-3	5	33	 SOUSA	Luciano Alves	BRAZIL	BRA	49	05:54:51	<b>71,671</b>	12,12 km/h
9			9	66	 DELGADO GIL	Ruben	SPAIN	ESP	49	05:58:35	<b>71,671</b>	11,99 km/h
10	↗	+1	11	103	 BÓDIS	Tamás	HUNGARY	HUN	49	05:58:43	<b>71,671</b>	11,99 km/h
11	↗	+1	12	101	 CSÉCSEI	Zoltán	HUNGARY	HUN	48	05:53:43	<b>70,180</b>	11,90 km/h
12	↗	+3	15	160	 BASA	Przemyslaw	POLAND	POL	48	05:56:16	<b>70,180</b>	11,82 km/h
13	↗	+1	14	6	 MORAN SALAS	Pedro	ARGENTINA	ARG	48	05:57:02	<b>70,180</b>	11,79 km/h
14	↗	+2	16	83	 RUEL	Stephane	FRANCE	FRA	48	05:57:09	<b>70,180</b>	11,79 km/h
15	↗	+4	19	207	 JACKSON	Jacob	UNITED STATES OF AMERICA	USA	48	05:58:36	<b>70,180</b>	11,74 km/h
16	↗	+5	21	65	 MATAIX GRACIA	Niguel	SPAIN	ESP	48	05:58:47	<b>70,180</b>	11,74 km/h
17	↗	+8	25	159	 PIOTROWSKI	Andrzej	POLAND	POL	48	05:59:08	<b>70,180</b>	11,72 km/h
18	↗	+2	20	182	 VIEUX	Florian	SWITZERLAND	SUI	48	05:59:42	<b>70,180</b>	11,71 km/h
19	↘	-13	6	138	 SKINULIS	Aurimas	LITHUANIA	LTU	47	05:45:44	<b>68,689</b>	11,92 km/h
20	↗	+3	23	163	 MALYSZEK	Leszek	POLAND	POL	47	05:52:04	<b>68,689</b>	11,71 km/h
21	↘	-4	17	164	 KOT	Rafal		POL	47	05:53:12	<b>68,689</b>	11,67 km/h
22			22	102	 HALAMA	Levente	HUNGARY	HUN	47	05:53:14	<b>68,689</b>	11,67 km/h
23	↘	-5	18	116	 BRAVI	Paolo	ITALY	ITA	47	05:53:37	<b>68,689</b>	11,65 km/h
24			24	126	 ABIKO	Ryo	JAPAN	JPN	47	05:55:25	<b>68,689</b>	11,60 km/h
25	↗	+1	26	12	 MULLER	Kevin	AUSTRALIA	AUS	47	05:56:24	<b>68,689</b>	11,56 km/h
26	↗	+8	34	88	 LAWSON	Daniel	GREAT BRITAIN AND NORTHERN IRELAND	GBR	47	05:56:43	<b>68,689</b>	11,55 km/h
26	↗	+7	33	91	 STEWART	James	GREAT BRITAIN AND NORTHERN IRELAND	GBR	47	05:56:43	<b>68,689</b>	11,55 km/h
26	↗	+8	34	201	 TKACHUK	Andrii	UKRAINE	UKR	47	05:56:43	<b>68,689</b>	11,55 km/h
29	↗	+2	31	92	 STOCKS	Michael	GREAT BRITAIN AND NORTHERN IRELAND	GBR	47	05:57:00	<b>68,689</b>	11,54 km/h
30	↘	-17	13	39	 ROULIER	Sebastien	CANADA	CAN	47	05:57:20	<b>68,689</b>	11,53 km/h
31	↗	+6	37	80	 COSTA	Valentin	FRANCE	FRA	47	05:57:26	<b>68,689</b>	11,53 km/h
32			32	208	 RIOPEL	Rich	UNITED STATES OF AMERICA	USA	47	05:58:40	<b>68,689</b>	11,49 km/h
33	↗	+8	41	206	 LEBLOND	Olivier	UNITED STATES OF AMERICA	USA	47	05:58:48	<b>68,689</b>	11,49 km/h
34	↗	+5	39	54	 VELIČKA	Ondřej	CZECH REPUBLIC	CZE	47	05:58:52	<b>68,689</b>	11,48 km/h
35	↘	-5	30	117	 CERONI	Matteo	ITALY	ITA	47	05:58:53	<b>68,689</b>	11,48 km/h
36	↗	+10	46	158	 RADZIKOWSKI	Andrzej	POLAND	POL	47	05:58:58	<b>68,689</b>	11,48 km/h
37	↗	+1	38	90	 MASKELL	Paul	GREAT BRITAIN AND NORTHERN IRELAND	GBR	47	05:59:51	<b>68,689</b>	11,45 km/h
38	↗	+23	61	105	 NARAYANA	Ullas	INDIA	IND	46	05:51:56	<b>67,198</b>	11,46 km/h
39	↗	+3	42	151	 NORUM	Jo Inge	NORWAY	NOR	46	05:53:45	<b>67,198</b>	11,40 km/h
40	↗	+3	43	176	 SRNEC	Uros	SLOVENIA	SLO	46	05:54:04	<b>67,198</b>	11,39 km/h
41	↗	+3	44	119	 LEONELLI	Nicolas	ITALY	ITA	46	05:55:01	<b>67,198</b>	11,36 km/h
42	↗	+6	48	81	 DILMI	Ludovic	FRANCE	FRA	46	05:55:57	<b>67,198</b>	11,33 km/h
42	↘	-14	28	9	 ECKFORD	Matthew	AUSTRALIA	AUS	46	05:55:57	<b>67,198</b>	11,33 km/h
44	↗	+6	50	123	 TAKAHASHI	Nobuyuki	JAPAN	JPN	46	05:57:21	<b>67,198</b>	11,28 km/h
45	↗	+4	49	118	GRASSI	Matteo	ITALY	ITA	46	05:57:50	<b>67,198</b>	11,27 km/h
46	↘	-1	45	183	MACAJ	Ivan	SLOVAK REPUBLIC	SVK	46	05:58:04	<b>67,198</b>	11,26 km/h
47	↗	+5	52	97	WEBER	Felix	GERMANY	GER	46	05:58:22	<b>67,198</b>	11,25 km/h
48	↘	-19	29	146	DE LOS SANTOS	Oscar	MEXICO	MEX	46	05:58:25	<b>67,198</b>	11,25 km/h
49	↘	-22	27	49	BRUNNER	Radek	CZECH REPUBLIC	CZE	46	05:58:41	<b>67,198</b>	11,24 km/h
50	↗	+3	53	181	WINGS	Samuel	SWITZERLAND	SUI	46	05:59:42	<b>67,198</b>	11,21 km/h
51	↘	-15	36	38	MOCHINACZ	Itacir	BRAZIL	BRA	46	05:59:53	<b>67,198</b>	11,20 km/h
52	↘	-12	40	132	BONDARS	Aivars	LATVIA	LAT	45	05:50:46	<b>65,707</b>	11,24 km/h
53	↗	+34	87	50	HORČIČKA	Jiří	CZECH REPUBLIC	CZE	45	05:52:27	<b>65,707</b>	11,19 km/h
54			54	64	DE LAS HERAS MO	Nicolas	SPAIN	ESP	45	05:53:11	<b>65,707</b>	11,16 km/h
55	↗	+36	91	152	KRONEN TARANGE	Bjorn Tore	NORWAY	NOR	45	05:53:45	<b>65,707</b>	11,14 km/h
56	↗	+22	78	133	KALNIŅŠ	Ritvars	LATVIA	LAT	45	05:54:01	<b>65,707</b>	11,14 km/h
57			57	115	O'SHEA	Alex	IRELAND	IRL	45	05:54:07	<b>65,707</b>	11,13 km/h
58	↗	+4	62	42	PENNY	Blaine	CANADA	CAN	45	05:54:18	<b>65,707</b>	11,13 km/h
59	↘	-4	55	84	RUIZ	Patrick	FRANCE	FRA	45	05:54:44	<b>65,707</b>	11,11 km/h
60	↘	-1	59	95	LEUZE	Marcel	GERMANY	GER	45	05:54:47	<b>65,707</b>	11,11 km/h
61	↘	-14	47	170	TRUȘCĂ	Daniel	ROMANIA	ROU	45	05:54:56	<b>65,707</b>	11,11 km/h
62	↗	+4	66	96	LUX	Christoph	GERMANY	GER	45	05:55:11	<b>65,707</b>	11,10 km/h
63	↗	+1	64	162	WERESZCZAK	Andrzej	POLAND	POL	45	05:55:15	<b>65,707</b>	11,10 km/h
64	↗	+25	89	199	MIKHIEIEV	Dmytro	UKRAINE	UKR	45	05:55:50	<b>65,707</b>	11,08 km/h
65	↗	+27	92	121	ROVERA	Paolo	ITALY	ITA	45	05:56:28	<b>65,707</b>	11,06 km/h
66	↗	+10	76	58	HANSEN	Kim	DENMARK	DEN	45	05:56:35	<b>65,707</b>	11,06 km/h
66	↗	+1	67	59	SØRENSEN	Kim Klitgaard	DENMARK	DEN	45	05:56:35	<b>65,707</b>	11,06 km/h
68			68	87	HOLYOAK	Steven	GREAT BRITAIN AND NORTHERN IRELAND	GBR	45	05:56:43	<b>65,707</b>	11,05 km/h
69	↘	-6	63	173	ROMAN	Radu	ROMANIA	ROU	45	05:56:57	<b>65,707</b>	11,04 km/h
70	↗	+7	77	56	HEREJT	Petr	CZECH REPUBLIC	CZE	45	05:58:08	<b>65,707</b>	11,01 km/h
71	↘	-2	69	89	MacDONALD	Grant	GREAT BRITAIN AND NORTHERN IRELAND	GBR	45	05:58:30	<b>65,707</b>	11,00 km/h
72	↗	+11	83	8	BRETZ	Kay	AUSTRALIA	AUS	45	05:58:37	<b>65,707</b>	10,99 km/h
73	↗	+22	95	73	RANTA	Kari	FINLAND	FIN	45	05:58:52	<b>65,707</b>	10,99 km/h
74	↗	+30	104	120	ROMANO	Stefano	ITALY	ITA	45	05:58:56	<b>65,707</b>	10,98 km/h

Pos.	Evol.	Increase	Prev. Pos.	Bib	Name	Surname	Team	Country	Laps	Last lap time	Total distance	Avg speed km/h
75	↗	+7	82	210	 LEWIS	Harvey	UNITED STATES OF AMERICA	USA	45	05:59:48	<b>65,707</b>	10,96 km/h
75	↗	+30	105	98	 WILSDORF	Stefan	GERMANY	GER	45	05:59:48	<b>65,707</b>	10,96 km/h
77	↘	-4	73	185	 STEENE	Johan	SWEDEN	SWE	44	05:51:29	<b>64,216</b>	10,96 km/h
78	↗	+1	79	180	 ŠULJA	Mihail	SERBIA	SRB	44	05:51:40	<b>64,216</b>	10,96 km/h
79	↗	+6	85	82	 GERARDIN	Raphael	FRANCE	FRA	44	05:51:50	<b>64,216</b>	10,95 km/h
80	↗	+4	84	72	 KUKKO	Jyrki	FINLAND	FIN	44	05:52:01	<b>64,216</b>	10,95 km/h
81	↘	-11	70	37	 ALMEIDA SANTOS	Gustavo Medeiros de	BRAZIL	BRA	44	05:52:15	<b>64,216</b>	10,94 km/h
82	↘	-8	74	62	 BATSBERG	Bruno	DENMARK	DEN	44	05:52:26	<b>64,216</b>	10,93 km/h
83	↘	-11	72	10	 HORSBURGH	Ewan	AUSTRALIA	AUS	44	05:52:44	<b>64,216</b>	10,92 km/h
84	↘	-20	64	178	 IVANOVIC	Boris	SLOVENIA	SLO	44	05:52:59	<b>64,216</b>	10,92 km/h
85	↗	+18	103	211	 SLABY	Steve	UNITED STATES OF AMERICA	USA	44	05:53:59	<b>64,216</b>	10,88 km/h
86			86	68	 SEEPÖLD	Rain	ESTONIA	EST	44	05:54:28	<b>64,216</b>	10,87 km/h
87	↘	-36	51	165	 OLIVEIRA	Joao	PORTUGAL	POR	44	05:54:34	<b>64,216</b>	10,87 km/h
88	↘	-30	58	107	 SHARMA	Sunil	INDIA	IND	44	05:55:13	<b>64,216</b>	10,85 km/h
89	↘	-14	75	161	 BRACZYK	Krzysztof	POLAND	POL	44	05:55:24	<b>64,216</b>	10,84 km/h
90	↘	-2	88	14	 REDFERN	Stephen	AUSTRALIA	AUS	44	05:55:33	<b>64,216</b>	10,84 km/h
91	↘	-31	60	114	 MULLINS	Padraig	IRELAND	IRL	44	05:56:46	<b>64,216</b>	10,80 km/h
92	↗	+20	112	122	 VERDUCCI	Luca	ITALY	ITA	44	05:56:54	<b>64,216</b>	10,80 km/h
93	↘	-3	90	112	 HOGAN	Aidan	IRELAND	IRL	44	05:58:09	<b>64,216</b>	10,76 km/h
94	↗	+13	107	215	 RODRIGUES	Vitor	PORTUGAL	POR	44	05:59:15	<b>64,216</b>	10,73 km/h
95	↘	-1	94	53	 KRAJČA	Rudolf	CZECH REPUBLIC	CZE	44	05:59:27	<b>64,216</b>	10,72 km/h
96	↗	+10	106	212	 COURY	Nick		USA	44	05:59:49	<b>64,216</b>	10,71 km/h
97	↗	+2	99	11	 LOVEDAY	Barry		AUS	43	05:51:46	<b>62,725</b>	10,70 km/h
98			98	156	 CORREA	Anibal	PARAGUAY	PAR	43	05:52:43	<b>62,725</b>	10,67 km/h
99	↗	+2	101	43	 MASTERS	Daniel	CANADA	CAN	43	05:53:21	<b>62,725</b>	10,65 km/h
100	↗	+11	111	67	 POLL	Cris	ESTONIA	EST	43	05:53:26	<b>62,725</b>	10,65 km/h
101	↘	-4	97	191	 HSUEH	Ping-Cheng	CHINESE TAIPEI	TPE	43	05:54:04	<b>62,725</b>	10,63 km/h
102	↘	-2	100	174	 MIKLIC	Mirko Bogomir	SLOVENIA	SLO	43	05:54:49	<b>62,725</b>	10,61 km/h
103	↗	+14	117	135	 VECVAGARIS	Matīss		LAT	43	05:54:56	<b>62,725</b>	10,60 km/h
104	↘	-11	93	48	 CABRAL	José Daniel	CAPE VERDE ISLANDS	CPV	43	05:55:29	<b>62,725</b>	10,59 km/h
105	↗	+16	121	209	 ARMSTRONG	Greg	UNITED STATES OF AMERICA	USA	43	05:56:00	<b>62,725</b>	10,57 km/h
106	↘	-35	71	184	 VÄLITALO	Dan	SWEDEN	SWE	43	05:56:19	<b>62,725</b>	10,56 km/h
107	↗	+7	114	35	 CRACCO JUNIOR	Urbano Dario	BRAZIL	BRA	43	05:56:23	<b>62,725</b>	10,56 km/h
108	↗	+5	113	75	 RONKAINEN	Tommi	FINLAND	FIN	43	05:56:48	<b>62,725</b>	10,55 km/h
109	↗	+13	122	94	 HÖSL	Patrick	GERMANY	GER	43	05:56:50	<b>62,725</b>	10,55 km/h
110	↘	-30	80	4	 BARNES	Pablo	ARGENTINA	ARG	43	05:57:02	<b>62,725</b>	10,54 km/h
111	↘	-15	96	41	 TABELEV	Oleg	CANADA	CAN	43	05:57:13	<b>62,725</b>	10,54 km/h
112	↘	-2	110	179	 GACIK	Saša	SERBIA	SRB	43	05:58:16	<b>62,725</b>	10,50 km/h
113	↗	+2	115	99	 MARIFOGLOU	Dimosthenis	GREECE	GRE	43	05:59:00	<b>62,725</b>	10,48 km/h
114	↘	-58	56	172	 ANTONARU	Daniel	ROMANIA	ROU	42	05:39:33	<b>61,234</b>	10,82 km/h
115	↗	+8	123	61	 JØRGENSEN	Klaus Pirker	DENMARK	DEN	42	05:51:13	<b>61,234</b>	10,46 km/h
116	↗	+9	125	74	 NIEMENMAA	Ville	FINLAND	FIN	42	05:51:30	<b>61,234</b>	10,45 km/h
117	↗	+11	128	13	 PEARSON	John		AUS	42	05:52:59	<b>61,234</b>	10,41 km/h
118	↗	+9	127	57	 FRIIS	Carsten	DENMARK	DEN	42	05:53:08	<b>61,234</b>	10,40 km/h
119	↘	-1	118	60	STEENBERG	Thomas	DENMARK	DEN	42	05:53:09	<b>61,234</b>	10,40 km/h
120	↘	-13	107	55	KOPEČNÝ	Dušan	CZECH REPUBLIC	CZE	42	05:53:29	<b>61,234</b>	10,39 km/h
121	↘	-5	116	154	BOTHA	Wayne	NEW ZEALAND	NZL	42	05:53:34	<b>61,234</b>	10,39 km/h
122	↗	+2	124	106	SAH	Binay Kumar	INDIA	IND	42	05:55:18	<b>61,234</b>	10,34 km/h
123	↘	-14	109	137	LITVINAVIČIUS	Saulius	LITHUANIA	LTU	42	05:55:23	<b>61,234</b>	10,34 km/h
124	↗	+12	136	142	ZARAGOZA	Marco	MEXICO	MEX	42	05:55:46	<b>61,234</b>	10,33 km/h
125	↗	+5	130	108	MOHANTY	Pranaya Pratap	INDIA	IND	42	05:57:12	<b>61,234</b>	10,29 km/h
126	↗	+8	134	190	LI	Wang-Chang	CHINESE TAIPEI	TPE	42	05:57:24	<b>61,234</b>	10,28 km/h
127	↘	-7	120	16	YOON	John	AUSTRALIA	AUS	42	05:58:51	<b>61,234</b>	10,24 km/h
128	↗	+13	141	134	VIETNIEKS	Mikelis	LATVIA	LAT	42	05:59:30	<b>61,234</b>	10,22 km/h
129	↗	+13	142	18	MICHALITZ	Andreas	AUSTRIA	AUT	42	05:59:46	<b>61,234</b>	10,21 km/h
130	↗	+9	139	186	KAO	Chih-Ming	CHINESE TAIPEI	TPE	42	05:59:58	<b>61,234</b>	10,21 km/h
131	↘	-50	81	104	BÜKI	Tivadar	HUNGARY	HUN	41	05:39:34	<b>59,743</b>	10,56 km/h
132	↗	+8	140	202	FERNÁNDEZ	Luis	URUGUAY	URU	41	05:49:07	<b>59,743</b>	10,27 km/h
133	↘	-7	126	32	CHARNASHEI	Yury	BELARUS	BLR	41	05:50:13	<b>59,743</b>	10,24 km/h
134	↘	-5	129	187	KANG	Ting-Jui	CHINESE TAIPEI	TPE	41	05:51:04	<b>59,743</b>	10,21 km/h
135	↗	+2	137	149	BINSBERGEN, VAN	Arjan	NETHERLANDS	NED	41	05:52:19	<b>59,743</b>	10,17 km/h
136	↘	-17	119	171	FARKAS	Răzvan	ROMANIA	ROU	41	05:54:15	<b>59,743</b>	10,12 km/h
137	↘	-6	131	189	CHOU	Chun-Hung	CHINESE TAIPEI	TPE	41	05:55:49	<b>59,743</b>	10,07 km/h
138	↘	-6	132	188	WANG	Tao-Yuan	CHINESE TAIPEI	TPE	41	05:56:53	<b>59,743</b>	10,04 km/h
139	↘	-4	135	155	McDOWALL	Andrew	NEW ZEALAND	NZL	41	05:57:13	<b>59,743</b>	10,03 km/h
140	↗	+10	150	21	GLASER	Domink	AUSTRIA	AUT	41	05:57:22	<b>59,743</b>	10,03 km/h
141	↗	+7	148	5	MONTES DE OCA	Cristian	ARGENTINA	ARG	41	05:57:40	<b>59,743</b>	10,02 km/h
142	↗	+9	151	111	KEITH	Eoin	IRELAND	IRL	41	05:59:10	<b>59,743</b>	9,98 km/h
143	↘	-10	133	167	CARDOSO DIAS	Daniel	PORTUGAL	POR	41	05:59:11	<b>59,743</b>	9,98 km/h
144	↗	+17	161	198	KRASNOV	Dmytro	UKRAINE	UKR	41	05:59:37	<b>59,743</b>	9,97 km/h
144	↗	+1	145	15	SYMONDS	Dan		AUS	41	05:59:37	<b>59,743</b>	9,97 km/h
146	↘	-3	143	175	KREJAC	Damjan	SLOVENIA	SLO	40	05:44:16	<b>58,252</b>	10,15 km/h
147	↘	-45	102	51	MAREK	Pavel	CZECH REPUBLIC	CZE	40	05:47:52	<b>58,252</b>	10,05 km/h
148	↘	-2	146	77	LÄGLAND	Jan	FINLAND	FIN	40	05:51:35	<b>58,252</b>	9,94 km/h

Pos.	Evol.	Increase	Prev. Pos.	Bib	Name	Surname	Team	Country	Laps	Last lap time	Total distance	Avg speed km/h
149	↘	-5	144	200	SHYPUNOV	Valerii	UKRAINE	UKR	40	05:52:49	<b>58,252</b>	9,91 km/h
150	↘	-12	138	139	VAZQUEZ	Eduardo	MEXICO	MEX	40	05:52:54	<b>58,252</b>	9,90 km/h
151	↗	+7	158	192	CHANG	Chung-Yi		TPE	40	05:53:10	<b>58,252</b>	9,90 km/h
152	↗	+10	162	25	PAVIC	Branislav	BOSNIA-HERZEGOVINA	BIH	40	05:53:28	<b>58,252</b>	9,89 km/h
153	↘	-1	152	24	JUNUZOVIC	Rasim	BOSNIA-HERZEGOVINA	BIH	40	05:53:37	<b>58,252</b>	9,88 km/h
154	↗	+10	164	113	GALLEN	Eddie	IRELAND	IRL	40	05:53:50	<b>58,252</b>	9,88 km/h
155	↘	-2	153	17	KLAMMER	Günter	AUSTRIA	AUT	40	05:54:14	<b>58,252</b>	9,87 km/h
156	↗	+6	162	23	ABDAKOVIC	Mirsad	BOSNIA-HERZEGOVINA	BIH	40	05:54:49	<b>58,252</b>	9,85 km/h
157	↗	+10	167	3	KIERDELEWICZ	Nicolas	ARGENTINA	ARG	40	05:55:25	<b>58,252</b>	9,83 km/h
158	↘	-3	155	141	GOMEZ	Rodrigo	MEXICO	MEX	40	05:55:54	<b>58,252</b>	9,82 km/h
159	↘	-10	149	177	MARKO	Femc	SLOVENIA	SLO	40	05:56:38	<b>58,252</b>	9,80 km/h
160			160	20	DIEPLINGER	Günter	AUSTRIA	AUT	40	05:56:54	<b>58,252</b>	9,79 km/h
161	↗	+13	174	7	BERTON	Pablo	ARGENTINA	ARG	40	05:57:26	<b>58,252</b>	9,78 km/h
162	↗	+10	172	30	LAPUTS	Andrei	BELARUS	BLR	39	05:50:37	<b>56,761</b>	9,71 km/h
163	↗	+3	166	194	LIN	Kun-Hsien		TPE	39	05:50:53	<b>56,761</b>	9,71 km/h
164	↗	+6	170	19	MAYER	Georg	AUSTRIA	AUT	39	05:52:17	<b>56,761</b>	9,67 km/h
165	↘	-6	159	131	PORMEISTERS	Uldis	LATVIA	LAT	39	05:54:31	<b>56,761</b>	9,61 km/h
166	↘	-9	157	145	MACDONELL	Brawny	MEXICO	MEX	39	05:54:51	<b>56,761</b>	9,60 km/h
167	↘	-13	154	127	LUCĀNS	Nikolajs		LAT	39	05:55:40	<b>56,761</b>	9,58 km/h
168	↘	-12	156	70	RÜÜTELMAA	Andrus	ESTONIA	EST	39	05:57:07	<b>56,761</b>	9,54 km/h
169	↘	-4	165	204	CAMEJO	Jonathan	URUGUAY	URU	39	05:58:22	<b>56,761</b>	9,50 km/h
170	↗	+1	171	130	BRAUNS	Didzis	LATVIA	LAT	39	05:59:30	<b>56,761</b>	9,47 km/h
171	↗	+6	177	109	JAIN	Kanan	INDIA	IND	38	05:47:05	<b>55,270</b>	9,55 km/h
172	↗	+7	179	34	VIEIRA	Flavio Fernandes	BRAZIL	BRA	38	05:50:48	<b>55,270</b>	9,45 km/h
173	↗	+14	187	100	MICHOPOULOS	Marios	GREECE	GRE	38	05:52:08	<b>55,270</b>	9,42 km/h
174	↗	+8	182	22	HARTL	Herbert	AUSTRIA	AUT	38	05:52:29	<b>55,270</b>	9,41 km/h
175	↗	+6	181	150	ZUIDEMA	Nitish (Peter)	NETHERLANDS	NED	38	05:53:48	<b>55,270</b>	9,37 km/h
176	↘	-29	147	129	CĀBULIS	Pēteris	LATVIA	LAT	38	05:54:09	<b>55,270</b>	9,36 km/h
177	↘	-9	168	193	LAI	Kao-Ynag		TPE	38	05:54:48	<b>55,270</b>	9,35 km/h
178	↘	-9	169	47	SILVA TAVARES	Orlando	CAPE VERDE ISLANDS	CPV	38	05:56:15	<b>55,270</b>	9,31 km/h
179	↗	+7	186	203	RIVERO	Hector	URUGUAY	URU	38	05:57:50	<b>55,270</b>	9,27 km/h
180	↘	-5	175	205	GUERRA	Ricardo	URUGUAY	URU	38	05:58:26	<b>55,270</b>	9,25 km/h
181	↘	-8	173	140	ROBLES	Octaviano		MEX	37	05:44:34	<b>53,779</b>	9,36 km/h
182	↗	+1	183	45	SEMEDO MOREIRA	Nataaniel de Jesus	CAPE VERDE ISLANDS	CPV	37	05:44:51	<b>53,779</b>	9,36 km/h
183	↘	-5	178	147	MIHOV	Trajche	NORTH MACEDONIA	MKD	37	05:46:27	<b>53,779</b>	9,31 km/h
184			184	197	KHRYSTENOK	Valerii	UKRAINE	UKR	37	05:50:44	<b>53,779</b>	9,20 km/h
185			185	157	PELOZO	Alejandro	PARAGUAY	PAR	37	05:51:35	<b>53,779</b>	9,18 km/h
186	↗	+2	188	195	BIALOBRZYESKYI	Andrii	UKRAINE	UKR	37	05:54:36	<b>53,779</b>	9,10 km/h
187	↘	-11	176	27	RAHOISHA	Piotr	BELARUS	BLR	37	05:55:09	<b>53,779</b>	9,09 km/h
188	↗	+1	189	196	HOTSULIAK	Serhii		UKR	37	05:55:37	<b>53,779</b>	9,07 km/h
189	↗	+1	190	69	VIRMA	Ragnar	ESTONIA	EST	36	05:56:50	<b>52,288</b>	8,79 km/h
190	↘	-10	180	71	VENNIKAS	Peeter	ESTONIA	EST	35	05:24:03	<b>50,797</b>	9,41 km/h
191			191	29	LAPUTS	Anatoli	BELARUS	BLR	35	05:50:37	<b>50,797</b>	8,69 km/h
192			192	28	ANATSKA	Leanid	BELARUS	BLR	35	05:53:42	<b>50,797</b>	8,62 km/h
193			193	26	BARIC	Zdravko	BOSNIA-HERZEGOVINA	BIH	35	05:58:05	<b>50,797</b>	8,51 km/h
194	↗	+1	195	153	HARRE	Graeme	NEW ZEALAND	NZL	35	05:59:08	<b>50,797</b>	8,49 km/h
195	↘	-1	194	31	DRAHUN	Barys	BELARUS	BLR	34	05:52:45	<b>49,306</b>	8,39 km/h
196			196	2	BERENGUER GRAE	Joan Antoni	ANDORRA	AND	34	05:57:08	<b>49,306</b>	8,28 km/h
197	↗	+4	201	143	MENESES	Mario	MEXICO	MEX	31	05:44:56	<b>44,833</b>	7,80 km/h
198	↘	-1	197	76	FORSELL	Marko	FINLAND	FIN	30	05:04:36	<b>43,342</b>	8,54 km/h
199	↗	+1	200	1	NEKMOUCHE	Mohamed	ALGERIA	ALG	30	05:38:26	<b>43,342</b>	7,68 km/h
200	↘	-2	198	148	DIMOV	Zoran	NORTH MACEDONIA	MKD	30	05:49:49	<b>43,342</b>	7,43 km/h
201	↘	-2	199	44	TOMAJKO	Stephen	CANADA	CAN	27	04:06:02	<b>38,869</b>	9,48 km/h
202			202	144	NOGALES	Edyy		MEX	27	05:39:05	<b>38,869</b>	6,88 km/h
203			203	40	GAUDET	Wayne	CANADA	CAN	23	05:57:14	<b>32,905</b>	5,53 km/h
204			204	36	VILARES	Cleber Castilhano	BRAZIL	BRA	18	02:33:35	<b>25,450</b>	9,94 km/h
205			205	169	IONIȚĂ	Florin Sebastian	ROMANIA	ROU	16	01:59:13	<b>22,468</b>	11,31 km/h