





































































































Pos.	Evol.	Increase	Prev. Pos.	Bib	Name	Surname	Team	Country	Laps	Last lap time	Total distance	Avg speed km/h
1			1	79	 CLAVERY	Erik	FRANCE	FRA	36	03:54:03	52,288	13,40 km/h
2	↗	+2	4	136	 SOROKIN	Aleksandr	LITHUANIA	LTU	35	03:56:15	50,797	12,90 km/h
3	↘	-1	2	33	 SOUSA	Luciano Alves	BRAZIL	BRA	35	03:57:18	50,797	12,84 km/h
4	↘	-1	3	138	 SKINULIS	Aurimas	LITHUANIA	LTU	35	03:57:19	50,797	12,84 km/h
5			5	124	 INOUE	Shingo	JAPAN	JPN	35	03:59:14	50,797	12,74 km/h
6			6	63	 PENALVA LOPEZ	Ivan	SPAIN	ESP	34	03:53:08	49,306	12,69 km/h
7			7	125	 NARAKI	Toshiro	JAPAN	JPN	34	03:57:56	49,306	12,43 km/h
8	↗	+1	9	128	 KUMPIŅŠ	Ainārs	LATVIA	LAT	34	03:58:34	49,306	12,40 km/h
9	↘	-1	8	66	 DELGADO GIL	Ruben	SPAIN	ESP	34	03:59:16	49,306	12,36 km/h
10	↗	+4	14	166	 GIL	Luis	PORTUGAL	POR	33	03:55:57	47,815	12,16 km/h
10	↗	+3	13	39	 ROULIER	Sebastien	CANADA	CAN	33	03:55:57	47,815	12,16 km/h
12	↗	+10	22	103	 BÓDIS	Tamás	HUNGARY	HUN	33	03:59:04	47,815	12,00 km/h
13	↗	+10	23	101	 CSÉCSEI	Zoltán	HUNGARY	HUN	33	03:59:15	47,815	11,99 km/h
13	↗	+3	16	6	 MORAN SALAS	Pedro	ARGENTINA	ARG	33	03:59:15	47,815	11,99 km/h
15	↘	-5	10	146	 DE LOS SANTOS	Oscar	MEXICO	MEX	33	03:59:44	47,815	11,97 km/h
16	↘	+2	18	126	 ABIKO	Ryo	JAPAN	JPN	32	03:52:23	46,324	11,96 km/h
16	↘	-5	11	170	 TRUȘCĂ	Daniel	ROMANIA	ROU	32	03:52:23	46,324	11,96 km/h
18			18	83	 RUEL	Stephane	FRANCE	FRA	32	03:52:30	46,324	11,95 km/h
19	↗	+36	55	49	 BRUNNER	Radek	CZECH REPUBLIC	CZE	32	03:52:58	46,324	11,93 km/h
20	↘	-8	12	172	 ANTONARU	Daniel	ROMANIA	ROU	32	03:53:40	46,324	11,89 km/h
21	↗	+5	26	207	 JACKSON	Jacob	UNITED STATES OF AMERICA	USA	32	03:53:47	46,324	11,89 km/h
22	↗	+2	24	102	 HALAMA	Levente	HUNGARY	HUN	32	03:53:56	46,324	11,88 km/h
23	↗	+10	33	160	 BASA	Przemyslaw	POLAND	POL	32	03:53:58	46,324	11,88 km/h
24	↗	+1	25	182	 VIEUX	Florian	SWITZERLAND	SUI	32	03:54:03	46,324	11,88 km/h
25	↗	+3	28	164	 KOT	Rafal	POLAND	POL	32	03:54:13	46,324	11,87 km/h
26	↗	+34	60	116	 BRAVI	Paolo	ITALY	ITA	32	03:54:17	46,324	11,86 km/h
27	↗	+45	72	65	 MATAIX GRACIA	Niguel	SPAIN	ESP	32	03:55:21	46,324	11,81 km/h
28	↘	-1	27	12	 MULLER	Kevin	AUSTRALIA	AUS	32	03:55:45	46,324	11,79 km/h
29	↘	-14	15	165	 OLIVEIRA	Joao	PORTUGAL	POR	32	03:55:51	46,324	11,78 km/h
30	↘	-13	17	38	 MOCHINACZ	Itacir	BRAZIL	BRA	32	03:55:56	46,324	11,78 km/h
31	↘	-10	21	133	 KALNIŅŠ	Ritvars	LATVIA	LAT	32	03:56:14	46,324	11,77 km/h
32			32	163	 MALYSZEK	Leszek	POLAND	POL	32	03:56:19	46,324	11,76 km/h
33	↘	-3	30	117	 CERONI	Matteo	ITALY	ITA	32	03:57:05	46,324	11,72 km/h
34	↗	+3	37	159	 PIOTROWSKI	Andrzej	POLAND	POL	32	03:57:07	46,324	11,72 km/h
35	↗	+1	36	9	 ECKFORD	Matthew	AUSTRALIA	AUS	32	03:57:14	46,324	11,72 km/h
36	↘	-7	29	132	 BONDARS	Aivars	LATVIA	LAT	32	03:57:30	46,324	11,70 km/h
37	↘	-17	20	4	 BARNES	Pablo	ARGENTINA	ARG	32	03:57:42	46,324	11,69 km/h
38	↘	-3	35	92	 STOCKS	Michael	GREAT BRITAIN AND NORTHERN IRELAND	GBR	32	03:58:05	46,324	11,67 km/h
39	↗	+2	41	91	 STEWART	James	GREAT BRITAIN AND NORTHERN IRELAND	GBR	32	03:59:09	46,324	11,62 km/h
40	↗	+1	41	88	 LAWSON	Daniel	GREAT BRITAIN AND NORTHERN IRELAND	GBR	32	03:59:10	46,324	11,62 km/h
41	↗	+2	43	201	 TKACHUK	Andrii	UKRAINE	UKR	32	03:59:21	46,324	11,61 km/h
42	↗	+3	45	119	 LEONELLI	Nicolas	ITALY	ITA	32	03:59:28	46,324	11,61 km/h
43	↘	-3	40	208	 RIOPEL	Rich	UNITED STATES OF AMERICA	USA	32	03:59:33	46,324	11,60 km/h
44	↘	-5	39	80	 COSTA	Valentin	FRANCE	FRA	32	03:59:50	46,324	11,59 km/h
45	↗	+34	79	158	RADZIKOWSKI	Andrzej	POLAND	POL	31	03:52:14	44,833	11,58 km/h
46	↗	+1	47	90	MASKELL	Paul	GREAT BRITAIN AND NORTHERN IRELAND	GBR	31	03:52:38	44,833	11,56 km/h
47	↗	+2	49	54	VELIČKA	Ondřej	CZECH REPUBLIC	CZE	31	03:53:05	44,833	11,54 km/h
48	↘	-4	44	151	NORUM	Jo Inge	NORWAY	NOR	31	03:53:17	44,833	11,53 km/h
49	↘	-3	46	81	DILMI	Ludovic	FRANCE	FRA	31	03:53:23	44,833	11,53 km/h
50	↘	-2	48	183	MACAJ	Ivan	SLOVAK REPUBLIC	SVK	31	03:53:31	44,833	11,52 km/h
51	↗	+3	54	176	SRNEC	Uros	SLOVENIA	SLO	31	03:53:41	44,833	11,51 km/h
52	↗	+4	56	206	LEBLOND	Olivier	UNITED STATES OF AMERICA	USA	31	03:54:00	44,833	11,50 km/h
53	↘	-19	34	114	MULLINS	Padraig	IRELAND	IRL	31	03:54:12	44,833	11,49 km/h
54	↗	+8	62	118	GRASSI	Matteo	ITALY	ITA	31	03:54:57	44,833	11,45 km/h
55	↘	-24	31	64	DE LAS HERAS MOYA	Nicolas	SPAIN	ESP	31	03:56:37	44,833	11,37 km/h
56	↗	+10	66	123	TAKAHASHI	Nobuyuki	JAPAN	JPN	31	03:56:38	44,833	11,37 km/h
57	↗	+8	65	180	ŠULJA	Mihail	SERBIA	SRB	31	03:56:39	44,833	11,37 km/h
58	↘	-1	57	107	SHARMA	Sunil	INDIA	IND	31	03:57:08	44,833	11,34 km/h
59	↗	+8	67	97	WEBER	Felix	GERMANY	GER	31	03:57:32	44,833	11,32 km/h
60	↗	+8	68	181	WINGS	Samuel	SWITZERLAND	SUI	31	03:57:35	44,833	11,32 km/h
61	↘	-9	52	104	BÜKI	Tivadar	HUNGARY	HUN	31	03:57:41	44,833	11,32 km/h
62	↘	-24	38	48	CABRAL	José Daniel	CAPE VERDE ISLANDS	CPV	31	03:57:55	44,833	11,31 km/h
63	↘	-5	58	178	IVANOVIC	Boris	SLOVENIA	SLO	31	03:58:03	44,833	11,30 km/h
64	↗	+6	70	184	VÁLITALO	Dan	SWEDEN	SWE	31	03:58:18	44,833	11,29 km/h
65	↗	+4	69	84	RUIZ	Patrick	FRANCE	FRA	31	03:58:54	44,833	11,26 km/h
66	↘	-17	49	51	MAREK	Pavel	CZECH REPUBLIC	CZE	31	03:58:55	44,833	11,26 km/h
66	↗	+15	81	115	O'SHEA	Alex	IRELAND	IRL	31	03:58:55	44,833	11,26 km/h
68	↗	+12	80	161	BRACZYK	Krzysztof	POLAND	POL	31	03:59:58	44,833	11,21 km/h
69	↗	+28	97	42	PENNY	Blaine	CANADA	CAN	31	04:00:00	44,833	11,21 km/h
70	↗	+4	74	58	HANSEN	Kim	DENMARK	DEN	30	03:51:44	43,342	11,22 km/h
71	↗	+6	77	37	ALMEIDA SANTOS	Gustavo Medeiros de	BRAZIL	BRA	30	03:52:44	43,342	11,17 km/h
71	↗	+19	90	95	LEUZE	Marcel	GERMANY	GER	30	03:52:44	43,342	11,17 km/h
71	↗	+11	82	173	ROMAN	Radu	ROMANIA	ROU	30	03:52:44	43,342	11,17 km/h
74	↘	-21	53	171	FARKAS	Răzvan	ROMANIA	ROU	30	03:52:49	43,342	11,17 km/h

Pos.	Evol.	Increase	Prev. Pos.	Bib	Name	Surname	Team	Country	Laps	Last lap time	Total distance	Avg speed km/h
75	↘	-13	62	156	CORREA	Anibal	PARAGUAY	PAR	30	03:53:14	43,342	11,15 km/h
76	↗	+8	84	185	STEENE	Johan	SWEDEN	SWE	30	03:53:17	43,342	11,15 km/h
77	↗	+9	86	10	HORSBURGH	Ewan	AUSTRALIA	AUS	30	03:53:18	43,342	11,15 km/h
78	↗	+13	91	162	WERESZCZAK	Andrzej	POLAND	POL	30	03:53:22	43,342	11,14 km/h
79	↘	-1	78	62	BATSBERG	Bruno	DENMARK	DEN	30	03:53:29	43,342	11,14 km/h
80	↗	+15	95	96	LUX	Christoph	GERMANY	GER	30	03:53:57	43,342	11,12 km/h
81	↗	+2	83	210	LEWIS	Harvey	UNITED STATES OF AMERICA	USA	30	03:54:01	43,342	11,11 km/h
82	↗	+5	87	87	HOLYOAK	Steven	GREAT BRITAIN AND NORTHERN IRELAND	GBR	30	03:54:04	43,342	11,11 km/h
82	↗	+10	92	89	MacDONALD	Grant	GREAT BRITAIN AND NORTHERN IRELAND	GBR	30	03:54:04	43,342	11,11 km/h
84	↗	+5	89	72	KUKKO	Jyrki	FINLAND	FIN	30	03:54:08	43,342	11,11 km/h
85	↘	-12	73	137	LITVINAVIČIUS	Saulius	LITHUANIA	LTU	30	03:54:14	43,342	11,10 km/h
86	↗	+9	95	59	SØRENSEN	Kim Klitgaard	DENMARK	DEN	30	03:54:32	43,342	11,09 km/h
87	↘	-2	85	68	SEEPÖLD	Rain	ESTONIA	EST	30	03:55:04	43,342	11,06 km/h
88	↘	-17	71	199	MIKHIEIEV	Dmytro	UKRAINE	UKR	30	03:55:09	43,342	11,06 km/h
89	↗	+48	137	55	KOPEČNÝ	Dušan	CZECH REPUBLIC	CZE	30	03:55:15	43,342	11,05 km/h
90	↗	+13	103	56	HEREJT	Petr	CZECH REPUBLIC	CZE	30	03:55:16	43,342	11,05 km/h
91	↗	+2	93	8	BRETZ	Kay	AUSTRALIA	AUS	30	03:55:29	43,342	11,04 km/h
91	↘	-16	75	41	TABELEV	Oleg	CANADA	CAN	30	03:55:29	43,342	11,04 km/h
93	↗	+7	100	112	HOGAN	Aidan	IRELAND	IRL	30	03:55:31	43,342	11,04 km/h
94	↗	+7	101	82	GERARDIN	Raphael	FRANCE	FRA	30	03:55:37	43,342	11,04 km/h
95	↘	-31	64	50	IHORČICKA	Jiří	CZECH REPUBLIC	CZE	30	03:56:05	43,342	11,02 km/h
96	↗	+6	102	155	McDOWALL	Andrew	NEW ZEALAND	NZL	30	03:56:06	43,342	11,01 km/h
97	↗	+9	106	105	NARAYANA	Ullas	INDIA	IND	30	03:57:08	43,342	10,97 km/h
98	↘	-22	76	174	MIKLIC	Mirko Bogomir	SLOVENIA	SLO	30	03:58:02	43,342	10,93 km/h
99	↗	+25	124	14	REDFERN	Stephen	AUSTRALIA	AUS	30	03:58:40	43,342	10,90 km/h
100	↗	+17	117	53	KRAJČA	Rudolf	CZECH REPUBLIC	CZE	30	03:58:44	43,342	10,89 km/h
101	↗	+3	104	43	MASTERS	Daniel	CANADA	CAN	30	03:59:08	43,342	10,87 km/h
102	↘	-8	94	106	SAH	Binay Kumar	INDIA	IND	30	03:59:15	43,342	10,87 km/h
103	↗	+15	118	11	LOVEDAY	Barry	AUS	AUS	30	03:59:35	43,342	10,85 km/h
104	↗	+19	123	154	BOTHA	Wayne	NEW ZEALAND	NZL	30	03:59:41	43,342	10,85 km/h
105	↗	+25	130	152	KRONEN TARANGEN	Bjorn Tore	NORWAY	NOR	30	03:59:53	43,342	10,84 km/h
106	↗	+1	107	73	RANTA	Kari	FINLAND	FIN	30	03:59:55	43,342	10,84 km/h
107	↘	-56	51	129	CĀBULIS	Pēteris	LATVIA	LAT	29	03:42:35	41,851	11,28 km/h
108	↘	-11	97	188	WANG	Tao-Yuan	CHINESE TAIPEI	TPE	29	03:51:13	41,851	10,86 km/h
109	↗	+3	112	121	ROVERA	Paolo	ITALY	ITA	29	03:52:29	41,851	10,80 km/h
110	↗	+12	122	99	MARIFOGLU	Dimosthenis	GREECE	GRE	29	03:52:32	41,851	10,80 km/h
111	↘	-12	99	167	CARDOSO DIAS	Daniel	PORTUGAL	POR	29	03:52:46	41,851	10,79 km/h
112	↗	+7	119	179	GACIK	Saša	SERBIA	SRB	29	03:52:53	41,851	10,78 km/h
113	↗	+3	116	108	MOHANTY	Pranaya Pratap	INDIA	IND	29	03:53:06	41,851	10,77 km/h
114	↗	+37	151	35	CRACCO JUNIOR	Urbano Dario	BRAZIL	BRA	29	03:53:15	41,851	10,77 km/h
115	↘	-7	108	215	RODRIGUES	Vitor	PORTUGAL	POR	29	03:53:18	41,851	10,76 km/h
116	↗	+4	120	16	YOON	John	AUSTRALIA	AUS	29	03:53:23	41,851	10,76 km/h
117	↗	+10	127	67	POLL	Cris	ESTONIA	EST	29	03:54:00	41,851	10,73 km/h
118	↗	+3	121	75	RONKAINEN	Tomi	FINLAND	FIN	29	03:54:03	41,851	10,73 km/h
118	↘	-9	109	122	VERDUCCI	Luca	ITALY	ITA	29	03:54:03	41,851	10,73 km/h
120	↘	-10	110	211	SLABY	Steve	UNITED STATES OF AMERICA	USA	29	03:54:23	41,851	10,71 km/h
121	↗	+11	132	212	COURY	Nick	USA	USA	29	03:54:35	41,851	10,70 km/h
122	↗	+11	133	60	STEENBERG	Thomas	DENMARK	DEN	29	03:54:45	41,851	10,70 km/h
123	↗	+17	140	98	WILSDORF	Stefan	GERMANY	GER	29	03:55:03	41,851	10,68 km/h
124	↗	+2	126	189	CHOU	Chun-Hung	CHINESE TAIPEI	TPE	29	03:55:33	41,851	10,66 km/h
125	↘	-12	113	120	ROMANO	Stefano	ITA	ITA	29	03:55:55	41,851	10,64 km/h
126	↗	+8	134	74	NIEMENMAA	Ville	FINLAND	FIN	29	03:56:02	41,851	10,64 km/h
127	↘	-22	105	203	RIVERO	Hector	URUGUAY	URU	29	03:56:05	41,851	10,64 km/h
127	↗	+40	167	135	VECVAGARIS	Matīss	LATVIA	LAT	29	03:56:05	41,851	10,64 km/h
127	↘	-68	59	134	VIETNIEKS	Mikelis	LATVIA	LAT	29	03:56:05	41,851	10,64 km/h
130	↘	-42	88	32	CHARNASHEI	Yury	BELARUS	BLR	29	03:56:09	41,851	10,63 km/h
131			131	13	PEARSON	John	AUS	AUS	29	03:56:14	41,851	10,63 km/h
132	↘	-7	125	149	BINSBERGEN, VAN	Arjan	NETHERLANDS	NED	29	03:56:32	41,851	10,62 km/h
133	↗	+3	136	187	KANG	Ting-Jui	CHINESE TAIPEI	TPE	29	03:56:38	41,851	10,61 km/h
134	↗	+1	135	139	VAZQUEZ	Eduardo	MEXICO	MEX	29	03:57:16	41,851	10,58 km/h
135	↘	-20	115	77	LÅGLAND	Jan	FINLAND	FIN	29	03:57:46	41,851	10,56 km/h
136	↘	-25	111	191	HSUEH	Ping-Cheng	CHINESE TAIPEI	TPE	29	03:57:54	41,851	10,56 km/h
137	↗	+11	148	94	HÖSL	Patrick	GERMANY	GER	29	03:58:04	41,851	10,55 km/h
138	↗	+3	141	209	ARMSTRONG	Greg	UNITED STATES OF AMERICA	USA	29	03:58:18	41,851	10,54 km/h
139	↗	+9	148	61	JØRGENSEN	Klaus Pirker	DENMARK	DEN	29	03:58:30	41,851	10,53 km/h
140	↗	+10	150	57	FRIIS	Carsten	DENMARK	DEN	29	03:58:47	41,851	10,52 km/h
141	↗	+1	142	190	LI	Wang-Chang	CHINESE TAIPEI	TPE	29	03:59:27	41,851	10,49 km/h
142			142	186	KAO	Chih-Ming	CHINESE TAIPEI	TPE	29	03:59:28	41,851	10,49 km/h
143	↘	-5	138	200	SHYPUNOV	Valerii	UKRAINE	UKR	29	03:59:32	41,851	10,48 km/h
144	↘	-83	61	145	MACDONELL	Brawny	MEXICO	MEX	29	03:59:45	41,851	10,47 km/h
145	↘	-17	128	131	PORMEISTERS	Uldis	LATVIA	LAT	28	03:50:10	40,360	10,52 km/h
146	↘	-2	144	142	ZARAGOZA	Marco	MEXICO	MEX	28	03:51:26	40,360	10,46 km/h
147	↘	-18	129	204	CAMEJO	Jonathan	URUGUAY	URU	28	03:52:40	40,360	10,41 km/h
148	↗	+5	153	70	RÜÜTELMAA	Andrus	ESTONIA	EST	28	03:52:49	40,360	10,40 km/h

Pos.	Evol.	Increase	Prev. Pos.	Bib	Name	Surname	Team	Country	Laps	Last lap time	Total distance	Avg speed km/h
149	↘	-3	146	15	 SYMONDS	Dan		AUS	28	03:53:09	40,360	10,39 km/h
150	↗	+11	161	175	 KREJAC	Damjan	SLOVENIA	SLO	28	03:54:43	40,360	10,32 km/h
151	↘	-4	147	127	 LUCĀNS	Nikolajs		LAT	28	03:55:10	40,360	10,30 km/h
152	↗	+6	158	18	 MICHALITZ	Andreas	AUSTRIA	AUT	28	03:55:41	40,360	10,27 km/h
153	↗	+7	160	202	 FERNÁNDEZ	Luis	URUGUAY	URU	28	03:56:18	40,360	10,25 km/h
154	↘	-40	114	47	 SILVA TAVARES	Orlando	CAPE VERDE ISLANDS	CPV	28	03:56:56	40,360	10,22 km/h
155	↘	-16	139	141	 GOMEZ	Rodrigo	MEXICO	MEX	28	03:57:04	40,360	10,21 km/h
156			156	193	 LAI	Kao-Ynag		TPE	28	03:57:40	40,360	10,19 km/h
157	↗	+5	162	5	 MONTES DE OCA	Cristian	ARGENTINA	ARG	28	03:57:45	40,360	10,19 km/h
158	↘	-14	144	140	 ROBLES	Octaviano		MEX	28	03:57:52	40,360	10,18 km/h
159	↘	-3	156	177	 MARKO	Femc	SLOVENIA	SLO	28	03:58:02	40,360	10,17 km/h
160	↘	-8	152	192	 CHANG	Chung-Yi		TPE	28	03:59:27	40,360	10,11 km/h
161	↗	+5	166	24	 JUNUZOVIC	Rasim	BOSNIA-HERZEGOVINA	BIH	28	03:59:51	40,360	10,10 km/h
162	↗	+11	173	34	 VIEIRA	Flavio Fernandes	BRAZIL	BRA	28	03:59:55	40,360	10,09 km/h
163	↗	+2	165	23	 ABDAKOVIC	Mirsad	BOSNIA-HERZEGOVINA	BIH	28	04:00:00	40,360	10,09 km/h
164	↗	+5	169	17	 KLAMMER	Günter	AUSTRIA	AUT	27	03:51:16	38,869	10,08 km/h
165	↗	+9	174	111	 KEITH	Eoin	IRELAND	IRL	27	03:52:02	38,869	10,05 km/h
166	↗	+14	180	100	 MICHPOULOS	Marios	GREECE	GRE	27	03:52:11	38,869	10,04 km/h
167	↗	+3	170	20	 DIEPLINGER	Günter	AUSTRIA	AUT	27	03:52:19	38,869	10,04 km/h
168	↗	+21	189	21	 GLASER	Dominik	AUSTRIA	AUT	27	03:52:25	38,869	10,03 km/h
169	↘	-5	164	113	 GALLEN	Eddie	IRELAND	IRL	27	03:52:30	38,869	10,03 km/h
170	↘	-3	167	130	 BRAUNS	Didzis	LATVIA	LAT	27	03:53:20	38,869	9,99 km/h
171	↘	-12	159	147	 MIHOV	Trajche	NORTH MACEDONIA	MKD	27	03:53:44	38,869	9,98 km/h
172	↘	-17	155	194	 LIN	Kun-Hsien		TPE	27	03:54:45	38,869	9,93 km/h
173	↗	+6	179	30	 LAPUTS	Andrei	BELARUS	BLR	27	03:55:09	38,869	9,92 km/h
174	↗	+2	176	205	 GUERRA	Ricardo	URUGUAY	URU	27	03:55:53	38,869	9,89 km/h
175	↗	+2	177	3	 KIERDELEWICZ	Nicolas	ARGENTINA	ARG	27	03:56:09	38,869	9,88 km/h
175	↘	-4	171	27	 RAHOISHA	Piotr	BELARUS	BLR	27	03:56:09	38,869	9,88 km/h
177	↗	+4	181	25	 PAVIC	Branislav	BOSNIA-HERZEGOVINA	BIH	27	03:56:17	38,869	9,87 km/h
178	↗	+5	183	71	 VENNIKAS	Peeter	ESTONIA	EST	27	03:57:35	38,869	9,82 km/h
179	↗	+11	190	198	 KRASNOV	Dmytro	UKRAINE	UKR	27	03:59:33	38,869	9,74 km/h
180	↗	+2	182	19	 MAYER	Georg	AUSTRIA	AUT	27	03:59:51	38,869	9,72 km/h
181	↘	-19	162	7	 BERTON	Pablo	ARGENTINA	ARG	26	03:46:35	37,378	9,90 km/h
182	↘	-28	154	28	 ANATSKA	Leanid	BELARUS	BLR	26	03:48:58	37,378	9,79 km/h
183	↘	-8	175	109	 JAIN	Kanan	INDIA	IND	26	03:53:51	37,378	9,59 km/h
184	↗	+3	187	157	 PELOZO	Alejandro	PARAGUAY	PAR	26	03:54:04	37,378	9,58 km/h
185			185	44	 TOMAJKO	Stephen	CANADA	CAN	26	03:54:59	37,378	9,54 km/h
186	↘	-2	184	150	 ZUIDEMA	Nitish (Peter)	NETHERLANDS	NED	26	03:55:39	37,378	9,52 km/h
187	↘	-15	172	45	 SEMEDO MOREIRA	Nataniel de Jesus	CAPE VERDE ISLANDS	CPV	26	03:55:51	37,378	9,51 km/h
188	↗	+5	193	197	 KHRYSTENOK	Valerii	UKRAINE	UKR	26	03:58:13	37,378	9,41 km/h
189	↗	+5	194	22	 HARTL	Herbert	AUSTRIA	AUT	26	03:58:20	37,378	9,41 km/h
190	↘	-4	186	69	 VIRMA	Ragnar	ESTONIA	EST	25	03:46:05	35,887	9,52 km/h
191	↗	+4	195	195	 BIALOBRZYESKYI	Andrii	UKRAINE	UKR	25	03:51:50	35,887	9,29 km/h
192			192	196	 HOTSULIAK	Serhii		UKR	25	03:52:07	35,887	9,28 km/h
193	↘	-15	178	26	 BARIC	Zdravko	BOSNIA-HERZEGOVINA	BIH	25	03:53:07	35,887	9,24 km/h
194	↘	-6	188	29	 LAPUTS	Anatoli	BELARUS	BLR	25	03:55:10	35,887	9,16 km/h
195	↘	-4	191	2	 BERENQUER GRAE	Joan Antoni	ANDORRA	AND	25	03:57:49	35,887	9,05 km/h
196			196	148	 DIMOV	Zoran	NORTH MACEDONIA	MKD	25	03:59:14	35,887	9,00 km/h
197	↗	+1	198	153	 HARRE	Graeme	NEW ZEALAND	NZL	25	03:59:41	35,887	8,98 km/h
198	↘	-1	197	31	 DRAHUN	Barys	BELARUS	BLR	24	03:50:22	34,396	8,96 km/h
199			199	76	 FORSELL	Marko	FINLAND	FIN	24	03:53:17	34,396	8,85 km/h
200	↗	+1	201	1	 NEKMOUCHE	Mohamed	ALGERIA	ALG	22	03:48:28	31,414	8,25 km/h
201	↗	+1	202	143	 MENESES	Mario	MEXICO	MEX	22	03:49:24	31,414	8,22 km/h
202	↗	+1	203	144	 NOGALES	Edyy		MEX	21	03:48:52	29,923	7,84 km/h
203	↗	+2	205	40	 GAUDET	Wayne	CANADA	CAN	19	03:43:58	26,941	7,22 km/h
204	↘	-4	200	36	 VILARES	Cleber Castilhana	BRAZIL	BRA	18	02:33:35	25,450	9,94 km/h
205	↘	-1	204	169	 IONIȚĂ	Florin Sebastian	ROMANIA	ROU	16	01:59:13	22,468	11,31 km/h