























Pos.	Evol.	Increase	Prev. Pos.	Bib	Name	Surname	Team	Country	Laps	Last lap time	Total distance	Avg speed km/h
1			1	79	CLAVERY	Erik	FRANCE	FRA	28	02:59:15	40,360	13,51 km/h
2			2	33	SOUSA	Luciano Alves	BRAZIL	BRA	27	02:56:51	38,869	13,19 km/h
3			3	138	SKINULIS	Aurimas	LITHUANIA	LTU	27	02:59:58	38,869	12,96 km/h
4			4	136	SOROKIN	Aleksandr	LITHUANIA	LTU	26	02:53:09	37,378	12,95 km/h
5			5	124	INOUE	Shingo	JAPAN	JPN	26	02:54:07	37,378	12,88 km/h
6	↗	+1	7	63	PENALVA LOPEZ	Ivan	SPAIN	ESP	26	02:56:39	37,378	12,70 km/h
7	↗	+3	10	125	NARAKI	Toshiro	JAPAN	JPN	26	02:57:38	37,378	12,63 km/h
8	↗	+1	9	66	DELGADO GIL	Ruben	SPAIN	ESP	26	02:59:23	37,378	12,50 km/h
9	↗	+3	12	128	KUMPIŅŠ	Ainārs	LATVIA	LAT	25	02:52:49	35,887	12,46 km/h
10	↘	-4	6	146	DE LOS SANTOS	Oscar	MEXICO	MEX	25	02:53:15	35,887	12,43 km/h
11			11	170	TRUȘCĂ	Daniel	ROMANIA	ROU	25	02:55:19	35,887	12,28 km/h
12	↗	+1	13	172	ANTONARU	Daniel	ROMANIA	ROU	25	02:55:45	35,887	12,25 km/h
13	↗	+4	17	39	ROULIER	Sebastien	CANADA	CAN	25	02:56:29	35,887	12,20 km/h
14	↗	+1	15	166	GIL	Luis	PORTUGAL	POR	25	02:56:36	35,887	12,19 km/h
15			15	165	OLIVEIRA	Joao	PORTUGAL	POR	25	02:56:47	35,887	12,18 km/h
16	↗	+2	18	6	MORAN SALAS	Pedro	ARGENTINA	ARG	25	02:57:27	35,887	12,13 km/h
17	↗	+3	20	38	MOCHINACZ	Itacir	BRAZIL	BRA	25	02:59:37	35,887	11,99 km/h
18	↗	+5	23	126	ABIKO	Ryo	JAPAN	JPN	25	02:59:43	35,887	11,98 km/h
18	↗	+3	21	83	RUEL	Stephane	FRANCE	FRA	25	02:59:43	35,887	11,98 km/h
20	↘	-1	19	4	BARNES	Pablo	ARGENTINA	ARG	25	02:59:47	35,887	11,98 km/h
21	↘	-7	14	133	KALNIŅŠ	Ritvars	LATVIA	LAT	24	02:47:17	34,396	12,34 km/h
22	↗	+3	25	103	BÓDIS	Tamás	HUNGARY	HUN	24	02:52:28	34,396	11,97 km/h
23	↗	+6	29	101	CSECSEI	Zoltán	HUNGARY	HUN	24	02:52:53	34,396	11,94 km/h
24	↗	+4	28	102	HALAMA	Levente	HUNGARY	HUN	24	02:53:03	34,396	11,93 km/h
25	↘	-3	22	182	VIEUX	Florian	SWITZERLAND	SUI	24	02:53:04	34,396	11,92 km/h
26	↗	+6	32	207	JACKSON	Jacob	UNITED STATES OF AMERICA	USA	24	02:53:10	34,396	11,92 km/h
27	↘	-3	24	12	MULLER	Kevin	AUSTRALIA	AUS	24	02:54:03	34,396	11,86 km/h
28	↗	+11	39	164	KOT	Rafal		POL	24	02:54:05	34,396	11,86 km/h
29	↗	+6	35	132	BONDARS	Aivars		LAT	24	02:54:45	34,396	11,81 km/h
30	↗	+7	37	117	CERONI	Matteo	ITALY	ITA	24	02:54:48	34,396	11,81 km/h
31	↗	+7	38	64	DE LAS HERAS MO	Nicolas	SPAIN	ESP	24	02:55:14	34,396	11,78 km/h
32	↗	+9	41	163	MALYSZEK	Leszek	POLAND	POL	24	02:55:15	34,396	11,78 km/h
33	↗	+25	58	160	BASA	Przemyslaw	POLAND	POL	24	02:55:19	34,396	11,77 km/h
34	↗	+12	46	114	MULLINS	Pdraig	IRELAND	IRL	24	02:55:20	34,396	11,77 km/h
35	↘	-2	33	92	STOCKS	Michael	GREAT BRITAIN AND NORTHERN IRELAND	GBR	24	02:55:52	34,396	11,73 km/h
36	↗	+8	44	9	ECKFORD	Matthew	AUSTRALIA	AUS	24	02:55:59	34,396	11,73 km/h
37	↗	+21	58	159	PIOTROWSKI	Andrzej	POLAND	POL	24	02:57:00	34,396	11,66 km/h
38	↗	+2	40	48	CABRAL	José Daniel	CAPE VERDE ISLANDS	CPV	24	02:57:17	34,396	11,64 km/h
39	↗	+10	49	80	COSTA	Valentin	FRANCE	FRA	24	02:57:30	34,396	11,63 km/h
40	↗	+15	55	208	RIOPEL	Rich	UNITED STATES OF AMERICA	USA	24	02:57:36	34,396	11,62 km/h
41	↗	+9	50	88	LAWSON	Daniel	GREAT BRITAIN AND NORTHERN IRELAND	GBR	24	02:57:45	34,396	11,61 km/h
41	↗	+12	53	91	STEWART	James	GREAT BRITAIN AND NORTHERN IRELAND	GBR	24	02:57:45	34,396	11,61 km/h
43	↗	+8	51	201	TKACHUK	Andrii	UKRAINE	UKR	24	02:57:46	34,396	11,61 km/h
44	↗	+23	67	151	NORUM	Jo Inge	NORWAY	NOR	24	02:58:02	34,396	11,59 km/h
45	↗	+8	53	119	LEONELLI	Nicolas	ITALY	ITA	24	02:58:04	34,396	11,59 km/h
46	↘	-4	42	81	DILMI	Ludovic	FRANCE	FRA	24	02:58:15	34,396	11,58 km/h
47	↗	+15	62	90	MASKELL	Paul	GREAT BRITAIN AND NORTHERN IRELAND	GBR	24	02:58:38	34,396	11,55 km/h
48	↗	+9	57	183	MACAJ	Ivan	SLOVAK REPUBLIC	SVK	24	02:58:53	34,396	11,54 km/h
49	↘	-1	48	51	MAREK	Pavel	CZECH REPUBLIC	CZE	24	02:58:57	34,396	11,53 km/h
49	↗	+11	60	54	VELIČKA	Ondřej	CZECH REPUBLIC	CZE	24	02:58:57	34,396	11,53 km/h
51	↗	+12	63	129	CĀBULIS	Pēteris	LATVIA	LAT	24	02:59:03	34,396	11,53 km/h
52	↘	-8	44	104	BÜKI	Tivadar	HUNGARY	HUN	24	02:59:07	34,396	11,52 km/h
53	↘	-2	51	171	IFARKAS	Rázvan	ROMANIA	ROU	24	02:59:18	34,396	11,51 km/h
54	↗	+2	56	176	SRNEC	Uros	SLOVENIA	SLO	24	02:59:22	34,396	11,51 km/h
55	↘	-28	27	49	BRUNNER	Radek	CZECH REPUBLIC	CZE	24	02:59:24	34,396	11,50 km/h
56	↗	+9	65	206	LEBLOND	Olivier	UNITED STATES OF AMERICA	USA	24	02:59:38	34,396	11,49 km/h
57	↘	-23	34	107	SHARMA	Sunil	INDIA	IND	24	02:59:47	34,396	11,48 km/h
58	↘	-11	47	178	IVANOVIC	Boris	SLOVENIA	SLO	24	02:59:50	34,396	11,48 km/h
59	↘	-28	31	134	VIETNIEKS	Mikēlis	LATVIA	LAT	23	02:45:52	32,905	11,90 km/h
60	↘	-24	36	116	BRAVI	Paolo	ITALY	ITA	23	02:46:37	32,905	11,85 km/h
61	↘	-53	8	145	MACDONELL	Brawny	MEXICO	MEX	23	02:50:43	32,905	11,56 km/h
62	↘	-1	61	156	CORREA	Anibal	PARAGUAY	PAR	23	02:52:17	32,905	11,46 km/h
62	↗	+10	72	118	GRASSI	Matteo	ITALY	ITA	23	02:52:17	32,905	11,46 km/h
64	↗	+2	66	50	HORČIČKA	Jiří	CZECH REPUBLIC	CZE	23	02:52:37	32,905	11,44 km/h
65	↗	+2	67	180	ŠULJA	Mihail	SERBIA	SRB	23	02:52:49	32,905	11,42 km/h
66	↗	+16	82	123	TAKAHASHI	Nobuyuki	JAPAN	JPN	23	02:53:45	32,905	11,36 km/h
67	↗	+9	76	97	WEBER	Felix	GERMANY	GER	23	02:54:08	32,905	11,34 km/h
68	↗	+9	77	181	WINGS	Samuel	SWITZERLAND	SUI	23	02:54:09	32,905	11,34 km/h
69	↗	+6	75	84	RUIZ	Patrick	FRANCE	FRA	23	02:54:11	32,905	11,33 km/h
70	↗	+18	88	184	VÄLITALO	Dan	SWEDEN	SWE	23	02:54:13	32,905	11,33 km/h
71	↘	-46	25	199	MIKHIEIEV	Dmytro	UKRAINE	UKR	23	02:54:29	32,905	11,32 km/h
72	↘	-42	30	65	MATAIX GRACIA	Niguel	SPAIN	ESP	23	02:54:47	32,905	11,30 km/h
73	↘	-9	64	137	LITVINAVIČIUS	Saulius	LITHUANIA	LTU	23	02:55:16	32,905	11,26 km/h
74	↗	+11	85	58	HANSEN	Kim	DENMARK	DEN	23	02:55:27	32,905	11,25 km/h

Pos.	Evol.	Increase	Prev. Pos.	Bib		Name	Surname	Team	Country	Laps	Last lap time	Total distance	Avg speed km/h
75	↗	+17	92	41		TABELEV	Oleg	CANADA	CAN	23	02:55:44	32,905	11,23 km/h
76	↘	-9	67	174		MIKLIC	Mirko Bogomir	SLOVENIA	SLO	23	02:55:56	32,905	11,22 km/h
77	↗	+19	96	37		ALMEIDA SANTOS	Gustavo Medeiros de	BRAZIL	BRA	23	02:55:59	32,905	11,22 km/h
78	↗	+7	85	62		BATSBERG	Bruno	DENMARK	DEN	23	02:56:02	32,905	11,22 km/h
79	↘	-36	43	158		RADZIKOWSKI	Andrzej	POLAND	POL	23	02:56:03	32,905	11,21 km/h
80	↗	+27	107	161		BRACZYK	Krzysztof	POLAND	POL	23	02:56:06	32,905	11,21 km/h
81	↗	+32	113	115		O'SHEA	Alex	IRELAND	IRL	23	02:56:09	32,905	11,21 km/h
82	↗	+16	98	173		ROMAN	Radu	ROMANIA	ROU	23	02:56:32	32,905	11,18 km/h
83	↗	+1	84	210		LEWIS	Harvey	UNITED STATES OF AMERICA	USA	23	02:56:34	32,905	11,18 km/h
84	↗	+17	101	185		STEENE	Johan	SWEDEN	SWE	23	02:56:39	32,905	11,18 km/h
85	↗	+20	105	68		SEEPÖLD	Rain	ESTONIA	EST	23	02:56:40	32,905	11,18 km/h
86	↗	+5	91	10		HORSBURGH	Ewan	AUSTRALIA	AUS	23	02:56:41	32,905	11,17 km/h
87	↗	+13	100	87		HOLYOAK	Steven	GREAT BRITAIN AND NORTHERN IRELAND	GBR	23	02:56:46	32,905	11,17 km/h
88	↘	-10	78	32		CHARNASHEI	Yury	BELARUS	BLR	23	02:56:48	32,905	11,17 km/h
89	↗	+13	102	72		KUKKO	Jyrki	FINLAND	FIN	23	02:57:01	32,905	11,15 km/h
90	↗	+16	106	95		LEUZE	Marcel	GERMANY	GER	23	02:57:03	32,905	11,15 km/h
91	↗	+17	108	162		WERESZCZAK	Andrzej	POLAND	POL	23	02:57:11	32,905	11,14 km/h
92	↗	+17	109	89		MacDONALD	Grant	GREAT BRITAIN AND NORTHERN IRELAND	GBR	23	02:57:50	32,905	11,10 km/h
93	↗	+2	95	8		BRETZ	Kay	AUSTRALIA	AUS	23	02:57:52	32,905	11,10 km/h
94			94	106		SAH	Binay Kumar	INDIA	IND	23	02:57:59	32,905	11,09 km/h
95	↗	+9	104	96		LUX	Christoph	GERMANY	GER	23	02:58:00	32,905	11,09 km/h
95	↗	+17	112	59		SØRENSEN	Kim Klitgaard	DENMARK	DEN	23	02:58:00	32,905	11,09 km/h
97	↗	+36	133	42		PENNY	Blaine	CANADA	CAN	23	02:58:01	32,905	11,09 km/h
97	↘	-26	71	188		WANG	Tao-Yuan	CHINESE TAIPEI	TPE	23	02:58:01	32,905	11,09 km/h
99	↘	-17	82	167		CARDOSO DIAS	Daniel	PORTUGAL	POR	23	02:58:03	32,905	11,09 km/h
100	↗	+18	118	112		HOGAN	Aidan	IRELAND	IRL	23	02:58:15	32,905	11,08 km/h
101	↗	+10	111	82		GERARDIN	Raphael	FRANCE	FRA	23	02:58:16	32,905	11,07 km/h
102	↗	+15	117	155		McDOWALL	Andrew	NEW ZEALAND	NZL	23	02:59:02	32,905	11,03 km/h
103	↗	+22	125	56		HEREJT	Petr	CZECH REPUBLIC	CZE	23	02:59:16	32,905	11,01 km/h
104	↗	+12	116	43		MASTERS	Daniel	CANADA	CAN	23	02:59:32	32,905	11,00 km/h
105	↘	-35	70	203		RIVERO	Hector	URUGUAY	URU	22	02:45:37	31,414	11,38 km/h
106	↘	-26	80	105		NARAYANA	Ullas	INDIA	IND	22	02:46:19	31,414	11,33 km/h
107	↘	-8	99	73		RANTA	Kari	FINLAND	FIN	22	02:47:32	31,414	11,25 km/h
108	↘	-12	96	215		RODRIGUES	Vitor	PORTUGAL	POR	22	02:48:28	31,414	11,19 km/h
109	↘	-16	93	122		VERDUCCI	Luca	ITALY	ITA	22	02:48:32	31,414	11,18 km/h
110	↘	-29	81	211		SLABY	Steve	UNITED STATES OF AMERICA	USA	22	02:48:44	31,414	11,17 km/h
111	↘	-39	72	191		HSUEH	Ping-Cheng	CHINESE TAIPEI	TPE	22	02:48:57	31,414	11,16 km/h
112	↗	+2	114	121		ROVERA	Paolo	ITALY	ITA	22	02:49:24	31,414	11,13 km/h
113	↗	+14	127	120		ROMANO	Stefano	ITALY	ITA	22	02:51:19	31,414	11,00 km/h
114	↘	-29	85	47		SILVA TAVARES	Orlando	CAPE VERDE ISLANDS	CPV	22	02:51:22	31,414	11,00 km/h
115	↘	-25	90	77		LÄGLAND	Jan	FINLAND	FIN	22	02:51:38	31,414	10,98 km/h
116	↗	+4	120	108		MOHANTY	Pranaya Pratap	INDIA	IND	22	02:51:55	31,414	10,96 km/h
117	↗	+15	132	53		KRAJČA	Rudolf	CZECH REPUBLIC	CZE	22	02:51:58	31,414	10,96 km/h
118	↗	+8	126	11		LOVEDAY	Barry	AUS	22	02:52:27	31,414	10,93 km/h	
119	↗	+9	128	179		GACIK	Saša	SERBIA	SRB	22	02:52:35	31,414	10,92 km/h
120	↗	+10	130	16		YOON	John	AUSTRALIA	AUS	22	02:53:25	31,414	10,87 km/h
121	↗	+9	130	75		RONKAINEN	Tommi	FINLAND	FIN	22	02:53:46	31,414	10,85 km/h
122	↗	+17	139	99		MARIFOGLOU	Dimosthenis	GREECE	GRE	22	02:53:47	31,414	10,85 km/h
123	↘	-5	118	154		BOTHA	Wayne	NEW ZEALAND	NZL	22	02:54:00	31,414	10,83 km/h
124	↘	-50	74	14		REDFERN	Stephen	AUSTRALIA	AUS	22	02:54:26	31,414	10,81 km/h
125	↘	-3	122	149		BINSBERGEN, VAN	Arjan	NETHERLANDS	NED	22	02:54:42	31,414	10,79 km/h
126	↗	+3	129	189		CHOU	Chun-Hung	CHINESE TAIPEI	TPE	22	02:54:46	31,414	10,78 km/h
127	↗	+9	136	67		POLL	Cris	ESTONIA	EST	22	02:54:47	31,414	10,78 km/h
128	↘	-5	123	131		PORMEISTERS	Uldis	LATVIA	LAT	22	02:55:06	31,414	10,76 km/h
129	↘	-19	110	204		CAMEJO	Jonathan	URUGUAY	URU	22	02:55:36	31,414	10,73 km/h
130	↘	-41	89	152		KRONEN TARANGHEIM	Bjorn Tore	NORWAY	NOR	22	02:55:54	31,414	10,72 km/h
131	↗	+4	135	13		PEARSON	John	AUS	22	02:55:59	31,414	10,71 km/h	
132	↗	+8	140	212		COURY	Nick	USA	22	02:56:03	31,414	10,71 km/h	
133	↗	+14	147	60		STEENBERG	Thomas	DENMARK	DEN	22	02:56:42	31,414	10,67 km/h
134	↗	+14	148	74		NIEMENMAA	Ville	FINLAND	FIN	22	02:56:48	31,414	10,66 km/h
135	↘	-14	121	139		VAZQUEZ	Eduardo	MEXICO	MEX	22	02:57:11	31,414	10,64 km/h
136	↗	+8	144	187		KANG	Ting-Jui	CHINESE TAIPEI	TPE	22	02:57:19	31,414	10,63 km/h
137	↘	-22	115	55		KOPEČNÝ	Dušan	CZECH REPUBLIC	CZE	22	02:57:45	31,414	10,60 km/h
138	↗	+24	162	200		SHYPUNOV	Valerii	UKRAINE	UKR	22	02:57:47	31,414	10,60 km/h
139	↘	-2	137	141		GOMEZ	Rodrigo	MEXICO	MEX	22	02:57:57	31,414	10,59 km/h
140	↘	-37	103	98		WILSDORF	Stefan	GERMANY	GER	22	02:58:05	31,414	10,58 km/h
141	↗	+9	150	209		ARMSTRONG	Greg	UNITED STATES OF AMERICA	USA	22	02:58:23	31,414	10,57 km/h
142	↗	+7	149	186		KAO	Chih-Ming	CHINESE TAIPEI	TPE	22	02:58:42	31,414	10,55 km/h
142	↗	+16	158	190		LI	Wang-Chang	CHINESE TAIPEI	TPE	22	02:58:42	31,414	10,55 km/h
144	↗	+8	152	140		ROBLES	Octaviano	MEXICO	MEX	22	02:59:08	31,414	10,52 km/h
144	↗	+8	152	142		ZARAGOZA	Marco	MEXICO	MEX	22	02:59:08	31,414	10,52 km/h
146	↘	-4	142	15		SYMONDS	Dan	AUS	22	02:59:26	31,414	10,50 km/h	
147	↘	-1	146	127		LUCĀNS	Nikolajs	LATVIA	LAT	22	02:59:27	31,414	10,50 km/h
148	↗	+9	157	94		HÖSL	Patrick	GERMANY	GER	22	02:59:28	31,414	10,50 km/h

Pos.	Evol.	Increase	Prev. Pos.	Bib	Name	Surname	Team	Country	Laps	Last lap time	Total distance	Avg speed km/h
148	↗	+8	156	61	 JØRGENSEN	Klaus Pirker	DENMARK	DEN	22	02:59:28	31,414	10,50 km/h
150	↗	+11	161	57	 FRIIS	Carsten	DENMARK	DEN	22	02:59:33	31,414	10,50 km/h
151	↘	-17	134	35	 CRACCO JUNIOR	Urbano Dario	BRAZIL	BRA	21	02:44:47	29,923	10,90 km/h
152	↘	-28	124	192	 CHANG	Chung-Yi		TPE	21	02:46:50	29,923	10,76 km/h
153	↗	+7	160	70	 RÜÜTELMAA	Andrus	ESTONIA	EST	21	02:51:57	29,923	10,44 km/h
154	↘	-16	138	28	 ANATSKA	Leanid	BELARUS	BLR	21	02:52:38	29,923	10,40 km/h
155	↗	+3	158	194	 LIN	Kun-Hsien		TPE	21	02:53:36	29,923	10,34 km/h
156	↘	-1	155	193	 LAI	Kao-Ynag		TPE	21	02:53:44	29,923	10,33 km/h
156	↘	-5	151	177	 MARKO	Femc	SLOVENIA	SLO	21	02:53:44	29,923	10,33 km/h
158	↗	+8	166	18	 MICHALITZ	Andreas	AUSTRIA	AUT	21	02:54:14	29,923	10,30 km/h
159	↘	-5	154	147	 MIHOV	Trajche	NORTH MACEDONIA	MKD	21	02:54:18	29,923	10,30 km/h
160	↗	+7	167	202	 FERNÁNDEZ	Luis	URUGUAY	URU	21	02:54:35	29,923	10,28 km/h
161	↗	+9	170	175	 KREJAC	Damjan	SLOVENIA	SLO	21	02:54:37	29,923	10,28 km/h
162	↗	+2	164	7	 BERTON	Pablo	ARGENTINA	ARG	21	02:55:48	29,923	10,21 km/h
162	↗	+2	164	5	 MONTES DE OCA	Cristian	ARGENTINA	ARG	21	02:55:48	29,923	10,21 km/h
164	↗	+14	178	113	 GALLEN	Eddie	IRELAND	IRL	21	02:56:09	29,923	10,19 km/h
165	↗	+8	173	23	 ABDAKOVIC	Mirsad	BOSNIA-HERZEGOVINA	BIH	21	02:56:23	29,923	10,18 km/h
166	↗	+2	168	24	 JUNUZOVIC	Rasim	BOSNIA-HERZEGOVINA	BIH	21	02:56:33	29,923	10,17 km/h
167	↗	+4	171	130	 BRAUNS	Didzis	LATVIA	LAT	21	02:56:41	29,923	10,16 km/h
167	↘	-22	145	135	 VECVAGARIS	Matīss		LAT	21	02:56:41	29,923	10,16 km/h
169	↗	+7	176	17	 KLAMMER	Günter	AUSTRIA	AUT	21	02:57:53	29,923	10,09 km/h
170	↗	+7	177	20	 DIEPLINGER	Günter	AUSTRIA	AUT	21	02:58:01	29,923	10,09 km/h
171	↗	+1	172	27	 RAHOISHA	Piotr	BELARUS	BLR	21	02:59:30	29,923	10,00 km/h
172	↘	-31	141	45	 SEMEDO MOREIRA	Nataniel de Jesus	CAPE VERDE ISLANDS	CPV	20	02:42:03	28,432	10,53 km/h
173	↘	-30	143	34	 VIEIRA	Flavio Fernandes	BRAZIL	BRA	20	02:45:45	28,432	10,29 km/h
174	↗	+1	175	111	 KEITH	Eoin	IRELAND	IRL	20	02:49:23	28,432	10,07 km/h
175	↗	+8	183	109	 JAIN	Kanan	INDIA	IND	20	02:50:30	28,432	10,01 km/h
176	↗	+4	180	205	 GUERRA	Ricardo	URUGUAY	URU	20	02:50:41	28,432	9,99 km/h
177	↗	+7	184	3	 KIERDELEWICZ	Nicolas	ARGENTINA	ARG	20	02:51:52	28,432	9,93 km/h
178	↘	-9	169	26	 BARIC	Zdravko	BOSNIA-HERZEGOVINA	BIH	20	02:52:09	28,432	9,91 km/h
179	↘	-16	163	30	 LAPUTS	Andrei	BELARUS	BLR	20	02:52:49	28,432	9,87 km/h
180	↗	+20	200	100	 MICHPOULOS	Marios	GREECE	GRE	20	02:52:51	28,432	9,87 km/h
181	↗	+8	189	25	 PAVIC	Branislav	BOSNIA-HERZEGOVINA	BIH	20	02:53:44	28,432	9,82 km/h
182	↗	+6	188	19	 MAYER	Georg	AUSTRIA	AUT	20	02:54:12	28,432	9,79 km/h
183	↗	+9	192	71	 VENNIKAS	Peeter	ESTONIA	EST	20	02:54:30	28,432	9,78 km/h
184	↘	-3	181	150	 ZUIDEMA	Nitish (Peter)	NETHERLANDS	NED	20	02:54:47	28,432	9,76 km/h
185	↗	+5	190	44	 TOMAJKO	Stephen	CANADA	CAN	20	02:55:39	28,432	9,71 km/h
186	↗	+1	187	69	 VIRMA	Ragnar	ESTONIA	EST	20	02:56:04	28,432	9,69 km/h
187	↗	+4	191	157	 PELOZO	Alejandro	PARAGUAY	PAR	20	02:56:11	28,432	9,68 km/h
188	↘	-3	185	29	 LAPUTS	Anatoli	BELARUS	BLR	20	02:56:19	28,432	9,68 km/h
189	↘	-7	182	21	 GLASER	Dominik	AUSTRIA	AUT	20	02:58:07	28,432	9,58 km/h
190	↗	+6	196	198	 KRASNOV	Dmytro	UKRAINE	UKR	20	02:58:48	28,432	9,54 km/h
191	↗	+2	193	2	 BERENGUER GRAE	Joan Antoni	ANDORRA	AND	20	02:59:33	28,432	9,50 km/h
192	↗	+2	194	196	 HOTSULIAK	Serhii		UKR	19	02:50:06	26,941	9,50 km/h
193	↗	+3	196	197	KHRYSTENOK	Valerii	UKRAINE	UKR	19	02:51:42	26,941	9,41 km/h
194	↗	+4	198	22	HARTL	Herbert	AUSTRIA	AUT	19	02:51:54	26,941	9,40 km/h
195	↗	+4	199	195	BIALOBRZHESKYI	Andrii	UKRAINE	UKR	19	02:52:24	26,941	9,38 km/h
196	↘	-10	186	148	DIMOV	Zoran	NORTH MACEDONIA	MKD	19	02:54:00	26,941	9,29 km/h
197	↘	-2	195	31	DRAHUN	Barys	BELARUS	BLR	19	02:55:31	26,941	9,21 km/h
198	↗	+3	201	153	HARRE	Graeme	NEW ZEALAND	NZL	19	02:58:00	26,941	9,08 km/h
199	↗	+3	202	76	FORSELL	Marko	FINLAND	FIN	19	02:58:43	26,941	9,04 km/h
200	↘	-26	174	36	VILARES	Cleber Castilhano	BRAZIL	BRA	18	02:33:35	25,450	9,94 km/h
201	↘	-22	179	1	NEKMOUCHE	Mohamed	ALGERIA	ALG	18	02:51:56	25,450	8,88 km/h
202	↗	+2	204	143	MENESES	Mario	MEXICO	MEX	17	02:40:58	23,959	8,93 km/h
203	↗	+2	205	144	NOGALES	Edyy		MEX	17	02:54:18	23,959	8,25 km/h
204	↘	-125	79	169	IONIȚĂ	Florin Sebastian	ROMANIA	ROU	16	01:59:13	22,468	11,31 km/h
205	↘	-2	203	40	GAUDET	Wayne	CANADA	CAN	16	02:44:39	22,468	8,19 km/h