






























































































































Pos.	Evol.	Increase	Prev. Pos.	Bib	Name	Surname	Team	Country	Laps	Last lap time	Total distance	Avg speed km/h
1			1	136	 SOROKIN	Aleksandr	LITHUANIA	LTU	173	21:55:19	256,555	11,70 km/h
2			2	103	 BÓDIS	Tamás	HUNGARY	HUN	171	21:58:35	253,573	11,54 km/h
3			3	79	 CLAVERY	Erik	FRANCE	FRA	169	21:52:38	250,591	11,45 km/h
4	↗	+1	5	206	 LEBLOND	Olivier	UNITED STATES OF AMERICA	USA	169	21:52:48	250,591	11,45 km/h
5	↘	-1	4	63	 PENALVA LOPEZ	Ivan	SPAIN	ESP	169	21:59:05	250,591	11,40 km/h
6			6	207	 JACKSON	Jacob	UNITED STATES OF AMERICA	USA	167	21:58:25	247,609	11,27 km/h
7			7	159	 PIOTROWSKI	Andrzej	POLAND	POL	165	21:52:51	244,627	11,18 km/h
8			8	54	 VELIČKA	Ondřej	CZECH REPUBLIC	CZE	164	21:55:54	243,136	11,09 km/h
9			9	101	 CSÉCSEI	Zoltán	HUNGARY	HUN	164	21:57:04	243,136	11,08 km/h
10			10	201	 TKACHUK	Andrii	UKRAINE	UKR	163	21:58:54	241,645	10,99 km/h
11			11	83	 RUEL	Stephane	FRANCE	FRA	160	21:52:29	237,172	10,84 km/h
12			12	210	 LEWIS	Harvey	UNITED STATES OF AMERICA	USA	160	21:58:13	237,172	10,80 km/h
13			13	8	 BRETZ	Kay	AUSTRALIA	AUS	160	21:59:30	237,172	10,78 km/h
14			14	88	 LAWSON	Daniel	GREAT BRITAIN AND NORTHERN IRELAND	GBR	156	21:53:31	231,208	10,56 km/h
15	↗	+4	19	90	 MASKELL	Paul	GREAT BRITAIN AND NORTHERN IRELAND	GBR	156	21:56:51	231,208	10,53 km/h
16			16	80	 COSTA	Valentin	FRANCE	FRA	156	21:58:22	231,208	10,52 km/h
17	↗	+1	18	164	 KOT	Rafal		POL	155	21:51:26	229,717	10,51 km/h
18	↗	+4	22	91	 STEWART	James	GREAT BRITAIN AND NORTHERN IRELAND	GBR	155	21:57:16	229,717	10,46 km/h
19	↗	+1	20	125	 NARAKI	Toshiro	JAPAN	JPN	154	21:54:27	228,226	10,42 km/h
20	↗	+1	21	12	 MULLER	Kevin	AUSTRALIA	AUS	154	21:56:39	228,226	10,40 km/h
21	↘	-4	17	105	 NARAYANA	Ullas	INDIA	IND	153	21:43:37	226,735	10,44 km/h
22	↗	+2	24	84	 RUIZ	Patrick	FRANCE	FRA	153	21:52:40	226,735	10,36 km/h
23	↗	+3	26	94	 HÖSL	Patrick	GERMANY	GER	153	21:54:16	226,735	10,35 km/h
24	↘	-1	23	123	 TAKAHASHI	Nobuyuki	JAPAN	JPN	153	21:56:19	226,735	10,33 km/h
25	↘	-10	15	124	 INOUE	Shingo	JAPAN	JPN	152	21:50:07	225,244	10,32 km/h
26	↗	+3	29	118	 GRASSI	Matteo	ITALY	ITA	152	21:54:49	225,244	10,28 km/h
27	↗	+1	28	151	 NORUM	Jo Inge	NORWAY	NOR	151	21:49:17	223,753	10,25 km/h
28	↘	-3	25	166	 GIL	Luis	PORTUGAL	POR	151	21:56:42	223,753	10,20 km/h
28	↘	-1	27	102	 HALAMA	Levente	HUNGARY	HUN	151	21:56:42	223,753	10,20 km/h
30			30	50	 HROČIČKA	Jiří	CZECH REPUBLIC	CZE	150	21:53:15	222,262	10,15 km/h
31	↗	+1	32	10	 HORSBURGH	Ewan	AUSTRALIA	AUS	150	21:54:28	222,262	10,15 km/h
32	↘	-1	31	162	 WERESZCZAK	Andrzej	POLAND	POL	150	21:54:54	222,262	10,14 km/h
33			33	163	 MALYSZEK	Leszek	POLAND	POL	149	21:55:31	220,771	10,07 km/h
34	↗	+3	37	117	 CERONI	Matteo	ITALY	ITA	147	21:57:07	217,789	9,92 km/h
35			35	87	 HOLYOAK	Steven	GREAT BRITAIN AND NORTHERN IRELAND	GBR	147	21:58:31	217,789	9,91 km/h
36			36	152	 KRONEN TARANGEN	Bjorn Tore	NORWAY	NOR	146	21:55:18	216,298	9,87 km/h
37	↗	+2	39	82	 GERARDIN	Raphael	FRANCE	FRA	145	21:50:31	214,807	9,83 km/h
38			38	208	 RIOPEL	Rich	UNITED STATES OF AMERICA	USA	144	21:53:12	213,316	9,75 km/h
39	↗	+2	41	67	 POLL	Cris	ESTONIA	EST	143	21:52:02	211,825	9,69 km/h
40			40	65	 MATAIX GRACIA	Miguel	SPAIN	ESP	143	21:54:43	211,825	9,67 km/h
41	↘	-7	34	97	 WEBER	Felix	GERMANY	GER	142	20:24:26	210,334	10,31 km/h
42	↗	+3	45	35	 CRACCO JUNIOR	Urbano Dario	BRAZIL	BRA	141	21:56:35	208,843	9,52 km/h
43	↗	+3	46	75	 IRONKAINEN	Tomi	FINLAND	FIN	141	21:56:46	208,843	9,52 km/h
44	↗	+3	47	21	 GLASER	Dominik	AUSTRIA	AUT	141	21:59:20	208,843	9,50 km/h
45	↘	-2	43	121	 ROVERA	Paolo	ITALY	ITA	141	21:59:55	208,843	9,49 km/h
46	↘	-2	44	116	 BRAVI	Paolo	ITALY	ITA	140	21:48:32	207,352	9,51 km/h
47	↗	+1	48	161	 BRACZYK	Krzysztof	POLAND	POL	140	21:54:08	207,352	9,47 km/h
48	↗	+2	50	56	 HEREJT	Petr	CZECH REPUBLIC	CZE	140	21:59:50	207,352	9,43 km/h
49	↗	+4	53	89	 MacDONALD	Grant	GREAT BRITAIN AND NORTHERN IRELAND	GBR	139	21:53:51	205,861	9,40 km/h
50	↗	+6	56	57	 FRIIS	Carsten	DENMARK	DEN	138	21:49:29	204,370	9,36 km/h
51	↘	-2	49	49	 BRUNNER	Radek	CZECH REPUBLIC	CZE	137	21:45:02	202,879	9,33 km/h
52	↘	-1	51	132	 BONDARS	Aivars		LAT	137	21:49:59	202,879	9,29 km/h
53	↘	-11	42	14	 REDFERN	Stephen	AUSTRALIA	AUS	137	21:55:13	202,879	9,26 km/h
54	↘	-2	52	133	 KALNIŅŠ	Ritvars	LATVIA	LAT	137	21:57:00	202,879	9,24 km/h
55	↗	+8	63	111	 KEITH	Eoin	IRELAND	IRL	137	21:58:07	202,879	9,23 km/h
56	↗	+6	62	13	 PEARSON	John		AUS	136	21:49:27	201,388	9,23 km/h
57	↘	-2	55	64	 DE LAS HERAS MOYA	Nicolas	SPAIN	ESP	136	21:51:24	201,388	9,21 km/h
58	↗	+8	66	25	 PAVIC	Branislav	BOSNIA-HERZEGOVINA	BIH	136	21:58:32	201,388	9,16 km/h
59	↘	-2	57	11	 LOVEDAY	Barry		AUS	135	21:42:29	199,897	9,21 km/h
60	↗	+1	61	38	 MOCHINACZ	Itacir	BRAZIL	BRA	135	21:49:28	199,897	9,16 km/h
61	↘	-1	60	92	 STOCKS	Michael	GREAT BRITAIN AND NORTHERN IRELAND	GBR	135	21:54:16	199,897	9,13 km/h
62	↗	+3	65	113	 GALLEN	Eddie	IRELAND	IRL	135	21:57:19	199,897	9,10 km/h
63	↘	-9	54	182	 VIEUX	Florian	SWITZERLAND	SUI	134	21:26:08	198,406	9,26 km/h
64	↗	+3	67	174	 MIKLIC	Mirko Bogomir	SLOVENIA	SLO	134	21:52:20	198,406	9,07 km/h
65	↗	+4	69	184	 VÄLITALO	Dan	SWEDEN	SWE	133	21:49:23	196,915	9,02 km/h
66	↗	+5	71	16	 YOON	John	AUSTRALIA	AUS	133	21:51:25	196,915	9,01 km/h
67	↗	+3	70	170	 TRUȘCA	Daniel	ROMANIA	ROU	133	21:56:08	196,915	8,98 km/h
68			68	215	 RODRIGUES	Vitor	PORTUGAL	POR	132	21:52:21	195,424	8,93 km/h
69	↗	+3	72	72	KUKKO	Jyrki	FINLAND	FIN	132	21:58:13	195,424	8,89 km/h
70	↘	-12	58	212	ICOURY	Nick		USA	131	19:49:57	193,933	9,78 km/h
71	↘	-12	59	6	MORAN SALAS	Pedro	ARGENTINA	ARG	131	19:54:48	193,933	9,74 km/h
72	↗	+1	73	173	ROMAN	Radu	ROMANIA	ROU	131	21:55:22	193,933	8,85 km/h
73	↗	+3	76	107	SHARMA	Sunil	INDIA	IND	131	21:56:44	193,933	8,84 km/h
74			74	22	HARTL	Herbert	AUSTRIA	AUT	131	21:59:43	193,933	8,82 km/h

Pos.	Evol.	Increase	Prev. Pos.	Bib	Name	Surname	Team	Country	Laps	Last lap time	Total distance	Avg speed km/h
75	↘	-11	64	135	VECVAGARIS	Matïss		LAT	130	20:04:30	192,442	9,59 km/h
76	↗	+1	77	109	JAIN	Kanan	INDIA	IND	130	21:52:09	192,442	8,80 km/h
77	↘	-2	75	96	LUX	Christoph	GERMANY	GER	130	21:55:21	192,442	8,78 km/h
78			78	39	ROULIER	Sebastien	CANADA	CAN	129	21:49:48	190,951	8,75 km/h
79	↗	+4	83	108	MOHANTY	Pranaya Pratap	INDIA	IND	129	21:51:13	190,951	8,74 km/h
80	↗	+1	81	126	ABIKO	Ryo	JAPAN	JPN	129	21:51:32	190,951	8,74 km/h
81	↘	-2	79	209	ARMSTRONG	Greg	UNITED STATES OF AMERICA	USA	129	21:58:26	190,951	8,69 km/h
82			82	183	MACAJ	Ivan	SLOVAK REPUBLIC	SVK	128	21:54:29	189,460	8,65 km/h
83	↗	+4	87	34	VIEIRA	Flavio Fernandes	BRAZIL	BRA	128	21:56:29	189,460	8,63 km/h
84	↗	+2	86	165	OLIVEIRA	Joao	PORTUGAL	POR	128	21:57:53	189,460	8,63 km/h
85			85	3	KIERDELEWICZ	Nicolas	ARGENTINA	ARG	128	21:59:02	189,460	8,62 km/h
86	↗	+3	89	188	WANG	Tao-Yuan	CHINESE TAIPEI	TPE	127	21:50:51	187,969	8,60 km/h
87	↗	+1	88	55	KOPEČNÝ	Dušan	CZECH REPUBLIC	CZE	127	21:53:49	187,969	8,58 km/h
88	↗	+6	94	175	KREJAC	Damjan	SLOVENIA	SLO	127	21:58:33	187,969	8,55 km/h
89	↘	-5	84	142	ZARAGOZA	Marco	MEXICO	MEX	125	21:47:35	184,987	8,49 km/h
90	↗	+8	98	191	HSUEH	Ping-Cheng	CHINESE TAIPEI	TPE	125	21:51:41	184,987	8,46 km/h
91	↗	+1	92	42	PENNY	Blaine	CANADA	CAN	125	21:52:01	184,987	8,46 km/h
92	↗	+5	97	198	KRASNOV	Dmytro	UKRAINE	UKR	125	21:52:24	184,987	8,46 km/h
93	↗	+6	99	5	MONTES DE OCA	Cristian	ARGENTINA	ARG	125	21:55:28	184,987	8,44 km/h
94	↗	+11	105	134	VIETNIEKS	Mikelis	LATVIA	LAT	125	21:56:16	184,987	8,43 km/h
95	↗	+6	101	150	ZUIDEMA	Nitish (Peter)	NETHERLANDS	NED	125	21:56:27	184,987	8,43 km/h
96	↗	+12	108	185	STEENE	Johan	SWEDEN	SWE	125	21:59:10	184,987	8,41 km/h
97	↘	-1	96	15	SYMONDS	Dan		AUS	125	21:59:13	184,987	8,41 km/h
98	↘	-18	80	211	SLABY	Steve	UNITED STATES OF AMERICA	USA	124	20:53:30	183,496	8,78 km/h
99	↘	-9	90	204	CAMEJO	Jonathan	URUGUAY	URU	124	21:38:18	183,496	8,48 km/h
100	↗	+2	102	172	ANTONARU	Daniel	ROMANIA	ROU	124	21:43:23	183,496	8,45 km/h
101	↗	+3	104	199	MIKHIEIEV	Dmytro	UKRAINE	UKR	124	21:49:40	183,496	8,41 km/h
102	↘	-9	93	41	TABELEV	Oleg	CANADA	CAN	124	21:57:50	183,496	8,35 km/h
103	↘	-3	100	9	ECKFORD	Matthew	AUSTRALIA	AUS	123	21:47:48	182,005	8,35 km/h
104	↗	+10	114	130	BRAUNS	Didzis	LATVIA	LAT	123	21:59:22	182,005	8,28 km/h
105	↗	+1	106	74	NIEMENMAA	Ville	FINLAND	FIN	123	21:59:34	182,005	8,28 km/h
106	↘	-3	103	115	O'SHEA	Alex	IRELAND	IRL	123	21:59:35	182,005	8,28 km/h
107	↗	+6	113	196	HOTSULIAK	Serhii		UKR	122	21:55:15	180,514	8,23 km/h
108	↘	-17	91	95	LEUZE	Marcel	GERMANY	GER	121	17:29:24	179,023	10,24 km/h
109	↘	-2	107	137	LITVINAVIČIUS	Saulius	LITHUANIA	LTU	121	21:45:03	179,023	8,23 km/h
110	↗	+2	112	99	MARIFOGLOU	Dimosthenis	GREECE	GRE	121	21:50:29	179,023	8,20 km/h
111	↘	-1	110	181	WINGS	Samuel	SWITZERLAND	SUI	121	21:51:20	179,023	8,19 km/h
112	↘	-3	109	202	FERNÁNDEZ	Luis	URUGUAY	URU	121	21:57:56	179,023	8,15 km/h
113	↘	-18	95	33	SOUSA	Luciano Alves	BRAZIL	BRA	120	19:59:48	177,532	8,88 km/h
114	↗	+1	115	77	LÄGLAND	Jan	FINLAND	FIN	120	21:52:40	177,532	8,11 km/h
115	↗	+1	116	32	CHARNASHEI	Yury	BELARUS	BLR	120	21:58:02	177,532	8,08 km/h
116	↗	+2	118	70	RÜÜTELMAA	Andrus	ESTONIA	EST	118	21:50:54	174,550	7,99 km/h
117	↘	-6	111	190	LI	Wang-Chang	CHINESE TAIPEI	TPE	117	21:01:27	173,059	8,23 km/h
118	↘	-1	117	30	LAPUTS	Andrei	BELARUS	BLR	116	21:43:51	171,568	7,90 km/h
119	↗	+2	121	120	ROMANO	Stefano		ITA	116	21:45:29	171,568	7,89 km/h
120	↗	+2	122	48	CABRAL	José Daniel	CAPE VERDE ISLANDS	CPV	115	21:47:00	170,077	7,81 km/h
121	↗	+4	125	45	SEMEDO MOREIRA	Nataniel de Jesus	CAPE VERDE ISLANDS	CPV	114	21:41:29	168,586	7,77 km/h
122	↘	-2	120	19	MAYER	Georg	AUSTRIA	AUT	114	21:47:46	168,586	7,73 km/h
123	↗	+4	127	61	JØRGENSEN	Klaus Pirker	DENMARK	DEN	114	21:50:19	168,586	7,72 km/h
124	↘	-5	119	73	RANTA	Kari	FINLAND	FIN	114	21:56:01	168,586	7,69 km/h
125	↗	+4	129	60	STEENBERG	Thomas	DENMARK	DEN	113	21:49:28	167,095	7,66 km/h
126	↘	-2	124	62	BATSBERG	Bruno	DENMARK	DEN	113	21:52:51	167,095	7,64 km/h
127	↗	+1	128	18	MICHALITZ	Andreas	AUSTRIA	AUT	112	21:45:39	165,604	7,61 km/h
128	↗	+3	131	131	PORMEISTERS	Uldis	LATVIA	LAT	112	21:49:17	165,604	7,59 km/h
129	↘	-6	123	7	BERTON	Pablo	ARGENTINA	ARG	111	19:44:35	164,113	8,31 km/h
130	↗	+2	132	154	BOTHA	Wayne	NEW ZEALAND	NZL	111	21:55:19	164,113	7,49 km/h
131	↘	-5	126	178	IVANOVIC	Boris	SLOVENIA	SLO	110	19:01:09	162,622	8,55 km/h
132	↗	+2	134	138	SKINULIS	Aurimas	LITHUANIA	LTU	110	21:55:54	162,622	7,41 km/h
133	↗	+2	135	27	RAHOISHA	Piotr	BELARUS	BLR	109	21:43:50	161,131	7,41 km/h
134	↗	+4	138	167	CARDOSO DIAS	Daniel	PORTUGAL	POR	109	21:49:57	161,131	7,38 km/h
135	↘	-5	130	98	WILSDORF	Stefan	GERMANY	GER	108	16:55:32	159,640	9,43 km/h
136			136	43	MASTERS	Daniel	CANADA	CAN	108	21:31:12	159,640	7,42 km/h
137			137	146	DE LOS SANTOS	Oscar	MEXICO	MEX	108	21:35:55	159,640	7,39 km/h
138	↘	-5	133	149	BINSBERGEN, VAN	Arjan	NETHERLANDS	NED	106	20:40:31	156,658	7,58 km/h
139	↗	+2	141	127	LUCĀNS	Nikolajs		LAT	106	21:46:19	156,658	7,20 km/h
140	↗	+9	149	100	MICHOPOULOS	Marios	GREECE	GRE	106	21:51:34	156,658	7,17 km/h
141	↗	+6	147	28	ANATSKA	Leaid	BELARUS	BLR	105	21:54:50	155,167	7,08 km/h
142	↗	+10	152	157	PELOZO	Alejandro	PARAGUAY	PAR	105	21:57:39	155,167	7,07 km/h
143	↘	-4	139	160	BASA	Przemyslaw	POLAND	POL	104	15:33:23	153,676	9,88 km/h
144			144	177	MARKO	Femc	SLOVENIA	SLO	104	21:35:56	153,676	7,11 km/h
145	↘	-2	143	141	GOMEZ	Rodrigo	MEXICO	MEX	104	21:44:11	153,676	7,07 km/h
146	↘	-1	145	59	SØRENSEN	Kim Klitgaard	DENMARK	DEN	104	21:53:54	153,676	7,02 km/h
147	↘	-7	140	192	CHANG	Chung-Yi		TPE	103	16:22:35	152,185	9,29 km/h
148	↗	+2	150	186	KAO	Chih-Ming	CHINESE TAIPEI	TPE	103	21:32:04	152,185	7,07 km/h

Pos.	Evol.	Increase	Prev. Pos.	Bib	Name	Surname	Team	Country	Laps	Last lap time	Total distance	Avg speed km/h
149	↗	+4	153	153	 HARRE	Graeme	NEW ZEALAND	NZL	103	21:55:38	152,185	6,94 km/h
150	↘	-8	142	171	 FARKAS	Răzvan	ROMANIA	ROU	102	19:23:21	150,694	7,77 km/h
151	↘	-5	146	156	 CORREA	Anibal	PARAGUAY	PAR	101	16:29:18	149,203	9,05 km/h
152	↗	+2	154	47	 SILVA TAVARES	Orlando	CAPE VERDE ISLANDS	CPV	101	21:48:51	149,203	6,84 km/h
153	↘	-5	148	53	 KRAJČA	Rudolf	CZECH REPUBLIC	CZE	100	17:39:39	147,712	8,36 km/h
154	↗	+3	157	26	 BARIC	Zdravko	BOSNIA-HERZEGOVINA	BIH	100	21:49:45	147,712	6,77 km/h
155	↘	-4	151	4	 BARNES	Pablo	ARGENTINA	ARG	99	19:49:03	146,221	7,38 km/h
156	↘	-1	155	197	 KHRYSTENOK	Valerii	UKRAINE	UKR	98	20:49:50	144,730	6,95 km/h
157	↗	+1	158	68	 SEEPÖLD	Rain	ESTONIA	EST	98	21:43:28	144,730	6,66 km/h
158	↗	+1	159	2	 BERENGUER GRAE	Joan Antoni	ANDORRA	AND	98	21:45:36	144,730	6,65 km/h
159	↘	-3	156	176	 SRNEC	Uros	SLOVENIA	SLO	97	14:42:42	143,239	9,74 km/h
160	↗	+3	163	66	 DELGADO GIL	Ruben	SPAIN	ESP	97	21:39:57	143,239	6,61 km/h
161	↗	+3	164	189	 CHOU	Chun-Hung	CHINESE TAIPEI	TPE	97	21:58:23	143,239	6,52 km/h
162			162	147	 MIHOV	Trajche	NORTH MACEDONIA	MKD	96	21:43:15	141,748	6,53 km/h
163	↗	+2	165	31	 DRAHUN	Barys	BELARUS	BLR	96	21:55:38	141,748	6,46 km/h
164	↘	-4	160	205	 GUERRA	Ricardo	URUGUAY	URU	96	21:57:54	141,748	6,45 km/h
165	↘	-4	161	179	 GACIK	Saša	SERBIA	SRB	93	14:46:17	137,275	9,29 km/h
166	↗	+2	168	129	 CĀBULIS	Pēteris	LATVIA	LAT	92	21:59:24	135,784	6,17 km/h
167	↘	-1	166	114	 MULLINS	Padraig	IRELAND	IRL	89	14:50:11	131,311	8,85 km/h
168	↘	-1	167	24	 JUNUZOVIC	Rasim	BOSNIA-HERZEGOVINA	BIH	89	16:40:49	131,311	7,87 km/h
169			169	187	 KANG	Ting-Jui	CHINESE TAIPEI	TPE	88	18:25:27	129,820	7,05 km/h
170	↗	+2	172	140	 ROBLES	Octaviano		MEX	87	21:41:00	128,329	5,92 km/h
171	↗	+3	174	155	 McDOWALL	Andrew	NEW ZEALAND	NZL	87	21:50:56	128,329	5,87 km/h
172	↘	-2	170	119	 LEONELLI	Nicolas	ITALY	ITA	86	13:04:22	126,838	9,70 km/h
173	↘	-2	171	158	 RADZIKOWSKI	Andrzej	POLAND	POL	85	15:24:25	125,347	8,14 km/h
174	↘	-1	173	106	 SAH	Binay Kumar	INDIA	IND	84	15:05:43	123,856	8,20 km/h
175			175	81	 DILMI	Ludovic	FRANCE	FRA	81	12:15:40	119,383	9,74 km/h
176			176	122	 VERDUCCI	Luca	ITALY	ITA	81	13:09:42	119,383	9,07 km/h
177			177	195	 BIALOBRZYESKYI	Andrii	UKRAINE	UKR	81	14:30:56	119,383	8,22 km/h
178			178	145	 MACDONELL	Brawny	MEXICO	MEX	77	16:36:27	113,419	6,83 km/h
179	↗	+2	181	29	 LAPUTS	Anatoli	BELARUS	BLR	76	21:43:49	111,928	5,15 km/h
180	↗	+4	184	58	 HANSEN	Kim	DENMARK	DEN	76	21:53:55	111,928	5,11 km/h
181	↘	-2	179	128	 KUMPIŅŠ	Ainārs	LATVIA	LAT	75	09:33:59	110,437	11,54 km/h
182	↘	-2	180	194	 LIN	Kun-Hsien		TPE	75	18:08:41	110,437	6,09 km/h
183	↗	+2	185	193	 LAI	Kao-Ynag		TPE	75	21:29:56	110,437	5,14 km/h
184	↗	+4	188	148	 DIMOV	Zoran	NORTH MACEDONIA	MKD	74	21:40:48	108,946	5,03 km/h
185	↘	-3	182	112	 HOGAN	Aidan	IRELAND	IRL	73	10:23:01	107,455	10,35 km/h
186	↘	-3	183	17	 KLAMMER	Günter	AUSTRIA	AUT	73	12:00:16	107,455	8,95 km/h
187			187	143	 MENESES	Mario	MEXICO	MEX	73	21:49:31	107,455	4,92 km/h
188	↘	-2	186	69	 VIRMA	Ragnar	ESTONIA	EST	72	15:14:45	105,964	6,95 km/h
189			189	37	 ALMEIDA SANTOS	Gustavo Medeiros de	BRAZIL	BRA	71	10:44:42	104,473	9,72 km/h
190	↗	+3	193	71	 IVENNIKAS	Peeter	ESTONIA	EST	71	21:50:05	104,473	4,78 km/h
191	↘	-1	190	203	 RIVERO	Hector	URUGUAY	URU	69	12:53:14	101,491	7,88 km/h
192	↘	-1	191	20	 DIEPLINGER	Günter	AUSTRIA	AUT	68	13:07:55	100,000	7,62 km/h
193	↘	-1	192	200	 SHYPUNOV	Valerii	UKRAINE	UKR	68	14:28:24	100,000	6,91 km/h
194			194	23	 ABDAKOVIC	Mirsad	BOSNIA-HERZEGOVINA	BIH	68	20:45:56	100,000	4,82 km/h
195			195	180	 ŠULJA	Mihail	SERBIA	SRB	66	10:32:42	97,018	9,20 km/h
196			196	144	 NOGALES	Edy		MEX	64	21:24:59	94,036	4,39 km/h
197			197	40	 GAUDET	Wayne	CANADA	CAN	59	21:31:11	86,581	4,02 km/h
198			198	139	 VAZQUEZ	Eduardo	MEXICO	MEX	56	09:29:57	82,108	8,64 km/h
199			199	51	 MAREK	Pavel	CZECH REPUBLIC	CZE	49	10:10:37	71,671	7,04 km/h
200			200	104	 BÜKI	Tivadar	HUNGARY	HUN	41	05:39:34	59,743	10,56 km/h
201			201	76	 FORSELL	Marko	FINLAND	FIN	30	05:04:36	43,342	8,54 km/h
202			202	1	 NEKMOUCHE	Mohamed	ALGERIA	ALG	30	05:38:26	43,342	7,68 km/h
203			203	44	 TOMAJKO	Stephen	CANADA	CAN	27	04:06:02	38,869	9,48 km/h
204			204	36	 VILARES	Cleber Castilhana	BRAZIL	BRA	18	02:33:35	25,450	9,94 km/h
205			205	169	 IONIȚĂ	Florin Sebastian	ROMANIA	ROU	16	01:59:13	22,468	11,31 km/h