






























































































































Pos.	Evol.	Increase	Prev. Pos.	Bib	Name	Surname	Team	Country	Laps	Last lap time	Total distance	Avg speed km/h
1			1	136	 SOROKIN	Aleksandr	LITHUANIA	LTU	165	20:52:22	<b>244,627</b>	11,72 km/h
2			2	103	 BÓDIS	Tamás	HUNGARY	HUN	164	20:59:39	<b>243,136</b>	11,58 km/h
3			3	79	 CLAVERY	Erik	FRANCE	FRA	163	20:59:19	<b>241,645</b>	11,51 km/h
4			4	63	 PENALVA LOPEZ	Ivan	SPAIN	ESP	162	20:54:08	<b>240,154</b>	11,49 km/h
5			5	206	 LEBLOND	Olivier	UNITED STATES OF AMERICA	USA	162	20:59:19	<b>240,154</b>	11,44 km/h
6			6	207	 JACKSON	Jacob	UNITED STATES OF AMERICA	USA	160	20:56:26	<b>237,172</b>	11,33 km/h
7			7	159	 PIOTROWSKI	Andrzej	POLAND	POL	158	20:55:59	<b>234,190</b>	11,19 km/h
8			8	54	 VELIČKA	Ondřej	CZECH REPUBLIC	CZE	157	20:55:54	<b>232,699</b>	11,12 km/h
9			9	101	 CSÉCSEI	Zoltán	HUNGARY	HUN	157	20:57:21	<b>232,699</b>	11,10 km/h
10			10	201	 TKACHUK	Andrii	UKRAINE	UKR	156	20:59:43	<b>231,208</b>	11,01 km/h
11			11	83	 RUEL	Stephane	FRANCE	FRA	154	20:58:12	<b>228,226</b>	10,88 km/h
12	↗	+1	13	210	 LEWIS	Harvey	UNITED STATES OF AMERICA	USA	153	20:56:41	<b>226,735</b>	10,83 km/h
13	↗	+1	14	8	 BRETZ	Kay	AUSTRALIA	AUS	152	20:53:25	<b>225,244</b>	10,78 km/h
14	↗	+2	16	88	 LAWSON	Daniel	GREAT BRITAIN AND NORTHERN IRELAND	GBR	150	20:54:27	<b>222,262</b>	10,63 km/h
15	↘	-3	12	124	 INOUE	Shingo	JAPAN	JPN	150	20:55:50	<b>222,262</b>	10,62 km/h
16	↗	+1	17	80	 COSTA	Valentin	FRANCE	FRA	150	20:58:04	<b>222,262</b>	10,60 km/h
17	↘	-2	15	105	 NARAYANA	Ullas	INDIA	IND	149	20:49:29	<b>220,771</b>	10,60 km/h
18	↗	+1	19	164	 KOT	Rafal		POL	149	20:52:25	<b>220,771</b>	10,58 km/h
19	↗	+1	20	90	 MASKELL	Paul	GREAT BRITAIN AND NORTHERN IRELAND	GBR	149	20:53:00	<b>220,771</b>	10,57 km/h
20	↘	-2	18	125	 NARAKI	Toshiro	JAPAN	JPN	148	20:57:54	<b>219,280</b>	10,46 km/h
21	↗	+2	23	12	 MULLER	Kevin	AUSTRALIA	AUS	148	20:58:10	<b>219,280</b>	10,46 km/h
22	↗	+2	24	91	 STEWART	James	GREAT BRITAIN AND NORTHERN IRELAND	GBR	148	20:58:15	<b>219,280</b>	10,46 km/h
23	↘	-1	22	123	 TAKAHASHI	Nobuyuki	JAPAN	JPN	147	20:52:07	<b>217,789</b>	10,44 km/h
24	↗	+2	26	84	 RUIZ	Patrick	FRANCE	FRA	147	20:52:30	<b>217,789</b>	10,43 km/h
25	↘	-4	21	166	 GIL	Luis	PORTUGAL	POR	146	20:47:12	<b>216,298</b>	10,41 km/h
26	↗	+4	30	94	 HÖSL	Patrick	GERMANY	GER	146	20:51:55	<b>216,298</b>	10,37 km/h
27	↘	-2	25	102	 HALAMA	Levente	HUNGARY	HUN	146	20:53:07	<b>216,298</b>	10,36 km/h
28	↘	-1	27	151	 NORUM	Jo Inge	NORWAY	NOR	146	20:56:22	<b>216,298</b>	10,33 km/h
29			29	118	 GRASSI	Matteo	ITALY	ITA	146	20:57:25	<b>216,298</b>	10,32 km/h
30	↗	+1	31	50	 HORČIČKA	Jiří	CZECH REPUBLIC	CZE	144	20:58:15	<b>213,316</b>	10,17 km/h
31	↗	+1	32	162	 WERESZCZAK	Andrzej	POLAND	POL	144	20:58:45	<b>213,316</b>	10,17 km/h
32	↗	+1	33	10	 HORSBURGH	Ewan	AUSTRALIA	AUS	144	20:58:55	<b>213,316</b>	10,17 km/h
33	↗	+1	34	163	 MALYSZEK	Leszek	POLAND	POL	143	20:56:58	<b>211,825</b>	10,11 km/h
34	↘	-6	28	97	 WEBER	Felix	GERMANY	GER	142	20:24:26	<b>210,334</b>	10,31 km/h
35	↗	+2	37	87	 HOLYOAK	Steven	GREAT BRITAIN AND NORTHERN IRELAND	GBR	141	20:53:43	<b>208,843</b>	9,99 km/h
36			36	152	 KRONEN TARANGEN	Bjorn Tore	NORWAY	NOR	141	20:56:21	<b>208,843</b>	9,97 km/h
37	↗	+1	38	117	 CERONI	Matteo	ITALY	ITA	141	20:57:34	<b>208,843</b>	9,96 km/h
38	↘	-3	35	208	 RIOPEL	Rich	UNITED STATES OF AMERICA	USA	140	20:47:04	<b>207,352</b>	9,98 km/h
39	↗	+3	42	82	 GERARDIN	Raphael	FRANCE	FRA	139	20:59:17	<b>205,861</b>	9,81 km/h
40	↗	+3	43	65	 MATAIX GRACIA	Miguel	SPAIN	ESP	138	20:57:45	<b>204,370</b>	9,75 km/h
41	↘	-1	40	67	 POLL	Cris	ESTONIA	EST	137	20:43:44	<b>202,879</b>	9,79 km/h
42	↘	-3	39	14	 REDFERN	Stephen	AUSTRALIA	AUS	136	20:43:29	<b>201,388</b>	9,72 km/h
43	↘	-2	41	121	 ROVERA	Paolo	ITALY	ITA	136	20:48:11	<b>201,388</b>	9,68 km/h
44			44	116	 BRAVI	Paolo	ITALY	ITA	136	20:51:15	<b>201,388</b>	9,66 km/h
45	↗	+5	50	35	 CRACCO JUNIOR	Urbano Dario	BRAZIL	BRA	135	20:52:40	<b>199,897</b>	9,57 km/h
46	↗	+3	49	75	 RONKAINEN	Tomi	FINLAND	FIN	135	20:53:13	<b>199,897</b>	9,57 km/h
47	↗	+5	52	21	 GLASER	Dominik	AUSTRIA	AUT	135	20:53:53	<b>199,897</b>	9,57 km/h
48	↗	+9	57	161	 BRACZYK	Krzysztof	POLAND	POL	135	20:59:54	<b>199,897</b>	9,52 km/h
49	↘	-2	47	49	 BRUNNER	Radek	CZECH REPUBLIC	CZE	134	20:50:05	<b>198,406</b>	9,52 km/h
50	↗	+8	58	56	 HEREJT	Petr	CZECH REPUBLIC	CZE	134	20:53:44	<b>198,406</b>	9,50 km/h
51	↗	+2	53	132	 BONDARS	Aivars		LAT	133	20:50:34	<b>196,915</b>	9,45 km/h
52	↗	+7	59	133	 KALNIŅŠ	Ritvars	LATVIA	LAT	133	20:51:46	<b>196,915</b>	9,44 km/h
53	↗	+8	61	89	 MacDONALD	Grant	GREAT BRITAIN AND NORTHERN IRELAND	GBR	133	20:58:53	<b>196,915</b>	9,39 km/h
54	↘	-6	48	182	 VIEUX	Florian	SWITZERLAND	SUI	132	20:13:35	<b>195,424</b>	9,66 km/h
55	↘	-1	54	64	 DE LAS HERAS MOYA	Nicolas	SPAIN	ESP	132	20:44:17	<b>195,424</b>	9,42 km/h
56	↗	+6	62	57	 FRIIS	Carsten	DENMARK	DEN	132	20:51:40	<b>195,424</b>	9,37 km/h
57	↘	-1	56	11	 LOVEDAY	Barry		AUS	132	20:53:17	<b>195,424</b>	9,36 km/h
58	↘	-13	45	212	 COURY	Nick		USA	131	19:49:57	<b>193,933</b>	9,78 km/h
59	↘	-13	46	6	 MORAN SALAS	Pedro	ARGENTINA	ARG	131	19:54:48	<b>193,933</b>	9,74 km/h
60	↘	-5	55	92	 STOCKS	Michael	GREAT BRITAIN AND NORTHERN IRELAND	GBR	131	20:40:58	<b>193,933</b>	9,38 km/h
61	↘	-1	60	38	 MOCHINACZ	Itacir	BRAZIL	BRA	131	20:51:46	<b>193,933</b>	9,30 km/h
62	↗	+1	63	13	 PEARSON	John		AUS	131	20:52:46	<b>193,933</b>	9,29 km/h
63	↗	+1	64	111	 KEITH	Eoin	IRELAND	IRL	131	20:58:00	<b>193,933</b>	9,25 km/h
64	↘	-13	51	135	 VECVAGARIS	Matīss		LAT	130	20:04:30	<b>192,442</b>	9,59 km/h
65	↗	+3	68	113	 GALLEN	Eddie	IRELAND	IRL	129	20:49:59	<b>190,951</b>	9,17 km/h
66	↗	+1	67	25	 PAVIC	Branislav	BOSNIA-HERZEGOVINA	BIH	129	20:51:07	<b>190,951</b>	9,16 km/h
67	↘	-2	65	174	 MIKLIC	Mirko Bogomir	SLOVENIA	SLO	129	20:58:20	<b>190,951</b>	9,10 km/h
68	↘	-2	66	215	 RODRIGUES	Vitor	PORTUGAL	POR	128	20:50:30	<b>189,460</b>	9,09 km/h
69	↗	+1	70	184	VÁLITALO	Dan	SWEDEN	SWE	128	20:52:20	<b>189,460</b>	9,08 km/h
70	↘	-1	69	170	TRUȘCĂ	Daniel	ROMANIA	ROU	128	20:53:59	<b>189,460</b>	9,07 km/h
71	↗	+6	77	16	YOON	John	AUSTRALIA	AUS	127	20:53:41	<b>187,969</b>	9,00 km/h
72	↗	+2	74	72	KUKKO	Jyrki	FINLAND	FIN	127	20:55:06	<b>187,969</b>	8,99 km/h
73			73	173	ROMAN	Radu	ROMANIA	ROU	127	20:56:16	<b>187,969</b>	8,98 km/h
74	↘	-2	72	22	HARTL	Herbert	AUSTRIA	AUT	126	20:48:36	<b>186,478</b>	8,96 km/h

Pos.	Evol.	Increase	Prev. Pos.	Bib	Name	Surname	Team	Country	Laps	Last lap time	Total distance	Avg speed km/h
75	↘	-4	71	96	LUX	Christoph	GERMANY	GER	126	20:54:04	<b>186,478</b>	8,92 km/h
76	↗	+4	80	107	SHARMA	Sunil	INDIA	IND	125	20:51:48	<b>184,987</b>	8,87 km/h
77	↗	+4	81	109	JAIN	Kanan	INDIA	IND	125	20:55:37	<b>184,987</b>	8,84 km/h
78			78	39	ROULIER	Sebastien	CANADA	CAN	125	20:59:00	<b>184,987</b>	8,82 km/h
79			79	209	ARMSTRONG	Greg	UNITED STATES OF AMERICA	USA	124	20:38:41	<b>183,496</b>	8,89 km/h
80	↘	-4	76	211	SLABY	Steve	UNITED STATES OF AMERICA	USA	124	20:53:30	<b>183,496</b>	8,78 km/h
81	↗	+7	88	126	ABIKO	Ryo	JAPAN	JPN	124	20:54:19	<b>183,496</b>	8,78 km/h
82			82	183	MACAJ	Ivan	SLOVAK REPUBLIC	SVK	124	20:55:29	<b>183,496</b>	8,77 km/h
83	↗	+6	89	108	MOHANTY	Pranaya Pratap	INDIA	IND	124	20:58:12	<b>183,496</b>	8,75 km/h
84	↗	+2	86	142	ZARAGOZA	Marco	MEXICO	MEX	123	20:42:35	<b>182,005</b>	8,79 km/h
85	↗	+5	90	3	KIERDELEWICZ	Nicolas	ARGENTINA	ARG	123	20:54:23	<b>182,005</b>	8,71 km/h
86	↗	+5	91	165	OLIVEIRA	Joao	PORTUGAL	POR	123	20:58:30	<b>182,005</b>	8,68 km/h
87	↗	+6	93	34	VIEIRA	Flavio Fernandes	BRAZIL	BRA	123	20:59:48	<b>182,005</b>	8,67 km/h
88	↘	-3	85	55	KOPEČNÝ	Dušan	CZECH REPUBLIC	CZE	122	20:48:54	<b>180,514</b>	8,67 km/h
89	↗	+9	98	188	WANG	Tao-Yuan	CHINESE TAIPEI	TPE	122	20:57:07	<b>180,514</b>	8,62 km/h
90	↗	+2	92	204	CAMEJO	Jonathan	URUGUAY	URU	122	20:59:47	<b>180,514</b>	8,60 km/h
91	↘	-16	75	95	LEUZE	Marcel	GERMANY	GER	121	17:29:24	<b>179,023</b>	10,24 km/h
92	↘	-8	84	42	PENNY	Blaine	CANADA	CAN	121	20:24:58	<b>179,023</b>	8,77 km/h
93	↘	-6	87	41	TABELEV	Oleg	CANADA	CAN	121	20:45:52	<b>179,023</b>	8,62 km/h
94			94	175	KREJAC	Damjan	SLOVENIA	SLO	121	20:47:06	<b>179,023</b>	8,61 km/h
95	↘	-12	83	33	SOUSA	Luciano Alves	BRAZIL	BRA	120	19:59:48	<b>177,532</b>	8,88 km/h
96			96	15	SYMONDS	Dan	AUSTRALIA	AUS	120	20:49:01	<b>177,532</b>	8,53 km/h
97	↗	+4	101	198	KRANNOV	Dmytro	UKRAINE	UKR	120	20:49:02	<b>177,532</b>	8,53 km/h
98	↗	+4	102	191	HSUEH	Ping-Cheng	CHINESE TAIPEI	TPE	120	20:50:48	<b>177,532</b>	8,52 km/h
99			99	5	MONTES DE OCA	Cristian	ARGENTINA	ARG	120	20:55:39	<b>177,532</b>	8,48 km/h
100	↘	-5	95	9	ECKFORD	Matthew	AUSTRALIA	AUS	120	20:58:21	<b>177,532</b>	8,46 km/h
101	↗	+7	108	150	ZUIDEMA	Nitish (Peter)	NETHERLANDS	NED	120	20:59:13	<b>177,532</b>	8,46 km/h
102	↗	+8	110	172	ANTONARU	Daniel	ROMANIA	ROU	119	20:42:54	<b>176,041</b>	8,50 km/h
103	↘	-6	97	115	O'SHEA	Alex	IRELAND	IRL	119	20:47:05	<b>176,041</b>	8,47 km/h
104	↗	+3	107	199	MIKHIEIEV	Dmytro	UKRAINE	UKR	119	20:54:58	<b>176,041</b>	8,42 km/h
105	↘	-2	103	134	VIETNIEKS	Mikelis	LATVIA	LAT	119	20:55:03	<b>176,041</b>	8,42 km/h
106	↘	-2	104	74	NIEMENMAA	Ville	FINLAND	FIN	119	20:58:43	<b>176,041</b>	8,39 km/h
107	↗	+2	109	137	LITVINAVIČIUS	Saulius	LITHUANIA	LTU	118	20:53:20	<b>174,550</b>	8,36 km/h
108	↗	+4	112	185	STEENE	Johan	SWEDEN	SWE	118	20:56:27	<b>174,550</b>	8,34 km/h
109	↘	-3	106	202	FERNÁNDEZ	Luis	URUGUAY	URU	117	20:44:29	<b>173,059</b>	8,34 km/h
110	↘	-5	105	181	WINGS	Samuel	SWITZERLAND	SUI	117	20:46:37	<b>173,059</b>	8,33 km/h
111	↘	-11	100	190	LI	Wang-Chang	CHINESE TAIPEI	TPE	116	20:37:46	<b>171,568</b>	8,32 km/h
112	↗	+2	114	99	MARIFOGLOU	Dimosthenis	GREECE	GRE	116	20:40:55	<b>171,568</b>	8,30 km/h
113	↗	+3	116	196	HOTSULIAK	Serhii	UKRAINE	UKR	116	20:51:23	<b>171,568</b>	8,23 km/h
114	↗	+3	117	130	BRAUNS	Didzis	LATVIA	LAT	116	20:52:47	<b>171,568</b>	8,22 km/h
115	↗	+4	119	77	LÄGLAND	Jan	FINLAND	FIN	115	20:50:54	<b>170,077</b>	8,16 km/h
116	↗	+5	121	32	CHARNASHEI	Yury	BELARUS	BLR	115	20:55:50	<b>170,077</b>	8,13 km/h
117	↗	+5	122	30	LAPUTS	Andrei	BELARUS	BLR	113	20:47:36	<b>167,095</b>	8,04 km/h
118	↗	+5	123	70	RÜÜTELMAA	Andrus	ESTONIA	EST	113	20:52:12	<b>167,095</b>	8,01 km/h
119	↘	-8	111	73	RANTA	Kari	FINLAND	FIN	112	19:46:35	<b>165,604</b>	8,37 km/h
120	↘	-5	115	19	MAYER	Georg	AUSTRIA	AUT	112	20:39:56	<b>165,604</b>	8,01 km/h
121	↗	+5	126	120	ROMANO	Stefano	ITALY	ITA	112	20:45:50	<b>165,604</b>	7,98 km/h
122	↗	+3	125	48	CABRAL	José Daniel	CAPE VERDE ISLANDS	CPV	112	20:55:19	<b>165,604</b>	7,92 km/h
123	↘	-10	113	7	BERTON	Pablo	ARGENTINA	ARG	111	19:44:35	<b>164,113</b>	8,31 km/h
124	↘	-6	118	62	BATSBURG	Bruno	DENMARK	DEN	111	19:57:47	<b>164,113</b>	8,22 km/h
125	↗	+4	129	45	SEMEDO MOREIRA	Nataniel de Jesus	CAPE VERDE ISLANDS	CPV	111	20:55:19	<b>164,113</b>	7,84 km/h
126	↘	-6	120	178	IVANOVIC	Boris	SLOVENIA	SLO	110	19:01:09	<b>162,622</b>	8,55 km/h
127			127	61	JØRGENSEN	Klaus Pirker	DENMARK	DEN	110	20:56:42	<b>162,622</b>	7,76 km/h
128			128	18	MICHALITZ	Andreas	AUSTRIA	AUT	109	20:55:13	<b>161,131</b>	7,70 km/h
129	↗	+1	130	60	STEENBERG	Thomas	DENMARK	DEN	109	20:56:07	<b>161,131</b>	7,70 km/h
130	↘	-6	124	98	WILSDORF	Stefan	GERMANY	GER	108	16:55:32	<b>159,640</b>	9,43 km/h
131	↗	+6	137	131	PORMEISTERS	Uldis	LATVIA	LAT	108	20:58:59	<b>159,640</b>	7,61 km/h
132	↗	+3	135	154	BOTHA	Wayne	NEW ZEALAND	NZL	107	20:49:19	<b>158,149</b>	7,60 km/h
133			133	149	BINSBERGEN, VAN	Arjan	NETHERLANDS	NED	106	20:40:31	<b>156,658</b>	7,58 km/h
134	↗	+2	136	138	SKINULIS	Aurimas	LITHUANIA	LTU	106	20:43:49	<b>156,658</b>	7,56 km/h
135	↗	+8	143	27	RAHOISHA	Piotr	BELARUS	BLR	106	20:57:17	<b>156,658</b>	7,48 km/h
136	↘	-2	134	43	MASTERS	Daniel	CANADA	CAN	106	20:57:33	<b>156,658</b>	7,47 km/h
137	↗	+1	138	146	DE LOS SANTOS	Oscar	MEXICO	MEX	106	20:58:11	<b>156,658</b>	7,47 km/h
138	↗	+2	140	167	CARDOSO DIAS	Daniel	PORTUGAL	POR	105	20:41:20	<b>155,167</b>	7,50 km/h
139	↘	-8	131	160	BASA	Przemyslaw	POLAND	POL	104	15:33:23	<b>153,676</b>	9,88 km/h
140	↘	-8	132	192	CHANG	Chung-Yi	CHINESE TAIPEI	TPE	103	16:22:35	<b>152,185</b>	9,29 km/h
141	↗	+6	147	127	LUCĀNS	Nikolajs	LATVIA	LAT	103	20:57:12	<b>152,185</b>	7,26 km/h
142	↘	-3	139	171	IFARKAS	Răzvan	ROMANIA	ROU	102	19:23:21	<b>150,694</b>	7,77 km/h
143	↗	+3	146	141	GOMEZ	Rodrigo	MEXICO	MEX	102	20:39:58	<b>150,694</b>	7,29 km/h
144	↗	+1	145	177	MARKO	Fercm	SLOVENIA	SLO	102	20:41:12	<b>150,694</b>	7,28 km/h
145	↘	-4	141	59	SØRENSEN	Kim Klitgaard	DENMARK	DEN	101	16:13:38	<b>149,203</b>	9,19 km/h
146	↘	-4	142	156	CORREA	Anibal	PARAGUAY	PAR	101	16:29:18	<b>149,203</b>	9,05 km/h
147	↗	+3	150	28	ANATSKA	Leandrid	BELARUS	BLR	101	20:55:59	<b>149,203</b>	7,13 km/h
148	↘	-4	144	53	KRAJČA	Rudolf	CZECH REPUBLIC	CZE	100	17:39:39	<b>147,712</b>	8,36 km/h

Pos.	Evol.	Increase	Prev. Pos.	Bib	Name	Surname	Team	Country	Laps	Last lap time	Total distance	Avg speed km/h	
149	↗	+6	155	100		MICHOPOULOS	Marios	GREECE	GRE	100	20:50:28	147,712	7,09 km/h
150	↗	+1	151	186		KAO	Chih-Ming	CHINESE TAIPEI	TPE	100	20:57:16	147,712	7,05 km/h
151	↘	-3	148	4		BARNES	Pablo	ARGENTINA	ARG	99	19:49:03	146,221	7,38 km/h
152	↗	+6	158	157		PELOZO	Alejandro	PARAGUAY	PAR	99	20:51:26	146,221	7,01 km/h
153	↗	+1	154	153		HARRE	Graeme	NEW ZEALAND	NZL	99	20:57:32	146,221	6,98 km/h
154	↘	-2	152	47		SILVA TAVARES	Orlando	CAPE VERDE ISLANDS	CPV	98	20:46:07	144,730	6,97 km/h
155	↘	-2	153	197		KHRYSTENOK	Valerii	UKRAINE	UKR	98	20:49:50	144,730	6,95 km/h
156	↘	-7	149	176		SRNEC	Uros	SLOVENIA	SLO	97	14:42:42	138,239	9,74 km/h
157	↗	+2	159	26		BARIC	Zdravko	BOSNIA-HERZEGOVINA	BIH	96	20:56:17	141,748	6,77 km/h
158	↗	+3	161	68		SEEPÖLD	Rain	ESTONIA	EST	95	20:43:41	140,257	6,77 km/h
159	↗	+1	160	2		BERENGUER GRAELL	Joan Antoni	ANDORRA	AND	95	20:51:35	140,257	6,72 km/h
160	↘	-4	156	205		GUERRA	Ricardo	URUGUAY	URU	94	19:55:26	138,766	6,96 km/h
161	↘	-4	157	179		GACIK	Saša	SERBIA	SRB	93	14:46:17	137,275	9,29 km/h
162			162	147		MIHOV	Trajche	NORTH MACEDONIA	MKD	93	20:47:20	137,275	6,60 km/h
163	↗	+5	168	66		DELGADO GIL	Ruben	SPAIN	ESP	93	20:53:56	137,275	6,57 km/h
164	↗	+3	167	189		CHOU	Chun-Hung	CHINESE TAIPEI	TPE	92	20:50:06	135,784	6,52 km/h
165	↗	+1	166	31		DRAHUN	Barys	BELARUS	BLR	92	20:53:43	135,784	6,50 km/h
166	↘	-3	163	114		MULLINS	Padraig	IRELAND	IRL	89	14:50:11	131,311	8,85 km/h
167	↘	-3	164	24		JUNUZOVIC	Rasim	BOSNIA-HERZEGOVINA	BIH	89	16:40:49	131,311	7,87 km/h
168	↗	+2	170	129		CĀBULIS	Pēteris	LATVIA	LAT	89	20:42:22	131,311	6,34 km/h
169	↘	-4	165	187		KANG	Ting-Jui	CHINESE TAIPEI	TPE	88	18:25:27	129,820	7,05 km/h
170	↘	-1	169	119		LEONELLI	Nicolas	ITALY	ITA	86	13:04:22	126,838	9,70 km/h
171			171	158		RADZIKOWSKI	Andrzej	POLAND	POL	85	15:24:25	125,347	8,14 km/h
172	↗	+1	173	140		ROBLES	Octaviano	MEXICO	MEX	85	20:53:37	125,347	6,00 km/h
173	↘	-1	172	106		SAH	Binay Kumar	INDIA	IND	84	15:05:43	123,856	8,20 km/h
174	↗	+3	177	155		McDOWALL	Andrew	NEW ZEALAND	NZL	83	20:45:06	122,365	5,90 km/h
175	↘	-1	174	81		DILMI	Ludovic	FRANCE	FRA	81	12:15:40	119,383	9,74 km/h
176	↘	-1	175	122		VERDUCCI	Luca	ITALY	ITA	81	13:09:42	119,383	9,07 km/h
177	↘	-1	176	195		BIALOBRZYESKYI	Andrii	UKRAINE	UKR	81	14:30:56	119,383	8,22 km/h
178			178	145		MACDONELL	Brawny	MEXICO	MEX	77	16:36:27	113,419	6,83 km/h
179			179	128		KUMPIŅŠ	Ainārs	LATVIA	LAT	75	09:33:59	110,437	11,54 km/h
180			180	194		LIN	Kun-Hsien		TPE	75	18:08:41	110,437	6,09 km/h
181	↗	+3	184	29		LAPUTS	Anatoli	BELARUS	BLR	74	20:47:33	108,946	5,24 km/h
182	↘	-1	181	112		HOGAN	Aidan	IRELAND	IRL	73	10:23:01	107,455	10,35 km/h
183	↘	-1	182	17		KLAMMER	Günter	AUSTRIA	AUT	73	12:00:16	107,455	8,95 km/h
184	↘	-1	183	58		HANSEN	Kim	DENMARK	DEN	73	19:20:20	107,455	5,56 km/h
185	↗	+3	188	193		LAI	Kao-Ynag		TPE	73	20:55:52	107,455	5,13 km/h
186	↘	-1	185	69		VIRMA	Ragnar	ESTONIA	EST	72	15:14:45	105,964	6,95 km/h
187	↘	-1	186	143		MENESES	Mario	MEXICO	MEX	72	19:55:46	105,964	5,32 km/h
188	↗	+1	189	148		DIMOV	Zoran	NORTH MACEDONIA	MKD	72	20:47:58	105,964	5,09 km/h
189	↘	-2	187	37		ALMEIDA SANTOS	Gustavo Medeiros de	BRAZIL	BRA	71	10:44:42	104,473	9,72 km/h
190			190	203		RIVERO	Hector	URUGUAY	URU	69	12:53:14	101,491	7,88 km/h
191			191	20		DIEPLINGER	Günter	AUSTRIA	AUT	68	13:07:55	100,000	7,62 km/h
192			192	200		SHYPUNOV	Valerii	UKRAINE	UKR	68	14:28:24	100,000	6,91 km/h
193			193	71		VENNIKAS	Peeter	ESTONIA	EST	68	19:54:55	100,000	5,02 km/h
194			194	23		ABDAKOVIC	Mirsad	BOSNIA-HERZEGOVINA	BIH	68	20:45:56	100,000	4,82 km/h
195			195	180		ŠULJA	Mihail	SERBIA	SRB	66	10:32:42	97,018	9,20 km/h
196			196	144		NOGALES	Edy		MEX	63	20:58:58	92,545	4,41 km/h
197	↗	+1	198	40		GAUDET	Wayne	CANADA	CAN	57	20:57:34	83,599	3,99 km/h
198	↘	-1	197	139		VAZQUEZ	Eduardo	MEXICO	MEX	56	09:29:57	82,108	8,64 km/h
199			199	51		MAREK	Pavel	CZECH REPUBLIC	CZE	49	10:10:37	71,671	7,04 km/h
200			200	104		BÜKI	Tivadar	HUNGARY	HUN	41	05:39:34	59,743	10,56 km/h
201			201	76		FORSELL	Marko	FINLAND	FIN	30	05:04:36	43,342	8,54 km/h
202			202	1		NEKMOUCHE	Mohamed	ALGERIA	ALG	30	05:38:26	43,342	7,68 km/h
203			203	44		TOMAJKO	Stephen	CANADA	CAN	27	04:06:02	38,869	9,48 km/h
204			204	36		VILARES	Cleber Castilhana	BRAZIL	BRA	18	02:33:35	25,450	9,94 km/h
205			205	169		IONIȚĂ	Florin Sebastian	ROMANIA	ROU	16	01:59:13	22,468	11,31 km/h