
























































Pos.	Evol.	Increase	Prev. Pos.	Bib	Name	Surname	Team	Country	Laps	Last lap time	Total distance	Avg speed km/h
1			1	136	SOROKIN	Aleksandr	LITHUANIA	LTU	158	19:54:15	234,190	11,77 km/h
2	↗	+1	3	103	BÓDIS	Tamás	HUNGARY	HUN	156	19:53:05	231,208	11,63 km/h
3	↘	-1	2	79	CLAVERY	Erik	FRANCE	FRA	156	19:54:34	231,208	11,61 km/h
4			4	63	PENALVA LOPEZ	Ivan	SPAIN	ESP	155	19:52:32	229,717	11,56 km/h
5			5	206	LEBLOND	Olivier	UNITED STATES OF AMERICA	USA	154	19:55:38	228,226	11,45 km/h
6			6	207	JACKSON	Jacob	UNITED STATES OF AMERICA	USA	153	19:55:47	226,735	11,38 km/h
7			7	159	PIOTROWSKI	Andrzej	POLAND	POL	152	19:57:31	225,244	11,29 km/h
8	↗	+1	9	54	VELIČKA	Ondřej	CZECH REPUBLIC	CZE	150	19:56:53	222,262	11,14 km/h
9	↘	-1	8	101	CSÉCSEI	Zoltán	HUNGARY	HUN	150	19:59:46	222,262	11,12 km/h
10			10	201	TKACHUK	Andrii	UKRAINE	UKR	149	19:57:21	220,771	11,06 km/h
11	↗	+1	12	83	RUEL	Stephane	FRANCE	FRA	147	19:55:46	217,789	10,93 km/h
12	↘	-1	11	124	INOUE	Shingo	JAPAN	JPN	146	19:55:53	216,298	10,85 km/h
13			13	210	LEWIS	Harvey	UNITED STATES OF AMERICA	USA	146	19:56:30	216,298	10,85 km/h
14	↗	+3	17	8	BRETZ	Kay	AUSTRALIA	AUS	145	19:54:36	214,807	10,79 km/h
15	↘	-1	14	105	NARAYANA	Ullas	INDIA	IND	144	19:54:36	213,316	10,71 km/h
16	↗	+2	18	88	LAWSON	Daniel	GREAT BRITAIN AND NORTHERN IRELAND	GBR	144	19:56:01	213,316	10,70 km/h
17	↗	+4	21	80	COSTA	Valentin	FRANCE	FRA	143	19:50:49	211,825	10,67 km/h
18	↘	-3	15	125	NARAKI	Toshiro	JAPAN	JPN	143	19:51:28	211,825	10,67 km/h
19	↗	+1	20	164	KOT	Rafal		POL	143	19:53:46	211,825	10,65 km/h
20	↗	+2	22	90	MASKELL	Paul	GREAT BRITAIN AND NORTHERN IRELAND	GBR	143	19:56:18	211,825	10,62 km/h
21	↘	-2	19	166	GIL	Luis	PORTUGAL	POR	142	19:52:35	210,334	10,58 km/h
22	↗	+4	26	123	TAKAHASHI	Nobuyuki	JAPAN	JPN	141	19:51:08	208,843	10,52 km/h
23	↗	+2	25	12	MULLER	Kevin	AUSTRALIA	AUS	141	19:52:09	208,843	10,51 km/h
24	↗	+3	27	91	STEWART	James	GREAT BRITAIN AND NORTHERN IRELAND	GBR	141	19:54:37	208,843	10,49 km/h
25	↘	-1	24	102	HALAMA	Levente	HUNGARY	HUN	141	19:55:51	208,843	10,48 km/h
26	↗	+2	28	84	RUIZ	Patrick	FRANCE	FRA	141	19:56:04	208,843	10,48 km/h
27	↘	-4	23	151	NORUM	Jo Inge	NORWAY	NOR	141	19:58:43	208,843	10,45 km/h
28	↘	-12	16	97	WEBER	Felix	GERMANY	GER	140	19:24:40	207,352	10,68 km/h
29			29	118	GRASSI	Matteo	ITALY	ITA	140	19:59:13	207,352	10,37 km/h
30			30	94	HOSL	Patrick	GERMANY	GER	139	19:50:03	205,861	10,38 km/h
31	↗	+1	32	50	HORČIČKA	Jiří	CZECH REPUBLIC	CZE	137	19:50:13	202,879	10,23 km/h
32	↗	+2	34	162	WERESZCZAK	Andrzej	POLAND	POL	137	19:52:41	202,879	10,21 km/h
33	↗	+4	37	10	HORSBURGH	Ewan	AUSTRALIA	AUS	137	19:58:53	202,879	10,15 km/h
34	↘	-1	33	163	MALYSZEK	Leszek	POLAND	POL	137	19:58:58	202,879	10,15 km/h
35	↘	-4	31	208	RIOPEL	Rich	UNITED STATES OF AMERICA	USA	136	19:50:18	201,388	10,15 km/h
36	↘	-1	35	152	KRONEN TARANGEN	Bjorn Tore	NORWAY	NOR	135	19:50:32	199,897	10,07 km/h
37	↗	+1	38	87	HOLYOAK	Steven	GREAT BRITAIN AND NORTHERN IRELAND	GBR	135	19:50:34	199,897	10,07 km/h
38	↗	+4	42	117	CERONI	Matteo	ITALY	ITA	134	19:50:38	198,406	10,00 km/h
39			39	14	REDFERN	Stephen	AUSTRALIA	AUS	133	19:46:42	196,915	9,96 km/h
40	↗	+5	45	67	POLL	Cris	ESTONIA	EST	133	19:59:52	196,915	9,85 km/h
41	↗	+3	44	121	ROVERA	Paolo	ITALY	ITA	132	19:55:47	195,424	9,81 km/h
42	↗	+8	50	82	GERARDIN	Raphael	FRANCE	FRA	132	19:58:41	195,424	9,78 km/h
43	↗	+3	46	65	MATAIX GRACIA	Miguel	SPAIN	ESP	132	19:59:57	195,424	9,77 km/h
44	↗	+4	48	116	BRAVI	Paolo	ITALY	ITA	131	19:47:31	193,933	9,80 km/h
45	↘	-9	36	212	COURY	Nick		USA	131	19:49:57	193,933	9,78 km/h
46	↗	+1	47	6	MORAN SALAS	Pedro	ARGENTINA	ARG	131	19:54:48	193,933	9,74 km/h
47	↘	-7	40	49	BRUNNER	Radek	CZECH REPUBLIC	CZE	131	19:55:35	193,933	9,73 km/h
48	↘	-7	41	182	VIEUX	Florian	SWITZERLAND	SUI	130	19:19:02	192,442	9,96 km/h
49	↗	+6	55	75	RONKAINEN	Tomi	FINLAND	FIN	130	19:58:31	192,442	9,63 km/h
50	↗	+6	56	35	CRACCO JUNIOR	Urbano Dario	BRAZIL	BRA	130	19:58:59	192,442	9,63 km/h
51	↘	-8	43	135	VECVAGARIS	Matīss		LAT	129	19:21:19	190,951	9,87 km/h
52	↗	+6	58	21	GLASER	Dominik	AUSTRIA	AUT	129	19:49:44	190,951	9,63 km/h
53	↘	-2	51	132	BONDARS	Aivars		LAT	129	19:51:36	190,951	9,61 km/h
54	↘	-2	52	64	DE LAS HERAS MOYANO	Nicolas	SPAIN	ESP	129	19:55:31	190,951	9,58 km/h
55	↘	-6	49	92	STOCKS	Michael	GREAT BRITAIN AND NORTHERN IRELAND	GBR	128	19:42:58	189,460	9,61 km/h
56	↘	-3	53	11	LOVEDAY	Barry		AUS	128	19:47:06	189,460	9,58 km/h
57			57	161	BRACZYK	Krzysztof	POLAND	POL	128	19:49:12	189,460	9,56 km/h
58	↗	+1	59	56	HEREJT	Petr	CZECH REPUBLIC	CZE	128	19:51:59	189,460	9,54 km/h
59	↘	-5	54	133	KALNIŅŠ	Ritvars	LATVIA	LAT	128	19:57:17	189,460	9,49 km/h
60	↗	+1	61	38	MOCHINACZ	Itacir	BRAZIL	BRA	127	19:54:05	187,969	9,45 km/h
61	↘	-1	60	89	MacDONALD	Grant	GREAT BRITAIN AND NORTHERN IRELAND	GBR	127	19:56:40	187,969	9,42 km/h
62	↗	+2	64	57	FRIIS	Carsten	DENMARK	DEN	126	19:50:52	186,478	9,40 km/h
63			63	13	PEARSON	John		AUS	126	19:56:32	186,478	9,35 km/h
64	↗	+3	67	111	KEITH	Eoin	IRELAND	IRL	125	19:56:59	184,987	9,27 km/h
65			65	174	MIKLIC	Mirko Bogomir	SLOVENIA	SLO	125	19:57:41	184,987	9,27 km/h
66			66	215	RODRIGUES	Vitor	PORTUGAL	POR	124	19:54:58	183,496	9,21 km/h
67	↗	+4	71	25	PAVIC	Branislav	BOSNIA-HERZEGOVINA	BIH	124	19:57:45	183,496	9,19 km/h
68	↗	+4	72	113	GALLEN	Eddie	IRELAND	IRL	124	19:59:36	183,496	9,18 km/h
69	↗	+1	70	170	TRUȘCĂ	Daniel	ROMANIA	ROU	123	19:50:33	182,005	9,17 km/h
70	↗	+4	74	184	VÄLITALO	Dan	SWEDEN	SWE	123	19:57:59	182,005	9,12 km/h
71	↘	-2	69	96	LUX	Christoph	GERMANY	GER	123	19:59:17	182,005	9,11 km/h
72	↗	+1	73	22	HARTL	Herbert	AUSTRIA	AUT	122	19:51:32	180,514	9,09 km/h
73	↘	-5	68	173	ROMAN	Radu	ROMANIA	ROU	122	19:54:10	180,514	9,07 km/h
74	↗	+1	75	72	KUKKO	Jyrki	FINLAND	FIN	122	19:55:52	180,514	9,06 km/h

Pos.	Evol.	Increase	Prev. Pos.	Bib	Name	Surname	Team	Country	Laps	Last lap time	Total distance	Avg speed km/h
75	↘	-13	62	95	LEUZE	Marcel	GERMANY	GER	121	17:29:24	179,023	10,24 km/h
76	↗	+9	85	211	SLABY	Steve	UNITED STATES OF AMERICA	USA	121	19:55:50	179,023	8,98 km/h
77	↗	+7	84	16	YOON	John	AUSTRALIA	AUS	121	19:57:12	179,023	8,97 km/h
78	↘	-2	76	39	ROULIER	Sebastien	CANADA	CAN	121	19:58:05	179,023	8,97 km/h
79	↗	+3	82	209	ARMSTRONG	Greg	UNITED STATES OF AMERICA	USA	120	19:48:08	177,532	8,97 km/h
80			80	107	SHARMA	Sunil	INDIA	IND	120	19:53:27	177,532	8,93 km/h
81	↗	+5	86	109	JAIN	Kanan	INDIA	IND	120	19:56:06	177,532	8,91 km/h
82	↘	-3	79	183	MACAJ	Ivan	SLOVAK REPUBLIC	SVK	120	19:56:30	177,532	8,90 km/h
83	↘	-6	77	33	SOUSA	Luciano Alves	BRAZIL	BRA	120	19:59:48	177,532	8,88 km/h
84	↘	-6	78	42	PENNY	Blaine	CANADA	CAN	119	19:38:28	176,041	8,96 km/h
85	↘	-4	81	55	KOPEČNÝ	Dušan	CZECH REPUBLIC	CZE	119	19:45:45	176,041	8,91 km/h
86	↗	+6	92	142	ZARAGOZA	Marco	MEXICO	MEX	119	19:50:54	176,041	8,87 km/h
87	↘	-4	83	41	TABELEV	Oleg	CANADA	CAN	119	19:55:06	176,041	8,84 km/h
88	↗	+1	89	126	ABIKO	Ryo	JAPAN	JPN	119	19:56:31	176,041	8,83 km/h
89	↗	+1	90	108	MOHANTY	Pranaya Pratap	INDIA	IND	119	19:58:07	176,041	8,82 km/h
90	↘	-2	88	3	KIERDELEWICZ	Nicolas	ARGENTINA	ARG	118	19:49:13	174,550	8,81 km/h
91			91	165	OLIVEIRA	Joao	PORTUGAL	POR	118	19:54:46	174,550	8,77 km/h
92	↗	+2	94	204	CAMEJO	Jonathan	URUGUAY	URU	118	19:59:45	174,550	8,73 km/h
93	↗	+5	98	34	VIEIRA	Flavio Fernandes	BRAZIL	BRA	117	19:52:14	173,059	8,71 km/h
94	↘	-1	93	175	KREJAC	Damjan	SLOVENIA	SLO	117	19:55:09	173,059	8,69 km/h
95	↘	-8	87	9	ECKFORD	Matthew	AUSTRALIA	AUS	117	19:58:35	173,059	8,66 km/h
96	↗	+3	99	15	SYMONDS	Dan	AUS	AUS	116	19:49:19	171,568	8,66 km/h
97	↘	-2	95	115	O'SHEA	Alex	IRELAND	IRL	116	19:50:49	171,568	8,64 km/h
98	↗	+2	100	188	WANG	Tao-Yuan	CHINESE TAIPEI	TPE	116	19:55:40	171,568	8,61 km/h
99	↗	+2	101	5	MONTES DE OCA	Cristian	ARGENTINA	ARG	115	19:50:11	170,077	8,57 km/h
100	↘	-3	97	190	LI	Wang-Chang	CHINESE TAIPEI	TPE	115	19:51:33	170,077	8,56 km/h
101	↗	+11	112	198	KRASNOV	Dmytro	UKRAINE	UKR	115	19:53:31	170,077	8,55 km/h
102	↗	+4	106	191	HSUEH	Ping-Cheng	CHINESE TAIPEI	TPE	115	19:56:46	170,077	8,53 km/h
103	↗	+2	105	134	VIETNIEKS	Mikelis	LATVIA	LAT	115	19:58:31	170,077	8,51 km/h
104	↘	-1	103	74	NIEMENMAA	Ville	FINLAND	FIN	115	19:59:17	170,077	8,51 km/h
105	↘	-9	96	181	WINGS	Samuel	SWITZERLAND	SUI	114	19:29:36	168,586	8,65 km/h
106	↘	-4	102	202	FERNÁNDEZ	Luis	URUGUAY	URU	114	19:49:56	168,586	8,50 km/h
107	↗	+1	108	199	MIKHIEIEV	Dmytro	UKRAINE	UKR	114	19:50:02	168,586	8,50 km/h
108	↗	+5	113	150	ZUIDEMA	Nitish (Peter)	NETHERLANDS	NED	114	19:51:05	168,586	8,49 km/h
109	↘	-2	107	137	LITVINAVIČIUS	Saulius	LITHUANIA	LTU	114	19:52:31	168,586	8,48 km/h
110	↗	+1	111	172	ANTONARU	Daniel	ROMANIA	ROU	114	19:54:17	168,586	8,47 km/h
111	↘	-7	104	73	RANTA	Kari	FINLAND	FIN	112	19:46:35	165,604	8,37 km/h
112	↗	+10	122	185	STEENE	Johan	SWEDEN	SWE	112	19:57:12	165,604	8,30 km/h
113	↗	+3	116	7	BERTON	Pablo	ARGENTINA	ARG	111	19:44:35	164,113	8,31 km/h
114	↗	+4	118	99	MARIFOGLOU	Dimosthenis	GREECE	GRE	111	19:47:00	164,113	8,30 km/h
115	↘	-5	110	19	MAYER	Georg	AUSTRIA	AUT	111	19:52:46	164,113	8,26 km/h
116	↗	+5	121	196	HOTSULIAK	Serhii	UKR	UKR	111	19:54:41	164,113	8,24 km/h
117	↗	+7	124	130	BRAUNS	Didzis	LATVIA	LAT	111	19:56:25	164,113	8,23 km/h
118	↘	-3	115	62	BATSBERG	Bruno	DENMARK	DEN	111	19:57:47	164,113	8,22 km/h
119			119	77	LÄGLAND	Jan	FINLAND	FIN	111	19:59:29	164,113	8,21 km/h
120	↘	-11	109	178	IVANOVIC	Boris	SLOVENIA	SLO	110	19:01:09	162,622	8,55 km/h
121	↗	+2	123	32	CHARNASHEI	Yury	BELARUS	BLR	110	19:53:23	162,622	8,18 km/h
122	↗	+4	126	30	LAPUTS	Andrei	BELARUS	BLR	110	19:59:11	162,622	8,14 km/h
123	↗	+4	127	70	RÜÜTELMAA	Andrus	ESTONIA	EST	109	19:52:50	161,131	8,10 km/h
124	↘	-10	114	98	WILSDORF	Stefan	GERMANY	GER	108	16:55:32	159,640	9,43 km/h
125	↗	+5	130	48	CABRAL	José Daniel	CAPE VERDE ISLANDS	CPV	108	19:56:05	159,640	8,01 km/h
126	↘	-9	117	120	ROMANO	Stefano	ITA	107	18:07:39	158,149	8,72 km/h	
127	↘	-7	120	61	JØRGENSEN	Klaus Pirker	DENMARK	DEN	107	19:43:45	158,149	8,02 km/h
128	↗	+1	129	18	MICHALITZ	Andreas	AUSTRIA	AUT	107	19:54:56	158,149	7,94 km/h
129	↗	+4	133	45	SEMEDO MOREIRA	Nataniel de Jesus	CAPE VERDE ISLANDS	CPV	106	19:46:17	156,658	7,92 km/h
130	↗	+2	132	60	STEENBERG	Thomas	DENMARK	DEN	105	19:37:05	155,167	7,91 km/h
131	↘	-6	125	160	BASA	Przemyslaw	POLAND	POL	104	15:33:23	153,676	9,88 km/h
132	↘	-4	128	192	CHANG	Chung-Yi	TPE	TPE	103	16:22:35	152,185	9,29 km/h
133	↗	+7	140	149	BINSBERGEN, VAN	Arjan	NETHERLANDS	NED	103	19:34:03	152,185	7,78 km/h
134	↗	+3	137	43	MASTERS	Daniel	CANADA	CAN	103	19:40:02	152,185	7,74 km/h
135	↗	+7	142	154	BOTHA	Wayne	NEW ZEALAND	NZL	103	19:48:10	152,185	7,69 km/h
136	↘	-5	131	138	SKINULIS	Aurimas	LITHUANIA	LTU	103	19:51:12	152,185	7,67 km/h
137	↗	+7	144	131	PORMEISTERS	Uldis	LATVIA	LAT	103	19:53:15	152,185	7,65 km/h
138	↗	+1	139	146	DE LOS SANTOS	Oscar	MEXICO	MEX	103	19:54:06	152,185	7,65 km/h
139	↘	-3	136	171	FARKAS	Rázvan	ROMANIA	ROU	102	19:23:21	150,694	7,77 km/h
140	↗	+1	141	167	CARDOSO DIAS	Daniel	PORTUGAL	POR	102	19:52:40	150,694	7,58 km/h
141	↘	-7	134	59	SØRENSEN	Kim Klitgaard	DENMARK	DEN	101	16:13:38	149,203	9,19 km/h
142	↘	-7	135	156	CORREA	Anibal	PARAGUAY	PAR	101	16:29:18	149,203	9,05 km/h
143			143	27	RAHOISHA	Piotr	BELARUS	BLR	101	19:48:00	149,203	7,54 km/h
144	↘	-6	138	53	KRAJČA	Rudolf	CZECH REPUBLIC	CZE	100	17:39:39	147,712	8,36 km/h
145			145	177	MARKO	Femc	SLOVENIA	SLO	100	19:41:22	147,712	7,50 km/h
146	↗	+2	148	141	GOMEZ	Rodrigo	MEXICO	MEX	100	19:55:47	147,712	7,41 km/h
147			147	127	LUCĀNS	Nikolajs	LAT	99	19:44:17	146,221	7,41 km/h	
148	↗	+1	149	4	BARNES	Pablo	ARGENTINA	ARG	99	19:49:03	146,221	7,38 km/h

Pos.	Evol.	Increase	Prev. Pos.	Bib	Name	Surname	Team	Country	Laps	Last lap time	Total distance	Avg speed km/h
149	↘	-3	146	176	 SRNEC	Uros	SLOVENIA	SLO	97	14:42:42	143,239	9,74 km/h
150	↗	+2	152	28	 ANATSKA	Leanid	BELARUS	BLR	97	19:44:14	143,239	7,26 km/h
151	↗	+3	154	186	 KAO	Chih-Ming	CHINESE TAIPEI	TPE	96	19:51:25	141,748	7,14 km/h
152	↗	+1	153	47	 SILVA TAVARES	Orlando	CAPE VERDE ISLANDS	CPV	96	19:59:49	141,748	7,09 km/h
153	↘	-2	151	197	 KHRYSTENOK	Valerii	UKRAINE	UKR	95	19:39:09	140,257	7,14 km/h
154	↗	+3	157	153	 HARRE	Graeme	NEW ZEALAND	NZL	95	19:50:07	140,257	7,07 km/h
155	↗	+3	158	100	 MICHOPoulos	Marios	GREECE	GRE	95	19:54:53	140,257	7,04 km/h
156			156	205	 GUERRA	Ricardo	URUGUAY	URU	94	19:55:26	138,766	6,96 km/h
157	↘	-7	150	179	 GACIK	Saša	SERBIA	SRB	93	14:46:17	137,275	9,29 km/h
158	↘	-3	155	157	 PELOZO	Alejandro	PARAGUAY	PAR	93	19:50:57	137,275	6,92 km/h
159	↗	+5	164	26	 BARIC	Zdravko	BOSNIA-HERZEGOVINA	BIH	92	19:45:28	135,784	6,87 km/h
160	↗	+3	163	2	 BERENGUER GRAE	Joan Antoni	ANDORRA	AND	92	19:51:32	135,784	6,84 km/h
161	↘	-2	159	68	 SEEPÖLD	Rain	ESTONIA	EST	91	19:04:07	134,293	7,04 km/h
162	↗	+3	165	147	 MIHOV	Trajche	NORTH MACEDONIA	MKD	90	19:52:54	132,802	6,68 km/h
163	↘	-3	160	114	 MULLINS	Padraig	IRELAND	IRL	89	14:50:11	131,311	8,85 km/h
164	↘	-3	161	24	 JUNUZOVIC	Rasim	BOSNIA-HERZEGOVINA	BIH	89	16:40:49	131,311	7,87 km/h
165	↘	-3	162	187	 KANG	Ting-Jui	CHINESE TAIPEI	TPE	88	18:25:27	129,820	7,05 km/h
166	↗	+3	169	31	 DRAHUN	Barys	BELARUS	BLR	88	19:46:55	129,820	6,56 km/h
167	↗	+5	172	189	 CHOU	Chun-Hung	CHINESE TAIPEI	TPE	88	19:57:24	129,820	6,51 km/h
168	↗	+3	171	66	 DELGADO GIL	Ruben	SPAIN	ESP	88	19:59:57	129,820	6,49 km/h
169	↘	-3	166	119	 LEONELLI	Nicolas	ITALY	ITA	86	13:04:22	126,838	9,70 km/h
170	↘	-3	167	129	 CĀBULIS	Pēteris	LATVIA	LAT	86	18:42:25	126,838	6,78 km/h
171	↘	-3	168	158	 RADZIKOWSKI	Andrzej	POLAND	POL	85	15:24:25	125,347	8,14 km/h
172	↘	-2	170	106	 SAH	Binay Kumar	INDIA	IND	84	15:05:43	123,856	8,20 km/h
173	↗	+4	177	140	 ROBLES	Octaviano	MEXICO	MEX	82	19:54:07	120,874	6,07 km/h
174	↘	-1	173	81	 DILMI	Ludovic	FRANCE	FRA	81	12:15:40	119,383	9,74 km/h
175	↘	-1	174	122	 VERDUCCI	Luca	ITALY	ITA	81	13:09:42	119,383	9,07 km/h
176	↘	-1	175	195	 BIALOBRZESKYI	Andrii	UKRAINE	UKR	81	14:30:56	119,383	8,22 km/h
177	↘	-1	176	155	 McDOWALL	Andrew	NEW ZEALAND	NZL	80	19:52:58	117,892	5,93 km/h
178			178	145	 MACDONELL	Brawny	MEXICO	MEX	77	16:36:27	113,419	6,83 km/h
179			179	128	 KUMPIŅŠ	Ainārs	LATVIA	LAT	75	09:33:59	110,437	11,54 km/h
180			180	194	 LIN	Kun-Hsien		TPE	75	18:08:41	110,437	6,09 km/h
181			181	112	 HOGAN	Aidan	IRELAND	IRL	73	10:23:01	107,455	10,35 km/h
182			182	17	 KLAMMER	Günter	AUSTRIA	AUT	73	12:00:16	107,455	8,95 km/h
183	↗	+4	187	58	 HANSEN	Kim	DENMARK	DEN	73	19:20:20	107,455	5,56 km/h
184			184	29	 LAPUTS	Anatoli	BELARUS	BLR	73	19:35:46	107,455	5,48 km/h
185	↘	-2	183	69	 VIRMA	Ragnar	ESTONIA	EST	72	15:14:45	105,964	6,95 km/h
186	↗	+5	191	143	 MENESES	Mario	MEXICO	MEX	72	19:55:46	105,964	5,32 km/h
187	↘	-2	185	37	 ALMEIDA SANTOS	Gustavo Medeiros de	BRAZIL	BRA	71	10:44:42	104,473	9,72 km/h
188	↘	-2	186	193	 LAI	Kao-Yng		TPE	71	18:36:46	104,473	5,61 km/h
189	↗	+3	192	148	 DIMOV	Zoran	NORTH MACEDONIA	MKD	70	19:52:54	102,982	5,18 km/h
190	↘	-2	188	203	 RIVERO	Hector	URUGUAY	URU	69	12:53:14	101,491	7,88 km/h
191	↘	-2	189	20	 DIEPLINGER	Günter	AUSTRIA	AUT	68	13:07:55	100,000	7,62 km/h
192	↘	-2	190	200	 SHYPUNOV	Valerii	UKRAINE	UKR	68	14:28:24	100,000	6,91 km/h
193	↗	+2	195	71	 VENNIKAS	Peeter	ESTONIA	EST	68	19:54:55	100,000	5,02 km/h
194	↘	-1	193	23	 ABDAKOVIC	Mirsad	BOSNIA-HERZEGOVINA	BIH	67	14:35:33	98,509	6,75 km/h
195	↘	-1	194	180	 ŠULJA	Mihail	SERBIA	SRB	66	10:32:42	97,018	9,20 km/h
196			196	144	 INOGALES	Edy		MEX	60	18:50:43	88,072	4,67 km/h
197			197	139	 VAZQUEZ	Eduardo	MEXICO	MEX	56	09:29:57	82,108	8,64 km/h
198			198	40	 GAUDET	Wayne	CANADA	CAN	55	19:55:06	80,617	4,05 km/h
199			199	51	 MAREK	Pavel	CZECH REPUBLIC	CZE	49	10:10:37	71,671	7,04 km/h
200			200	104	 BÜKI	Tivadar	HUNGARY	HUN	41	05:39:34	59,743	10,56 km/h
201			201	76	 FORSELL	Marko	FINLAND	FIN	30	05:04:36	43,342	8,54 km/h
202			202	1	 NEKMOUCHE	Mohamed	ALGERIA	ALG	30	05:38:26	43,342	7,68 km/h
203			203	44	 TOMAJKO	Stephen	CANADA	CAN	27	04:06:02	38,869	9,48 km/h
204			204	36	VILARES	Cleber Castilhana	BRAZIL	BRA	18	02:33:35	25,450	9,94 km/h
205			205	169	IONIȚĂ	Florin Sebastian	ROMANIA	ROU	16	01:59:13	22,468	11,31 km/h