




































































































| Pos. | Evol. | Increase | Prev. Pos. | Bib | Name | Surname | Team | Country | Laps | Last lap time | Total distance | Avg speed km/h | |
|------|-------|----------|------------|-----|---|-------------------|---------------|------------------------------------|------|---------------|----------------|----------------|------------|
| 1 | ↗ | +1 | 2 | 79 |  | CLAVERY | Erik | FRANCE | FRA | 149 | 18:53:07 | 220,771 | 11,69 km/h |
| 2 | ↘ | -1 | 1 | 136 |  | SOROKIN | Aleksandr | LITHUANIA | LTU | 149 | 18:54:53 | 220,771 | 11,67 km/h |
| 3 | | | 3 | 103 |  | BODIS | Tamás | HUNGARY | HUN | 149 | 18:55:38 | 220,771 | 11,66 km/h |
| 4 | | | 4 | 63 |  | PENALVA LOPEZ | Ivan | SPAIN | ESP | 148 | 18:53:07 | 219,280 | 11,61 km/h |
| 5 | | | 5 | 206 |  | LEBLOND | Olivier | UNITED STATES OF AMERICA | USA | 146 | 18:53:46 | 216,298 | 11,45 km/h |
| 6 | ↗ | +1 | 7 | 207 |  | JACKSON | Jacob | UNITED STATES OF AMERICA | USA | 145 | 18:53:08 | 214,807 | 11,37 km/h |
| 7 | ↘ | -1 | 6 | 159 |  | PIOTROWSKI | Andrzej | POLAND | POL | 145 | 18:55:40 | 214,807 | 11,35 km/h |
| 8 | | | 8 | 101 |  | CSECSEI | Zoltán | HUNGARY | HUN | 143 | 18:55:42 | 211,825 | 11,19 km/h |
| 9 | ↗ | +1 | 10 | 54 |  | VELIČKA | Ondřej | CZECH REPUBLIC | CZE | 143 | 18:56:56 | 211,825 | 11,18 km/h |
| 10 | ↗ | +2 | 12 | 201 |  | TKACHUK | Andrii | UKRAINE | UKR | 142 | 18:57:38 | 210,334 | 11,09 km/h |
| 11 | | | 11 | 124 |  | INOUE | Shingo | JAPAN | JPN | 141 | 18:54:18 | 208,843 | 11,05 km/h |
| 12 | ↗ | +1 | 13 | 83 |  | RUEL | Stephane | FRANCE | FRA | 140 | 18:54:39 | 207,352 | 10,96 km/h |
| 13 | ↗ | +4 | 17 | 210 |  | LEWIS | Harvey | UNITED STATES OF AMERICA | USA | 139 | 18:57:22 | 205,861 | 10,86 km/h |
| 14 | ↗ | +2 | 16 | 105 |  | NARAYANA | Ullas | INDIA | IND | 139 | 18:57:43 | 205,861 | 10,86 km/h |
| 15 | ↘ | -1 | 14 | 125 |  | NARAKI | Toshiro | JAPAN | JPN | 139 | 18:58:32 | 205,861 | 10,85 km/h |
| 16 | ↘ | -7 | 9 | 97 |  | WEBER | Felix | GERMANY | GER | 138 | 18:36:16 | 204,370 | 10,99 km/h |
| 17 | ↗ | +2 | 19 | 8 |  | BRETZ | Kay | AUSTRALIA | AUS | 138 | 18:55:04 | 204,370 | 10,80 km/h |
| 18 | | | 18 | 88 |  | LAWSON | Daniel | GREAT BRITAIN AND NORTHERN IRELAND | GBR | 138 | 18:59:22 | 204,370 | 10,76 km/h |
| 19 | ↘ | -4 | 15 | 166 |  | GIL | Luis | PORTUGAL | POR | 138 | 18:59:40 | 204,370 | 10,76 km/h |
| 20 | ↗ | +3 | 23 | 164 |  | KOT | Rafal | POLAND | POL | 137 | 18:53:13 | 202,879 | 10,74 km/h |
| 21 | | | 21 | 80 |  | COSTA | Valentin | FRANCE | FRA | 137 | 18:55:26 | 202,879 | 10,72 km/h |
| 22 | | | 22 | 90 |  | MASKELL | Paul | GREAT BRITAIN AND NORTHERN IRELAND | GBR | 137 | 18:59:11 | 202,879 | 10,69 km/h |
| 23 | ↘ | -3 | 20 | 151 |  | NORUM | Jo Inge | NORWAY | NOR | 136 | 18:56:11 | 201,388 | 10,63 km/h |
| 24 | | | 24 | 102 |  | HALAMA | Levente | HUNGARY | HUN | 136 | 18:58:11 | 201,388 | 10,62 km/h |
| 25 | | | 25 | 12 |  | MULLER | Kevin | AUSTRALIA | AUS | 135 | 18:54:03 | 199,897 | 10,58 km/h |
| 26 | ↗ | +2 | 28 | 123 |  | TAKAHASHI | Nobuyuki | JAPAN | JPN | 135 | 18:54:34 | 199,897 | 10,57 km/h |
| 27 | | | 27 | 91 |  | STEWART | James | GREAT BRITAIN AND NORTHERN IRELAND | GBR | 135 | 18:57:29 | 199,897 | 10,54 km/h |
| 28 | ↗ | +1 | 29 | 84 |  | RUIZ | Patrick | FRANCE | FRA | 134 | 18:51:20 | 198,406 | 10,52 km/h |
| 29 | ↗ | +1 | 30 | 118 |  | GRASSI | Matteo | ITALY | ITA | 134 | 18:58:46 | 198,406 | 10,45 km/h |
| 30 | ↗ | +1 | 31 | 94 |  | HOSL | Patrick | GERMANY | GER | 133 | 18:55:05 | 196,915 | 10,41 km/h |
| 31 | ↘ | -5 | 26 | 208 |  | RIOPEL | Rich | UNITED STATES OF AMERICA | USA | 132 | 18:52:12 | 195,424 | 10,36 km/h |
| 32 | ↗ | +2 | 34 | 50 |  | HORČIČKA | Jiří | CZECH REPUBLIC | CZE | 132 | 19:00:00 | 195,424 | 10,29 km/h |
| 33 | ↗ | +5 | 38 | 163 |  | MALYSZEK | Leszek | POLAND | POL | 131 | 18:55:26 | 193,933 | 10,25 km/h |
| 34 | ↗ | +1 | 35 | 162 |  | WERESZCZAK | Andrzej | POLAND | POL | 131 | 18:57:42 | 193,933 | 10,23 km/h |
| 35 | ↗ | +1 | 36 | 152 |  | KRONEN TARANGEN | Bjorn Tore | NORWAY | NOR | 130 | 18:54:09 | 192,442 | 10,18 km/h |
| 36 | ↘ | -4 | 32 | 212 |  | COURY | Nick | USA | 129 | 18:50:57 | 190,951 | 10,13 km/h | |
| 37 | ↗ | +7 | 44 | 10 |  | HORSBURGH | Ewan | AUSTRALIA | AUS | 129 | 18:53:13 | 190,951 | 10,11 km/h |
| 38 | ↗ | +4 | 42 | 87 |  | HOLYOAK | Steven | GREAT BRITAIN AND NORTHERN IRELAND | GBR | 129 | 18:53:27 | 190,951 | 10,11 km/h |
| 39 | ↗ | +1 | 40 | 14 |  | REDFERN | Stephen | AUSTRALIA | AUS | 129 | 18:55:13 | 190,951 | 10,09 km/h |
| 40 | ↘ | -3 | 37 | 49 |  | BRUNNER | Radek | CZECH REPUBLIC | CZE | 128 | 18:47:21 | 189,460 | 10,08 km/h |
| 41 | ↘ | -2 | 39 | 182 |  | VIEUX | Florian | SWITZERLAND | SUI | 128 | 18:51:14 | 189,460 | 10,05 km/h |
| 42 | ↗ | +5 | 47 | 117 |  | CERONI | Matteo | ITALY | ITA | 128 | 18:51:21 | 189,460 | 10,05 km/h |
| 43 | ↗ | +3 | 46 | 135 |  | VECVAGARIS | Matīss | LATVIA | LAT | 128 | 18:59:23 | 189,460 | 9,98 km/h |
| 44 | ↗ | +8 | 52 | 121 |  | ROVERA | Paolo | ITALY | ITA | 127 | 18:54:56 | 187,969 | 9,94 km/h |
| 45 | ↗ | +6 | 51 | 67 | | POLL | Cris | ESTONIA | EST | 127 | 18:55:09 | 187,969 | 9,94 km/h |
| 46 | ↘ | -13 | 33 | 65 | | MATAIX GRACIA | Miguel | SPAIN | ESP | 126 | 18:09:19 | 186,478 | 10,27 km/h |
| 47 | ↘ | -4 | 43 | 6 | | MORAN SALAS | Pedro | ARGENTINA | ARG | 126 | 18:46:47 | 186,478 | 9,93 km/h |
| 48 | ↘ | -7 | 41 | 116 | | BRAVI | Paolo | ITALY | ITA | 126 | 18:48:28 | 186,478 | 9,91 km/h |
| 49 | ↘ | -4 | 45 | 92 | | STOCKS | Michael | GREAT BRITAIN AND NORTHERN IRELAND | GBR | 125 | 18:39:38 | 184,987 | 9,91 km/h |
| 50 | ↗ | +4 | 54 | 82 | | GERARDIN | Raphael | FRANCE | FRA | 125 | 18:48:54 | 184,987 | 9,83 km/h |
| 51 | ↘ | -3 | 48 | 132 | | BONDARS | Aivars | LATVIA | LAT | 125 | 18:50:34 | 184,987 | 9,82 km/h |
| 52 | ↘ | -2 | 50 | 64 | | DE LAS HERAS MOYA | Nicolas | SPAIN | ESP | 125 | 18:53:15 | 184,987 | 9,79 km/h |
| 53 | | | 53 | 11 | | LOVEDAY | Barry | AUSTRALIA | AUS | 124 | 18:46:29 | 183,496 | 9,77 km/h |
| 54 | ↗ | +2 | 56 | 133 | | KALNIŅŠ | Ritvars | LATVIA | LAT | 124 | 18:51:59 | 183,496 | 9,73 km/h |
| 55 | | | 55 | 75 | | RONKAINEN | Tomi | FINLAND | FIN | 124 | 18:52:00 | 183,496 | 9,73 km/h |
| 56 | ↗ | +1 | 57 | 35 | | CRACCO JUNIOR | Urbano Dario | BRAZIL | BRA | 124 | 18:56:07 | 183,496 | 9,69 km/h |
| 57 | ↗ | +1 | 58 | 161 | | BRACZYK | Krzysztof | POLAND | POL | 123 | 18:47:02 | 182,005 | 9,69 km/h |
| 58 | ↗ | +1 | 59 | 21 | | GLASER | Dominik | AUSTRIA | AUT | 123 | 18:51:25 | 182,005 | 9,65 km/h |
| 59 | ↗ | +2 | 61 | 56 | | HEREJT | Petr | CZECH REPUBLIC | CZE | 122 | 18:52:14 | 180,514 | 9,57 km/h |
| 60 | ↗ | +2 | 62 | 89 | | MacDONALD | Grant | GREAT BRITAIN AND NORTHERN IRELAND | GBR | 122 | 18:54:41 | 180,514 | 9,55 km/h |
| 61 | ↘ | -1 | 60 | 38 | | MOCHINACZ | Itacir | BRAZIL | BRA | 122 | 18:57:11 | 180,514 | 9,52 km/h |
| 62 | ↘ | -13 | 49 | 95 | | LEUZE | Marcel | GERMANY | GER | 121 | 17:29:24 | 179,023 | 10,24 km/h |
| 63 | ↗ | +1 | 64 | 13 | | PEARSON | John | AUSTRALIA | AUS | 120 | 18:50:42 | 177,532 | 9,42 km/h |
| 64 | ↗ | +2 | 66 | 57 | | FRIIS | Carsten | DENMARK | DEN | 120 | 18:50:57 | 177,532 | 9,42 km/h |
| 65 | ↘ | -2 | 63 | 174 | | MIKLIC | Mirko Bogomir | SLOVENIA | SLO | 120 | 18:54:54 | 177,532 | 9,39 km/h |
| 66 | ↘ | -1 | 65 | 215 | | RODRIGUES | Vitor | PORTUGAL | POR | 120 | 18:57:30 | 177,532 | 9,36 km/h |
| 67 | ↗ | +6 | 73 | 111 | | KEITH | Eoin | IRELAND | IRL | 119 | 18:57:12 | 176,041 | 9,29 km/h |
| 68 | ↘ | -1 | 67 | 173 | | ROMAN | Radu | ROMANIA | ROU | 118 | 18:47:04 | 174,550 | 9,29 km/h |
| 69 | ↘ | -1 | 68 | 96 | | LUX | Christoph | GERMANY | GER | 118 | 18:48:21 | 174,550 | 9,28 km/h |
| 70 | ↗ | +7 | 77 | 170 | | TRUȘCĂ | Daniel | ROMANIA | ROU | 118 | 18:56:21 | 174,550 | 9,22 km/h |
| 71 | ↗ | +9 | 80 | 25 | | PAVIC | Branislav | BOSNIA-HERZEGOVINA | BIH | 118 | 18:57:28 | 174,550 | 9,21 km/h |
| 72 | ↗ | +6 | 78 | 113 | | GALLEN | Eddie | IRELAND | IRL | 118 | 18:57:44 | 174,550 | 9,21 km/h |
| 73 | ↘ | -4 | 69 | 22 | | HARTL | Herbert | AUSTRIA | AUT | 117 | 18:45:32 | 173,059 | 9,23 km/h |
| 74 | ↘ | -2 | 72 | 184 | | VÅLITALO | Dan | SWEDEN | SWE | 117 | 18:48:28 | 173,059 | 9,20 km/h |

| Pos. | Evol. | Increase | Prev. Pos. | Bib | Name | Surname | Team | Country | Laps | Last lap time | Total distance | Avg speed km/h |
|------|-------|----------|------------|-----|---|-------------------|--------------------------|---------|------|---------------|----------------|----------------|
| 75 | ↗ | +6 | 81 | 72 |  KUKKO | Jyrki | FINLAND | FIN | 117 | 18:56:04 | 173,059 | 9,14 km/h |
| 76 | | | 76 | 39 |  ROULIER | Sebastien | CANADA | CAN | 116 | 18:46:54 | 171,568 | 9,13 km/h |
| 77 | ↘ | -7 | 70 | 33 |  SOUSA | Luciano Alves | BRAZIL | BRA | 116 | 18:47:22 | 171,568 | 9,13 km/h |
| 78 | ↘ | -4 | 74 | 42 |  PENNY | Blaine | CANADA | CAN | 116 | 18:50:16 | 171,568 | 9,11 km/h |
| 79 | ↗ | +3 | 82 | 183 |  MACAJ | Ivan | SLOVAK REPUBLIC | SVK | 116 | 18:56:09 | 171,568 | 9,06 km/h |
| 80 | ↗ | +8 | 88 | 107 |  SHARMA | Sunil | INDIA | IND | 116 | 18:58:32 | 171,568 | 9,04 km/h |
| 81 | ↘ | -2 | 79 | 55 |  KOPEČNÝ | Dušan | CZECH REPUBLIC | CZE | 116 | 18:59:11 | 171,568 | 9,04 km/h |
| 82 | ↘ | -11 | 71 | 209 |  ARMSTRONG | Greg | UNITED STATES OF AMERICA | USA | 115 | 18:33:12 | 170,077 | 9,17 km/h |
| 83 | | | 83 | 41 |  TABELEV | Oleg | CANADA | CAN | 115 | 18:44:56 | 170,077 | 9,07 km/h |
| 84 | ↗ | +1 | 85 | 16 |  YOON | John | AUSTRALIA | AUS | 115 | 18:55:32 | 170,077 | 8,99 km/h |
| 85 | ↘ | -10 | 75 | 211 |  SLABY | Steve | UNITED STATES OF AMERICA | USA | 115 | 18:58:01 | 170,077 | 8,97 km/h |
| 86 | ↗ | +1 | 87 | 109 |  JAIN | Kanan | INDIA | IND | 114 | 18:49:42 | 168,586 | 8,95 km/h |
| 87 | ↘ | -3 | 84 | 9 |  ECKFORD | Matthew | AUSTRALIA | AUS | 114 | 18:52:29 | 168,586 | 8,93 km/h |
| 88 | ↗ | +3 | 91 | 3 |  KIERDELEWICZ | Nicolas | ARGENTINA | ARG | 114 | 18:56:13 | 168,586 | 8,90 km/h |
| 89 | ↗ | +5 | 94 | 126 |  ABIKO | Ryo | JAPAN | JPN | 113 | 18:49:54 | 167,095 | 8,87 km/h |
| 90 | ↗ | +6 | 96 | 108 |  MOHANTY | Pranaya Pratap | INDIA | IND | 113 | 18:51:18 | 167,095 | 8,86 km/h |
| 91 | ↗ | +8 | 99 | 165 |  OLIVEIRA | Joao | PORTUGAL | POR | 113 | 18:53:55 | 167,095 | 8,84 km/h |
| 92 | ↘ | -2 | 90 | 142 |  ZARAGOZA | Marco | MEXICO | MEX | 113 | 18:54:44 | 167,095 | 8,84 km/h |
| 93 | ↗ | +4 | 97 | 175 |  KREJAC | Damjan | SLOVENIA | SLO | 113 | 18:56:23 | 167,095 | 8,82 km/h |
| 94 | ↗ | +1 | 95 | 204 |  CAMEJO | Jonathan | URUGUAY | URU | 113 | 18:57:59 | 167,095 | 8,81 km/h |
| 95 | ↘ | -6 | 89 | 115 |  O'SHEA | Alex | IRELAND | IRL | 113 | 18:58:06 | 167,095 | 8,81 km/h |
| 96 | ↘ | -10 | 86 | 181 |  WINGS | Samuel | SWITZERLAND | SUI | 112 | 18:54:50 | 165,604 | 8,76 km/h |
| 97 | ↗ | +1 | 98 | 190 |  LI | Wang-Chang | CHINESE TAIPEI | TPE | 112 | 18:55:32 | 165,604 | 8,75 km/h |
| 98 | ↗ | +10 | 108 | 34 |  VIEIRA | Flavio Fernandes | BRAZIL | BRA | 112 | 18:57:08 | 165,604 | 8,74 km/h |
| 99 | ↗ | +8 | 107 | 15 |  SYMONDS | Dan | AUS | AUS | 111 | 18:50:04 | 164,113 | 8,71 km/h |
| 100 | ↗ | +13 | 113 | 188 |  WANG | Tao-Yuan | CHINESE TAIPEI | TPE | 111 | 18:52:31 | 164,113 | 8,69 km/h |
| 101 | ↗ | +2 | 103 | 5 |  MONTES DE OCA | Cristian | ARGENTINA | ARG | 111 | 18:57:20 | 164,113 | 8,66 km/h |
| 102 | ↗ | +10 | 112 | 202 |  FERNÁNDEZ | Luis | URUGUAY | URU | 111 | 18:57:44 | 164,113 | 8,65 km/h |
| 103 | ↗ | +1 | 104 | 74 |  NIEMENMAA | Ville | FINLAND | FIN | 111 | 18:59:18 | 164,113 | 8,64 km/h |
| 104 | ↘ | -4 | 100 | 73 |  RANTA | Kari | FINLAND | FIN | 110 | 18:39:58 | 162,622 | 8,71 km/h |
| 105 | ↘ | -12 | 93 | 134 |  VIETNIEKS | Mikelis | LATVIA | LAT | 110 | 18:49:39 | 162,622 | 8,64 km/h |
| 106 | ↗ | +10 | 116 | 191 |  HSUEH | Ping-Cheng | CHINESE TAIPEI | TPE | 110 | 18:59:10 | 162,622 | 8,57 km/h |
| 107 | ↗ | +2 | 109 | 137 |  LITVINAVIČIUS | Saulius | LITHUANIA | LTU | 110 | 18:59:38 | 162,622 | 8,56 km/h |
| 108 | ↘ | -3 | 105 | 199 |  MIKHIEIEV | Dmytro | UKRAINE | UKR | 109 | 18:31:06 | 161,131 | 8,70 km/h |
| 109 | ↘ | -7 | 102 | 178 |  IVANOVIC | Boris | SLOVENIA | SLO | 109 | 18:32:13 | 161,131 | 8,69 km/h |
| 110 | ↘ | -9 | 101 | 19 |  MAYER | Georg | AUSTRIA | AUT | 109 | 18:38:03 | 161,131 | 8,65 km/h |
| 111 | ↘ | -1 | 110 | 172 |  ANTONARU | Daniel | ROMANIA | ROU | 109 | 18:48:56 | 161,131 | 8,56 km/h |
| 112 | ↗ | +6 | 118 | 198 |  KRASNOV | Dmytro | UKRAINE | UKR | 109 | 18:51:05 | 161,131 | 8,55 km/h |
| 113 | ↗ | +4 | 117 | 150 |  ZUIDEMA | Nitish (Peter) | NETHERLANDS | NED | 109 | 18:54:15 | 161,131 | 8,52 km/h |
| 114 | ↘ | -22 | 92 | 98 |  WILSDORF | Stefan | GERMANY | GER | 108 | 16:55:32 | 159,640 | 9,43 km/h |
| 115 | ↘ | -4 | 111 | 62 |  BATSBERG | Bruno | DENMARK | DEN | 108 | 18:43:03 | 159,640 | 8,53 km/h |
| 116 | ↘ | -2 | 114 | 7 |  BERTON | Pablo | ARGENTINA | ARG | 108 | 18:48:41 | 159,640 | 8,49 km/h |
| 117 | ↘ | -11 | 106 | 120 |  ROMANO | Stefano | ARGENTINA | ITA | 107 | 18:07:39 | 158,149 | 8,72 km/h |
| 118 | ↗ | +4 | 122 | 99 |  MARIFOLOU | Dimosthenis | GREECE | GRE | 107 | 18:54:20 | 158,149 | 8,37 km/h |
| 119 | ↗ | +2 | 121 | 77 |  LÄGLAND | Jan | FINLAND | FIN | 107 | 18:59:18 | 158,149 | 8,33 km/h |
| 120 | | | 120 | 61 |  JØRGENSEN | Klaus Pirker | DENMARK | DEN | 106 | 18:57:59 | 156,658 | 8,26 km/h |
| 121 | ↗ | +7 | 128 | 196 |  HOTSULIAK | Serhii | UKRAINE | UKR | 105 | 18:52:11 | 155,167 | 8,22 km/h |
| 122 | ↗ | +13 | 135 | 185 |  STEENE | Johan | SWEDEN | SWE | 105 | 18:53:21 | 155,167 | 8,21 km/h |
| 123 | ↗ | +4 | 127 | 32 |  CHARNASHEI | Yury | BELARUS | BLR | 105 | 18:54:45 | 155,167 | 8,20 km/h |
| 124 | ↗ | +9 | 133 | 130 |  BRAUNS | Didzis | LATVIA | LAT | 105 | 18:56:37 | 155,167 | 8,19 km/h |
| 125 | ↘ | -10 | 115 | 160 |  BASA | Przemyslaw | POLAND | POL | 104 | 15:33:23 | 153,676 | 9,88 km/h |
| 126 | ↗ | +3 | 129 | 30 |  LAPUTS | Andrei | BELARUS | BLR | 104 | 18:53:17 | 153,676 | 8,14 km/h |
| 127 | ↗ | +7 | 134 | 70 |  RÜÜTELMAA | Andrus | ESTONIA | EST | 104 | 18:56:29 | 153,676 | 8,11 km/h |
| 128 | ↘ | -9 | 119 | 192 |  CHANG | Chung-Yi | CHINESE TAIPEI | TPE | 103 | 16:22:35 | 152,185 | 9,29 km/h |
| 129 | ↘ | -4 | 125 | 18 |  MICHALITZ | Andreas | AUSTRIA | AUT | 103 | 18:45:32 | 152,185 | 8,11 km/h |
| 130 | ↗ | +7 | 137 | 48 | CABRAL | José Daniel | CAPE VERDE ISLANDS | CPV | 103 | 18:48:50 | 152,185 | 8,09 km/h |
| 131 | | | 131 | 138 | SKINULIS | Aurimas | LITHUANIA | LTU | 102 | 18:38:11 | 150,694 | 8,09 km/h |
| 132 | ↗ | +6 | 138 | 60 | STEENBERG | Thomas | DENMARK | DEN | 102 | 18:46:51 | 150,694 | 8,02 km/h |
| 133 | ↗ | +7 | 140 | 45 | SEMEDO MOREIRA | Nataniel de Jesus | CAPE VERDE ISLANDS | CPV | 102 | 18:54:47 | 150,694 | 7,97 km/h |
| 134 | ↘ | -11 | 123 | 59 | SØRENSEN | Kim Klitgaard | DENMARK | DEN | 101 | 16:13:38 | 149,203 | 9,19 km/h |
| 135 | ↘ | -11 | 124 | 156 | CORREA | Anibal | PARAGUAY | PAR | 101 | 16:29:18 | 149,203 | 9,05 km/h |
| 136 | ↘ | -4 | 132 | 171 | FARKAS | Răzvan | ROMANIA | ROU | 101 | 18:34:07 | 149,203 | 8,04 km/h |
| 137 | ↘ | -1 | 136 | 43 | MASTERS | Daniel | CANADA | CAN | 101 | 18:50:16 | 149,203 | 7,92 km/h |
| 138 | ↘ | -12 | 126 | 53 | KRAJČA | Rudolf | CZECH REPUBLIC | CZE | 100 | 17:39:39 | 147,712 | 8,36 km/h |
| 139 | ↘ | -9 | 130 | 146 | DE LOS SANTOS | Oscar | MEXICO | MEX | 100 | 18:49:54 | 147,712 | 7,84 km/h |
| 140 | ↗ | +2 | 142 | 149 | BINSBERGEN, VAN | Arjan | NETHERLANDS | NED | 100 | 18:55:13 | 147,712 | 7,81 km/h |
| 141 | | | 141 | 167 | CARDOSO DIAS | Daniel | PORTUGAL | POR | 99 | 18:43:27 | 146,221 | 7,81 km/h |
| 142 | ↗ | +1 | 143 | 154 | BOTHA | Wayne | NEW ZEALAND | NZL | 99 | 18:47:01 | 146,221 | 7,78 km/h |
| 143 | ↗ | +2 | 145 | 27 | RAHOISHA | Piotr | BELARUS | BLR | 98 | 18:44:00 | 144,730 | 7,73 km/h |
| 144 | ↗ | +3 | 147 | 131 | PORMEISTERS | Uldis | LATVIA | LAT | 98 | 18:49:28 | 144,730 | 7,69 km/h |
| 145 | ↘ | -1 | 144 | 177 | MARKO | Femc | SLOVENIA | SLO | 98 | 18:55:09 | 144,730 | 7,65 km/h |
| 146 | ↘ | -7 | 139 | 176 | SRNEC | Uros | SLOVENIA | SLO | 97 | 14:42:42 | 143,239 | 9,74 km/h |
| 147 | ↗ | +1 | 148 | 127 | LUCĀNS | Nikolajs | LATVIA | LAT | 96 | 18:54:46 | 141,748 | 7,49 km/h |
| 148 | ↗ | +1 | 149 | 141 | GOMEZ | Rodrigo | MEXICO | MEX | 96 | 18:58:28 | 141,748 | 7,47 km/h |

| Pos. | Evol. | Increase | Prev. Pos. | Bib | Name | Surname | Team | Country | Laps | Last lap time | Total distance | Avg speed km/h |
|------|-------|----------|------------|-----|----------------|---------------------|--------------------|---------|------|---------------|----------------|----------------|
| 149 | ↗ | +1 | 150 | 4 | BARNES | Pablo | ARGENTINA | ARG | 95 | 18:53:12 | 140,257 | 7,43 km/h |
| 150 | ↘ | -4 | 146 | 179 | GACIK | Saša | SERBIA | SRB | 93 | 14:46:17 | 137,275 | 9,29 km/h |
| 151 | ↗ | +1 | 152 | 197 | KHRYSTENOK | Valerii | UKRAINE | UKR | 93 | 18:48:00 | 137,275 | 7,30 km/h |
| 152 | ↗ | +4 | 156 | 28 | ANATSKA | Leaid | BELARUS | BLR | 93 | 18:54:41 | 137,275 | 7,26 km/h |
| 153 | ↘ | -2 | 151 | 47 | SILVA TAVARES | Orlando | CAPE VERDE ISLANDS | CPV | 92 | 18:37:53 | 135,784 | 7,29 km/h |
| 154 | ↗ | +1 | 155 | 186 | KAO | Chih-Ming | CHINESE TAIPEI | TPE | 92 | 18:55:25 | 135,784 | 7,18 km/h |
| 155 | ↗ | +3 | 158 | 157 | PELOZO | Alejandro | PARAGUAY | PAR | 91 | 18:43:20 | 134,293 | 7,17 km/h |
| 156 | ↗ | +1 | 157 | 205 | GUERRA | Ricardo | URUGUAY | URU | 91 | 18:58:52 | 134,293 | 7,08 km/h |
| 157 | ↗ | +4 | 161 | 153 | HARRE | Graeme | NEW ZEALAND | NZL | 90 | 18:49:27 | 132,802 | 7,05 km/h |
| 158 | ↗ | +9 | 167 | 100 | MICHOPOULOS | Marios | GREECE | GRE | 90 | 18:53:08 | 132,802 | 7,03 km/h |
| 159 | ↗ | +1 | 160 | 68 | SEEPÖLD | Rain | ESTONIA | EST | 90 | 18:55:08 | 132,802 | 7,02 km/h |
| 160 | ↘ | -7 | 153 | 114 | MULLINS | Padraig | IRELAND | IRL | 89 | 14:50:11 | 131,311 | 8,85 km/h |
| 161 | ↘ | -7 | 154 | 24 | JUNUZOVIC | Rasim | BOSNIA-HERZEGOVINA | BIH | 89 | 16:40:49 | 131,311 | 7,87 km/h |
| 162 | | | 162 | 187 | KANG | Ting-Jui | CHINESE TAIPEI | TPE | 88 | 18:25:27 | 129,820 | 7,05 km/h |
| 163 | ↗ | +2 | 165 | 2 | BERENGUER GRAE | Joan Antoni | ANDORRA | AND | 88 | 18:46:14 | 129,820 | 6,92 km/h |
| 164 | ↗ | +2 | 166 | 26 | BARIC | Zdravko | BOSNIA-HERZEGOVINA | BIH | 88 | 18:47:13 | 129,820 | 6,91 km/h |
| 165 | ↗ | +3 | 168 | 147 | MIHOV | Trajche | NORTH MACEDONIA | MKD | 87 | 18:50:39 | 128,329 | 6,81 km/h |
| 166 | ↘ | -7 | 159 | 119 | LEONELLI | Nicolas | ITALY | ITA | 86 | 13:04:22 | 126,838 | 9,70 km/h |
| 167 | ↗ | +3 | 170 | 129 | CĀBULIS | Pēteris | LATVIA | LAT | 86 | 18:42:25 | 126,838 | 6,78 km/h |
| 168 | ↘ | -5 | 163 | 158 | RADZIKOWSKI | Andrzej | POLAND | POL | 85 | 15:24:25 | 125,347 | 8,14 km/h |
| 169 | ↗ | +2 | 171 | 31 | DRAHUN | Barys | BELARUS | BLR | 85 | 18:59:45 | 125,347 | 6,60 km/h |
| 170 | ↘ | -6 | 164 | 106 | SAH | Binay Kumar | INDIA | IND | 84 | 15:05:43 | 123,856 | 8,20 km/h |
| 171 | ↘ | -2 | 169 | 66 | DELGADO GIL | Ruben | SPAIN | ESP | 83 | 11:32:52 | 122,365 | 10,60 km/h |
| 172 | ↗ | +5 | 177 | 189 | CHOU | Chun-Hung | CHINESE TAIPEI | TPE | 83 | 18:54:33 | 122,365 | 6,47 km/h |
| 173 | ↘ | -1 | 172 | 81 | DILMI | Ludovic | FRANCE | FRA | 81 | 12:15:40 | 119,383 | 9,74 km/h |
| 174 | ↘ | -1 | 173 | 122 | VERDUCCI | Luca | ITALY | ITA | 81 | 13:09:42 | 119,383 | 9,07 km/h |
| 175 | ↘ | -1 | 174 | 195 | BIALOBRZYESKYI | Andrii | UKRAINE | UKR | 81 | 14:30:56 | 119,383 | 8,22 km/h |
| 176 | ↘ | -1 | 175 | 155 | McDOWALL | Andrew | NEW ZEALAND | NZL | 79 | 14:57:30 | 116,401 | 7,78 km/h |
| 177 | ↘ | -1 | 176 | 140 | ROBLES | Octaviano | MEXICO | MEX | 79 | 17:48:40 | 116,401 | 6,54 km/h |
| 178 | | | 178 | 145 | MACDONELL | Brawny | MEXICO | MEX | 77 | 16:36:27 | 113,419 | 6,83 km/h |
| 179 | | | 179 | 128 | KUMPIŅŠ | Ainārs | LATVIA | LAT | 75 | 09:33:59 | 110,437 | 11,54 km/h |
| 180 | | | 180 | 194 | LIN | Kun-Hsien | | TPE | 75 | 18:08:41 | 110,437 | 6,09 km/h |
| 181 | | | 181 | 112 | HOGAN | Aidan | IRELAND | IRL | 73 | 10:23:01 | 107,455 | 10,35 km/h |
| 182 | | | 182 | 17 | KLAMMER | Günter | AUSTRIA | AUT | 73 | 12:00:16 | 107,455 | 8,95 km/h |
| 183 | | | 183 | 69 | VIRMA | Ragnar | ESTONIA | EST | 72 | 15:14:45 | 105,964 | 6,95 km/h |
| 184 | ↗ | +2 | 186 | 29 | LAPUTS | Anatoli | BELARUS | BLR | 72 | 18:55:56 | 105,964 | 5,60 km/h |
| 185 | ↘ | -1 | 184 | 37 | ALMEIDA SANTOS | Gustavo Medeiros de | BRAZIL | BRA | 71 | 10:44:42 | 104,473 | 9,72 km/h |
| 186 | ↗ | +1 | 187 | 193 | LAI | Kao-Ynag | | TPE | 71 | 18:36:46 | 104,473 | 5,61 km/h |
| 187 | ↗ | +3 | 190 | 58 | HANSEN | Kim | DENMARK | DEN | 71 | 18:43:01 | 104,473 | 5,58 km/h |
| 188 | ↘ | -3 | 185 | 203 | RIVERO | Hector | URUGUAY | URU | 69 | 12:53:14 | 101,491 | 7,88 km/h |
| 189 | ↘ | -1 | 188 | 20 | DIEPLINGER | Günter | AUSTRIA | AUT | 68 | 13:07:55 | 100,000 | 7,62 km/h |
| 190 | ↘ | -1 | 189 | 200 | SHYPUNOV | Valerii | UKRAINE | UKR | 68 | 14:28:24 | 100,000 | 6,91 km/h |
| 191 | ↗ | +2 | 193 | 143 | MENESES | Mario | MEXICO | MEX | 68 | 18:41:33 | 100,000 | 5,35 km/h |
| 192 | ↗ | +2 | 194 | 148 | DIMOV | Zoran | NORTH MACEDONIA | MKD | 68 | 18:50:39 | 100,000 | 5,31 km/h |
| 193 | ↘ | -2 | 191 | 23 | ABDAKOVIC | Mirsad | BOSNIA-HERZEGOVINA | BIH | 67 | 14:35:33 | 98,509 | 6,75 km/h |
| 194 | ↘ | -2 | 192 | 180 | SULJA | Mihail | SERBIA | SRB | 66 | 10:32:42 | 97,018 | 9,20 km/h |
| 195 | | | 195 | 71 | VENNIKAS | Peeter | ESTONIA | EST | 64 | 18:50:34 | 94,036 | 4,99 km/h |
| 196 | | | 196 | 144 | NOGALES | Edy | | MEX | 60 | 18:50:43 | 88,072 | 4,67 km/h |
| 197 | | | 197 | 139 | VAZQUEZ | Eduardo | MEXICO | MEX | 56 | 09:29:57 | 82,108 | 8,64 km/h |
| 198 | ↗ | +1 | 199 | 40 | GAUDET | Wayne | CANADA | CAN | 51 | 18:39:19 | 74,653 | 4,00 km/h |
| 199 | ↘ | -1 | 198 | 51 | MAREK | Pavel | CZECH REPUBLIC | CZE | 49 | 10:10:37 | 71,671 | 7,04 km/h |
| 200 | | | 200 | 104 | BÜKI | Tivadar | HUNGARY | HUN | 41 | 05:39:34 | 59,743 | 10,56 km/h |
| 201 | | | 201 | 76 | FORSELL | Marko | FINLAND | FIN | 30 | 05:04:36 | 43,342 | 8,54 km/h |
| 202 | | | 202 | 1 | NEKMOUCHE | Mohamed | ALGERIA | ALG | 30 | 05:38:26 | 43,342 | 7,68 km/h |
| 203 | | | 203 | 44 | TOMAJKO | Stephen | CANADA | CAN | 27 | 04:06:02 | 38,869 | 9,48 km/h |
| 204 | | | 204 | 36 | VILARES | Cleber Castilhana | BRAZIL | BRA | 18 | 02:33:35 | 25,450 | 9,94 km/h |
| 205 | | | 205 | 169 | IONIȚĂ | Florin Sebastian | ROMANIA | ROU | 16 | 01:59:13 | 22,468 | 11,31 km/h |