


























































Pos.	Evol.	Increase	Prev. Pos.	Bib	Name	Surname	Team	Country	Laps	Last lap time	Total distance	Avg speed km/h
1			1	136	SOROKIN	Aleksandr	LITHUANIA	LTU	142	17:48:13	210,334	11,81 km/h
2			2	79	CLAVERY	Erik	FRANCE	FRA	142	17:51:53	210,334	11,77 km/h
3	↗	+1	4	103	BÖDIS	Tamás	HUNGARY	HUN	141	17:53:07	208,843	11,68 km/h
4	↘	-1	3	63	PENALVA LOPEZ	Ivan	SPAIN	ESP	141	17:54:58	208,843	11,66 km/h
5	↗	+1	6	206	LEBLOND	Olivier	UNITED STATES OF AMERICA	USA	139	17:58:37	205,861	11,45 km/h
6	↘	-1	5	159	PIOTROWSKI	Andrzej	POLAND	POL	138	17:54:59	204,370	11,41 km/h
7			7	207	JACKSON	Jacob	UNITED STATES OF AMERICA	USA	138	17:55:42	204,370	11,40 km/h
8	↗	+2	10	101	CSECSEI	Zoltán	HUNGARY	HUN	136	17:56:58	201,388	11,22 km/h
9			9	97	WEBER	Felix	GERMANY	GER	136	17:58:22	201,388	11,21 km/h
10	↗	+2	12	54	VELIČKA	Ondřej	CZECH REPUBLIC	CZE	136	17:59:23	201,388	11,19 km/h
11	↘	-3	8	124	INOUE	Shingo	JAPAN	JPN	135	17:52:01	199,897	11,19 km/h
12	↗	+1	13	201	TKACHUK	Andrii	UKRAINE	UKR	135	17:57:37	199,897	11,13 km/h
13	↗	+2	15	83	RUEL	Stephane	FRANCE	FRA	134	17:58:33	198,406	11,04 km/h
14			14	125	NARAKI	Toshiro	JAPAN	JPN	134	17:59:09	198,406	11,03 km/h
15	↘	-4	11	166	GIL	Luis	PORTUGAL	POR	133	17:53:46	196,915	11,00 km/h
16			16	105	NARAYANA	Ullas	INDIA	IND	133	17:54:42	196,915	10,99 km/h
17			17	210	LEWIS	Harvey	UNITED STATES OF AMERICA	USA	132	17:58:38	195,424	10,87 km/h
18			18	88	LAWSON	Daniel	GREAT BRITAIN AND NORTHERN IRELAND	GBR	131	17:54:40	193,933	10,83 km/h
19	↗	+5	24	8	BRETZ	Kay	AUSTRALIA	AUS	131	17:56:02	193,933	10,81 km/h
20	↘	-1	19	151	NORUM	Jo Inge	NORWAY	NOR	131	17:57:15	193,933	10,80 km/h
21	↘	-1	20	80	COSTA	Valentin	FRANCE	FRA	131	17:58:11	193,933	10,79 km/h
22			22	90	MASKELL	Paul	GREAT BRITAIN AND NORTHERN IRELAND	GBR	131	17:58:34	193,933	10,79 km/h
23	↘	-2	21	164	KOT	Rafal		POL	130	17:51:16	192,442	10,78 km/h
24	↘	-1	23	102	HALAMA	Levente	HUNGARY	HUN	130	17:53:55	192,442	10,75 km/h
25	↗	+2	27	12	MULLER	Kevin	AUSTRALIA	AUS	129	17:55:40	190,951	10,65 km/h
26			26	208	RIOPEL	Rich	UNITED STATES OF AMERICA	USA	129	17:58:46	190,951	10,62 km/h
27	↘	-2	25	91	STEWART	James	GREAT BRITAIN AND NORTHERN IRELAND	GBR	128	17:54:44	189,460	10,58 km/h
28			28	123	TAKAHASHI	Nobuyuki	JAPAN	JPN	128	17:54:57	189,460	10,58 km/h
29	↗	+1	30	84	RUIZ	Patrick	FRANCE	FRA	128	17:57:43	189,460	10,55 km/h
30	↗	+1	31	118	GRASSI	Matteo	ITALY	ITA	127	17:52:47	187,969	10,51 km/h
31	↗	+5	36	94	HÖSL	Patrick	GERMANY	GER	126	17:51:22	186,478	10,44 km/h
32			32	212	COURY	Nick		USA	126	17:51:26	186,478	10,44 km/h
33	↘	-4	29	65	MATAIX GRACIA	Miguel	SPAIN	ESP	125	17:41:05	184,987	10,46 km/h
34	↗	+5	39	50	HORČIČKA	Jiří	CZECH REPUBLIC	CZE	125	17:53:45	184,987	10,34 km/h
35	↗	+7	42	162	WERESZCZAK	Andrzej	POLAND	POL	124	17:50:46	183,496	10,28 km/h
36	↗	+4	40	152	KRONEN TARANGEN	Bjorn Tore	NORWAY	NOR	124	17:51:09	183,496	10,28 km/h
37	↘	-3	34	49	BRUNNER	Radek	CZECH REPUBLIC	CZE	124	17:52:05	183,496	10,27 km/h
38	↗	+5	43	163	MALYSZEK	Leszek	POLAND	POL	124	17:52:16	183,496	10,27 km/h
39	↘	-6	33	182	VIÉUX	Florian	SWITZERLAND	SUI	124	17:52:23	183,496	10,27 km/h
40	↗	+5	45	14	REDFERN	Stephen	AUSTRALIA	AUS	124	17:54:26	183,496	10,25 km/h
41	↘	-4	37	116	BRAVI	Paolo	ITALY	ITA	123	17:46:23	182,005	10,24 km/h
42	↗	+2	44	87	HOLYOAK	Steven	GREAT BRITAIN AND NORTHERN IRELAND	GBR	123	17:54:54	182,005	10,16 km/h
43	↘	-2	41	6	MORAN SALAS	Pedro	ARGENTINA	ARG	123	17:57:06	182,005	10,14 km/h
44	↗	+5	49	10	HORSBURGH	Ewan	AUSTRALIA	AUS	123	17:59:16	182,005	10,12 km/h
45	↘	-7	38	92	STOCKS	Michael	GREAT BRITAIN AND NORTHERN IRELAND	GBR	122	17:48:09	180,514	10,14 km/h
46			46	135	VECVAGARIS	Matīss		LAT	122	17:52:14	180,514	10,10 km/h
47	↗	+6	53	117	CERONI	Matteo	ITALY	ITA	122	17:54:29	180,514	10,08 km/h
48	↘	-1	47	132	BONDARS	Aivars		LAT	122	17:59:42	180,514	10,03 km/h
49	↘	-14	35	95	LEUZE	Marcel	GERMANY	GER	121	17:29:24	179,023	10,24 km/h
50	↘	-2	48	64	DE LAS HERAS MOYANO	Nicolas	SPAIN	ESP	121	17:48:36	179,023	10,05 km/h
51	↗	+1	52	67	POLL	Cris	ESTONIA	EST	121	17:49:54	179,023	10,04 km/h
52	↘	-2	50	121	ROVERA	Paolo	ITALY	ITA	121	17:49:58	179,023	10,04 km/h
53	↘	-2	51	11	LOVEDAY	Barry		AUS	120	17:54:03	177,532	9,92 km/h
54			54	82	GERARDIN	Raphael	FRANCE	FRA	120	17:57:29	177,532	9,89 km/h
55			55	75	RONKAINEN	Tomi	FINLAND	FIN	119	17:52:25	176,041	9,85 km/h
56			56	133	KALNIŅŠ	Ritvars	LATVIA	LAT	118	17:53:44	174,550	9,75 km/h
57			57	35	CRACCO JUNIOR	Urbano Dario	BRAZIL	BRA	118	17:54:53	174,550	9,74 km/h
58			58	161	BRACZYK	Krzysztof	POLAND	POL	118	17:57:49	174,550	9,72 km/h
59			59	21	GLASER	Dominik	AUSTRIA	AUT	117	17:52:36	173,059	9,68 km/h
60			60	38	MOCHINACZ	Itacir	BRAZIL	BRA	116	17:52:37	171,568	9,60 km/h
61	↗	+5	66	56	HEREJT	Petr	CZECH REPUBLIC	CZE	116	17:56:11	171,568	9,57 km/h
62	↗	+2	64	89	MacDONALD	Grant	GREAT BRITAIN AND NORTHERN IRELAND	GBR	116	17:59:33	171,568	9,54 km/h
63	↗	+4	67	174	MIKLIC	Mirko Bogomir	SLOVENIA	SLO	115	17:51:32	170,077	9,52 km/h
64	↗	+4	68	13	PEARSON	John		AUS	115	17:53:15	170,077	9,51 km/h
65			65	215	RODRIGUES	Vitor	PORTUGAL	POR	115	17:53:22	170,077	9,51 km/h
66	↗	+4	70	57	FRIIS	Carsten	DENMARK	DEN	115	17:58:18	170,077	9,46 km/h
67	↘	-6	61	173	ROMAN	Radu	ROMANIA	ROU	115	17:58:33	170,077	9,46 km/h
68	↗	+11	79	96	LUX	Christoph	GERMANY	GER	114	17:56:55	168,586	9,39 km/h
69	↗	+2	71	22	HARTL	Herbert	AUSTRIA	AUT	113	17:48:01	167,095	9,39 km/h
70	↘	-1	69	33	SOUSA	Luciano Alves	BRAZIL	BRA	113	17:53:46	167,095	9,34 km/h
71	↘	-8	63	209	ARMSTRONG	Greg	UNITED STATES OF AMERICA	USA	113	17:55:55	167,095	9,32 km/h
72			72	184	VÄLITALO	Dan	SWEDEN	SWE	113	17:56:56	167,095	9,31 km/h
73	↗	+7	80	111	KEITH	Eoin	IRELAND	IRL	113	17:57:59	167,095	9,30 km/h
74			74	42	PENNY	Blaine	CANADA	CAN	113	17:58:30	167,095	9,30 km/h

Pos.	Evol.	Increase	Prev. Pos.	Bib	Name	Surname	Team	Country	Laps	Last lap time	Total distance	Avg speed km/h
75	↘	-13	62	211	SLABY	Steve	UNITED STATES OF AMERICA	USA	112	17:13:57	165,604	9,61 km/h
76	↘	-1	75	39	ROULIER	Sebastien	CANADA	CAN	112	17:48:19	165,604	9,30 km/h
77			77	170	TRUSCĂ	Daniel	ROMANIA	ROU	112	17:53:05	165,604	9,26 km/h
78	↗	+9	87	113	GALLEN	Eddie	IRELAND	IRL	112	17:55:32	165,604	9,24 km/h
79	↘	-1	78	55	KOPEČNÝ	Dušan	CZECH REPUBLIC	CZE	112	17:55:35	165,604	9,24 km/h
80	↗	+5	85	25	PAVIC	Branislav	BOSNIA-HERZEGOVINA	BIH	112	17:56:30	165,604	9,23 km/h
81	↘	-5	76	72	KUKKO	Jyrki	FINLAND	FIN	112	17:58:44	165,604	9,21 km/h
82	↗	+6	88	183	MACAJ	Ivan	SLOVAK REPUBLIC	SVK	111	17:50:38	164,113	9,20 km/h
83	↗	+7	90	41	TABELEV	Oleg	CANADA	CAN	111	17:58:10	164,113	9,13 km/h
84	↘	-2	82	9	ECKFORD	Matthew	AUSTRALIA	AUS	111	17:59:14	164,113	9,12 km/h
85	↗	+4	89	16	YOON	John	AUSTRALIA	AUS	111	17:59:58	164,113	9,12 km/h
86	↘	-2	84	181	WINGS	Samuel	SWITZERLAND	SUI	110	17:51:07	162,622	9,11 km/h
87	↗	+11	98	109	JAIN	Kanan	INDIA	IND	110	17:52:10	162,622	9,10 km/h
88	↗	+7	95	107	SHARMA	Sunil	INDIA	IND	110	17:58:08	162,622	9,05 km/h
89	↘	-8	81	115	O'SHEA	Alex	IRELAND	IRL	109	17:40:28	161,131	9,12 km/h
90	↘	-4	86	142	ZARAGOZA	Marco	MEXICO	MEX	109	17:54:35	161,131	9,00 km/h
91	↗	+6	97	3	KIERDELEWICZ	Nicolas	ARGENTINA	ARG	109	17:55:16	161,131	8,99 km/h
92	↘	-19	73	98	WILSDORF	Stefan	GERMANY	GER	108	16:55:32	159,640	9,43 km/h
93	↘	-10	83	134	VIETNIEKS	Mikelis	LATVIA	LAT	108	17:48:08	159,640	8,97 km/h
94	↘	-3	91	126	ABIKO	Ryo	JAPAN	JPN	108	17:51:49	159,640	8,94 km/h
95	↗	+8	103	204	CAMEJO	Jonathan	URUGUAY	URU	108	17:53:36	159,640	8,92 km/h
96	↗	+5	101	108	MOHANTY	Pranaya Pratap	INDIA	IND	108	17:54:34	159,640	8,91 km/h
97	↘	-1	96	175	KREJAC	Damjan	SLOVENIA	SLO	108	17:55:53	159,640	8,90 km/h
98	↗	+2	100	190	LI	Wang-Chang	CHINESE TAIPEI	TPE	108	17:59:13	159,640	8,88 km/h
99	↗	+8	107	165	OLIVEIRA	Joao	PORTUGAL	POR	108	17:59:26	159,640	8,87 km/h
100	↘	-6	94	73	RANTA	Kari	FINLAND	FIN	108	17:59:29	159,640	8,87 km/h
101	↗	+1	102	19	MAYER	Georg	AUSTRIA	AUT	107	17:39:25	158,149	8,96 km/h
102	↘	-9	93	178	IVANOVIC	Boris	SLOVENIA	SLO	107	17:49:26	158,149	8,87 km/h
103	↗	+3	106	5	MONTES DE OCA	Cristian	ARGENTINA	ARG	107	17:55:26	158,149	8,82 km/h
104			104	74	NIEMENMAA	Ville	FINLAND	FIN	106	17:45:27	156,658	8,82 km/h
105			105	199	MIKHIEIEV	Dmytro	UKRAINE	UKR	106	17:49:47	156,658	8,79 km/h
106	↗	+12	118	120	ROMANO	Stefano		ITA	106	17:52:47	156,658	8,76 km/h
107	↗	+2	109	15	SYMONDS	Dan		AUS	106	17:53:19	156,658	8,76 km/h
108	↗	+8	116	34	VIEIRA	Flavio Fernandes	BRAZIL	BRA	106	17:54:26	156,658	8,75 km/h
109	↗	+4	113	137	LITVINAVIČIUS	Saulius	LITHUANIA	LTU	105	17:50:46	155,167	8,69 km/h
110	↗	+4	114	172	ANTONARU	Daniel	ROMANIA	ROU	105	17:52:40	155,167	8,68 km/h
111	↘	-3	108	62	BATSBERG	Bruno	DENMARK	DEN	105	17:53:17	155,167	8,67 km/h
112	↗	+7	119	202	FERNÁNDEZ	Luis	URUGUAY	URU	105	17:53:35	155,167	8,67 km/h
113	↘	-1	112	188	WANG	Tao-Yuan	CHINESE TAIPEI	TPE	105	17:54:48	155,167	8,66 km/h
114	↗	+1	115	7	BERTON	Pablo	ARGENTINA	ARG	105	17:58:22	155,167	8,63 km/h
115	↘	-23	92	160	BASA	Przemyslaw	POLAND	POL	104	15:33:23	153,676	9,88 km/h
116	↗	+8	124	191	HSUEH	Ping-Cheng	CHINESE TAIPEI	TPE	104	17:55:27	153,676	8,57 km/h
117	↗	+5	122	150	ZUIDEMA	Nitish (Peter)	NETHERLANDS	NED	104	17:57:07	153,676	8,56 km/h
118	↗	+8	126	198	KRASNOV	Dmytro	UKRAINE	UKR	104	17:59:45	153,676	8,54 km/h
119	↘	-20	99	192	CHANG	Chung-Yi		TPE	103	16:22:35	152,185	9,29 km/h
120	↘	-3	117	61	JØRGENSEN	Klaus Pirker	DENMARK	DEN	103	17:53:17	152,185	8,51 km/h
121	↗	+2	123	77	LÅGLAND	Jan	FINLAND	FIN	102	17:44:17	150,694	8,50 km/h
122	↘	-2	120	99	MARIFOGLOU	Dimosthenis	GREECE	GRE	102	17:55:17	150,694	8,41 km/h
123	↘	-13	110	59	SØRENSEN	Kim Klitgaard	DENMARK	DEN	101	16:13:38	149,203	9,19 km/h
124	↘	-13	111	156	CORREA	Anibal	PARAGUAY	PAR	101	16:29:18	149,203	9,05 km/h
125	↗	+4	129	18	MICHALITZ	Andreas	AUSTRIA	AUT	100	17:37:45	147,712	8,38 km/h
126	↘	-1	125	53	KRAJČA	Rudolf	CZECH REPUBLIC	CZE	100	17:39:39	147,712	8,36 km/h
127	↗	+8	135	32	CHARNASHEI	Yury	BELARUS	BLR	100	17:53:55	147,712	8,25 km/h
128	↗	+6	134	196	HOTSULIAK	Serhii		UKR	100	17:55:55	147,712	8,24 km/h
129	↗	+4	133	30	LAPUTS	Andrei	BELARUS	BLR	100	17:57:22	147,712	8,23 km/h
130	↘	-9	121	146	DE LOS SANTOS	Oscar	MEXICO	MEX	99	16:59:46	146,221	8,60 km/h
131	↘	-3	128	138	SKINULIS	Aurimas	LITHUANIA	LTU	99	17:46:55	146,221	8,22 km/h
132	↘	-2	130	171	FARKAS	Răzvan	ROMANIA	ROU	99	17:49:09	146,221	8,21 km/h
133	↗	+5	138	130	BRAUNS	Didzis	LATVIA	LAT	99	17:50:05	146,221	8,20 km/h
134	↗	+3	137	70	RÜÜTELMAA	Andrus	ESTONIA	EST	99	17:51:18	146,221	8,19 km/h
135	↗	+9	144	185	STEENE	Johan	SWEDEN	SWE	99	17:58:36	146,221	8,13 km/h
136	↘	-5	131	43	MASTERS	Daniel	CANADA	CAN	98	17:15:10	144,730	8,39 km/h
137	↘	-5	132	48	CABRAL	José Daniel	CAPE VERDE ISLANDS	CPV	98	17:46:11	144,730	8,14 km/h
138	↘	-2	136	60	STEENBERG	Thomas	DENMARK	DEN	98	17:54:32	144,730	8,08 km/h
139	↘	-12	127	176	SRNEC	Uros	SLOVENIA	SLO	97	14:42:42	143,239	9,74 km/h
140	↗	+1	141	45	SEMEDO MOREIRA	Nataniel de Jesus	CAPE VERDE ISLANDS	CPV	96	17:43:00	141,748	8,00 km/h
141	↗	+2	143	167	CARDOSO DIAS	Daniel	PORTUGAL	POR	96	17:51:45	141,748	7,94 km/h
142	↗	+3	145	149	BINSBERGEN, VAN	Arjan	NETHERLANDS	NED	96	17:53:28	141,748	7,92 km/h
143	↘	-3	140	154	BOTHA	Wayne	NEW ZEALAND	NZL	95	17:41:12	140,257	7,93 km/h
144	↘	-2	142	177	MARKO	Ferc	SLOVENIA	SLO	95	17:45:12	140,257	7,90 km/h
145	↗	+1	146	27	RAHOISHA	Piotr	BELARUS	BLR	95	17:59:03	140,257	7,80 km/h
146	↘	-7	139	179	GACIK	Saša	SERBIA	SRB	93	14:46:17	137,275	9,29 km/h
147			147	131	PORMEISTERS	Uldis	LATVIA	LAT	93	17:48:09	137,275	7,71 km/h
148	↗	+3	151	127	LUCĀNS	Nikolajs		LAT	92	17:51:23	135,784	7,60 km/h

Pos.	Evol.	Increase	Prev. Pos.	Bib	Name	Surname	Team	Country	Laps	Last lap time	Total distance	Avg speed km/h
149	↗	+1	150	141	 GOMEZ	Rodrigo	MEXICO	MEX	92	17:51:53	135,784	7,60 km/h
150	↗	+4	154	4	 BARNES	Pablo	ARGENTINA	ARG	91	17:58:26	134,293	7,47 km/h
151	↗	+1	152	47	 SILVA TAVARES	Orlando	CAPE VERDE ISLANDS	CPV	90	17:46:10	132,802	7,47 km/h
152	↗	+1	153	197	 KHRYSTENOK	Valerii	UKRAINE	UKR	90	17:50:09	132,802	7,45 km/h
153	↘	-5	148	114	 MULLINS	Padraig	IRELAND	IRL	89	14:50:11	131,311	8,85 km/h
154	↘	-5	149	24	 JUNUZOVIC	Rasim	BOSNIA-HERZEGOVINA	BIH	89	16:40:49	131,311	7,87 km/h
155	↗	+1	156	186	 KAO	Chih-Ming	CHINESE TAIPEI	TPE	89	17:47:48	131,311	7,38 km/h
156	↗	+4	160	28	 ANATSKA	Leanid	BELARUS	BLR	89	17:59:07	131,311	7,30 km/h
157	↗	+4	161	205	 GUERRA	Ricardo	URUGUAY	URU	88	17:51:57	129,820	7,27 km/h
158	↗	+1	159	157	 PELOZO	Alejandro	PARAGUAY	PAR	88	17:56:15	129,820	7,24 km/h
159	↘	-4	155	119	 LEONELLI	Nicolas	ITALY	ITA	86	13:04:22	126,838	9,70 km/h
160	↗	+5	165	68	 SEEPÖLD	Rain	ESTONIA	EST	86	17:49:54	126,838	7,11 km/h
161	↗	+2	163	153	 HARRE	Graeme	NEW ZEALAND	NZL	86	17:51:08	126,838	7,10 km/h
162	↗	+2	164	187	 KANG	Ting-Jui	CHINESE TAIPEI	TPE	86	17:56:44	126,838	7,07 km/h
163	↘	-6	157	158	 RADZIKOWSKI	Andrzej	POLAND	POL	85	15:24:25	125,347	8,14 km/h
164	↘	-6	158	106	 SAH	Binay Kumar	INDIA	IND	84	15:05:43	123,856	8,20 km/h
165	↗	+5	170	2	 BERENQUER GRAE	Joan Antoni	ANDORRA	AND	84	17:45:04	123,856	6,98 km/h
166	↗	+6	172	26	 BARIC	Zdravko	BOSNIA-HERZEGOVINA	BIH	84	17:52:06	123,856	6,93 km/h
167	↗	+7	174	100	 MICHPOPOULOS	Marios	GREECE	GRE	84	17:54:36	123,856	6,92 km/h
168	↗	+3	171	147	 MIHOV	Trajche	NORTH MACEDONIA	MKD	84	17:56:38	123,856	6,90 km/h
169	↘	-7	162	66	 DELGADO GIL	Ruben	SPAIN	ESP	83	11:32:52	122,365	10,60 km/h
170	↘	-1	169	129	 CĀBULIS	Pēteris	LATVIA	LAT	83	17:51:02	122,365	6,85 km/h
171	↗	+4	175	31	 DRAHUN	Barys	BELARUS	BLR	82	17:54:54	120,874	6,75 km/h
172	↘	-6	166	81	 DILMI	Ludovic	FRANCE	FRA	81	12:15:40	119,383	9,74 km/h
173	↘	-6	167	122	 VERDUCCI	Luca	ITALY	ITA	81	13:09:42	119,383	9,07 km/h
174	↘	-6	168	195	 BIALOBRZYESKYI	Andrii	UKRAINE	UKR	81	14:30:56	119,383	8,22 km/h
175	↘	-2	173	155	 McDOWALL	Andrew	NEW ZEALAND	NZL	79	14:57:30	116,401	7,78 km/h
176	↗	+1	177	140	 ROBLES	Octaviano		MEX	79	17:48:40	116,401	6,54 km/h
177	↗	+5	182	189	 CHOU	Chun-Hung	CHINESE TAIPEI	TPE	78	17:52:07	114,910	6,43 km/h
178	↘	-2	176	145	 MACDONELL	Brawny	MEXICO	MEX	77	16:36:27	113,419	6,83 km/h
179	↘	-1	178	128	 KUMPIŅŠ	Ainārs	LATVIA	LAT	75	09:33:59	110,437	11,54 km/h
180	↘	-1	179	194	 LIN	Kun-Hsien		TPE	74	14:55:26	108,946	7,30 km/h
181	↘	-1	180	112	 HOGAN	Aidan	IRELAND	IRL	73	10:23:01	107,455	10,35 km/h
182	↘	-1	181	17	 KLAMMER	Günter	AUSTRIA	AUT	73	12:00:16	107,455	8,95 km/h
183			183	69	 VIRMA	Ragnar	ESTONIA	EST	72	15:14:45	105,964	6,95 km/h
184			184	37	 ALMEIDA SANTOS	Gustavo Medeiros da	BRAZIL	BRA	71	10:44:42	104,473	9,72 km/h
185			185	203	 RIVERO	Hector	URUGUAY	URU	69	12:53:14	101,491	7,88 km/h
186	↗	+5	191	29	 LAPUTS	Anatoli	BELARUS	BLR	69	17:33:46	101,491	5,78 km/h
187	↘	-1	186	193	 LAI	Kao-Ynag		TPE	68	12:58:40	100,000	7,71 km/h
188	↘	-1	187	20	 DIEPLINGER	Günter	AUSTRIA	AUT	68	13:07:55	100,000	7,62 km/h
189	↘	-1	188	200	 SHYPUNOV	Valerii	UKRAINE	UKR	68	14:28:24	100,000	6,91 km/h
190	↘	-1	189	58	 HANSEN	Kim	DENMARK	DEN	68	16:17:14	100,000	6,14 km/h
191	↘	-1	190	23	 ABDKOVIC	Mirsad	BOSNIA-HERZEGOVINA	BIH	67	14:35:33	98,509	6,75 km/h
192			192	180	 ŠULJA	Mihail	SERBIA	SRB	66	10:32:42	97,018	9,20 km/h
193			193	143	 MENESES	Mario	MEXICO	MEX	66	17:57:09	97,018	5,40 km/h
194			194	148	 DIMOV	Zoran	NORTH MACEDONIA	MKD	65	17:19:06	95,527	5,52 km/h
195	↗	+2	197	71	 VENNIKAS	Peeter	ESTONIA	EST	61	17:50:11	89,563	5,02 km/h
196			196	144	 INOGALES	Edy		MEX	57	17:56:07	83,599	4,66 km/h
197	↘	-2	195	139	 VAZQUEZ	Eduardo	MEXICO	MEX	56	09:29:57	82,108	8,64 km/h
198			198	51	 MAREK	Pavel	CZECH REPUBLIC	CZE	49	10:10:37	71,671	7,04 km/h
199			199	40	 GAUDET	Wayne	CANADA	CAN	49	17:27:04	71,671	4,11 km/h
200			200	104	 BÜKI	Tivadar	HUNGARY	HUN	41	05:39:34	59,743	10,56 km/h
201			201	76	 FORSELL	Marko	FINLAND	FIN	30	05:04:36	43,342	8,54 km/h
202			202	1	 NEKMOUCHE	Mohamed	ALGERIA	ALG	30	05:38:26	43,342	7,68 km/h
203			203	44	 TOMAJKO	Stephen	CANADA	CAN	27	04:06:02	38,869	9,48 km/h
204			204	36	 VILARES	Cleber Castilhana	BRAZIL	BRA	18	02:33:35	25,450	9,94 km/h
205			205	169	 IONIȚĂ	Florin Sebastian	ROMANIA	ROU	16	01:59:13	22,468	11,31 km/h