






































































































Pos.	Evol.	Increase	Prev. Pos.	Bib		Name	Surname	Team	Country	Laps	Last lap time	Total distance	Avg speed km/h
1			1	136		SOROKIN	Aleksandr	LITHUANIA	LTU	137	16:58:21	202,879	11,95 km/h
2			2	79		CLAVERY	Erik	FRANCE	FRA	136	16:58:03	201,388	11,87 km/h
3			3	63		PENALVA LOPEZ	Ivan	SPAIN	ESP	134	16:55:39	198,406	11,72 km/h
4			4	103		BÓDIS	Tamás	HUNGARY	HUN	134	16:58:52	198,406	11,68 km/h
5			5	159		PIOTROWSKI	Andrzej	POLAND	POL	131	16:52:26	193,933	11,49 km/h
6			6	206		LEBLOND	Olivier	UNITED STATES OF AMERICA	USA	131	16:54:52	193,933	11,47 km/h
7	↗	+1	8	207		JACKSON	Jacob	UNITED STATES OF AMERICA	USA	131	16:57:56	193,933	11,43 km/h
8	↘	-1	7	124		INOUE	Shingo	JAPAN	JPN	129	16:52:00	190,951	11,32 km/h
9	↗	+2	11	97		WEBER	Felix	GERMANY	GER	129	16:55:53	190,951	11,28 km/h
10			10	101		CSECSEI	Zoltán	HUNGARY	HUN	129	16:56:36	190,951	11,27 km/h
11	↘	-2	9	166		GIL	Luis	PORTUGAL	POR	128	16:52:58	189,460	11,22 km/h
12	↗	+1	13	54		VELIČKA	Ondřej	CZECH REPUBLIC	CZE	128	16:53:59	189,460	11,21 km/h
13	↗	+1	14	201		TKACHUK	Andrii	UKRAINE	UKR	128	16:57:45	189,460	11,17 km/h
14	↘	-2	12	125		NARAKI	Toshiro	JAPAN	JPN	127	16:54:31	187,969	11,12 km/h
15	↗	+1	16	83		RUEL	Stephane	FRANCE	FRA	127	16:58:20	187,969	11,08 km/h
16	↘	-1	15	105		NARAYANA	Ullas	INDIA	IND	127	16:59:16	187,969	11,06 km/h
17	↗	+6	23	210		LEWIS	Harvey	UNITED STATES OF AMERICA	USA	125	16:58:51	184,987	10,89 km/h
18	↗	+2	20	88		LAWSON	Daniel	GREAT BRITAIN AND NORTHERN IRELAND	GBR	125	16:59:43	184,987	10,88 km/h
19	↗	+1	20	151		NORUM	Jo Inge	NORWAY	NOR	125	16:59:44	184,987	10,88 km/h
20	↘	-3	17	80		COSTA	Valentin	FRANCE	FRA	124	16:52:35	183,496	10,87 km/h
21	↗	+1	22	164		KOT	Rafal		POL	124	16:53:45	183,496	10,86 km/h
22	↗	+2	24	90		MASKELL	Paul	GREAT BRITAIN AND NORTHERN IRELAND	GBR	124	16:55:05	183,496	10,85 km/h
23	↘	-4	19	102		HALAMA	Levente	HUNGARY	HUN	124	16:58:15	183,496	10,81 km/h
24	↗	+1	25	8		BRETZ	Kay	AUSTRALIA	AUS	124	16:58:27	183,496	10,81 km/h
25	↗	+2	27	91		STEWART	James	GREAT BRITAIN AND NORTHERN IRELAND	GBR	123	16:55:31	182,005	10,75 km/h
26	↘	-8	18	208		RIOPEL	Rich	UNITED STATES OF AMERICA	USA	123	16:56:19	182,005	10,74 km/h
27	↗	+1	28	12		MULLER	Kevin	AUSTRALIA	AUS	123	16:57:45	182,005	10,73 km/h
28	↗	+6	34	123		TAKAHASHI	Nobuyuki	JAPAN	JPN	122	16:54:39	180,514	10,67 km/h
29	↗	+1	30	65		MATAIX GRACIA	Miguel	SPAIN	ESP	121	16:50:31	179,023	10,63 km/h
30	↗	+6	36	84		RUIZ	Patrick	FRANCE	FRA	121	16:56:18	179,023	10,57 km/h
31	↗	+2	33	118		GRASSI	Matteo	ITALY	ITA	121	16:57:06	179,023	10,56 km/h
32	↗	+3	35	212		COURY	Nick		USA	120	16:52:21	177,532	10,52 km/h
33	↘	-7	26	182		VIEUX	Florian	SWITZERLAND	SUI	120	16:52:59	177,532	10,52 km/h
34	↘	-5	29	49		BRUNNER	Radek	CZECH REPUBLIC	CZE	120	16:53:55	177,532	10,51 km/h
35	↘	-4	31	95		LEUZE	Marcel	GERMANY	GER	120	16:55:33	177,532	10,49 km/h
36	↗	+5	41	94		HÖSL	Patrick	GERMANY	GER	120	16:59:02	177,532	10,45 km/h
37	↘	-5	32	116		BRAVI	Paolo	ITALY	ITA	119	16:54:30	176,041	10,41 km/h
38	↘	-1	37	92		STOCKS	Michael	GREAT BRITAIN AND NORTHERN IRELAND	GBR	119	16:56:51	176,041	10,39 km/h
39			39	50		HORČIČKA	Jiří	CZECH REPUBLIC	CZE	119	16:58:08	176,041	10,37 km/h
40	↘	-2	38	152		KRONEN TARANGEN	Bjorn Tore	NORWAY	NOR	119	16:59:18	176,041	10,36 km/h
41	↘	-1	40	6		MORAN SALAS	Pedro	ARGENTINA	ARG	118	16:48:46	174,550	10,38 km/h
42			42	162		WERESZCZAK	Andrzej	POLAND	POL	118	16:54:09	174,550	10,33 km/h
43	↗	+1	44	163		MALYSZEK	Leszek	POLAND	POL	118	16:56:17	174,550	10,31 km/h
44	↗	+4	48	87		HOLYOAK	Steven	GREAT BRITAIN AND NORTHERN IRELAND	GBR	117	16:53:17	173,059	10,25 km/h
45	↗	+4	49	14		REDFERN	Stephen	AUSTRALIA	AUS	117	16:54:32	173,059	10,23 km/h
46	↗	+1	47	135		VECVAGARIS	Matīss		LAT	117	16:57:55	173,059	10,20 km/h
47	↘	-2	45	132		BONDARS	Aivars		LAT	117	16:58:36	173,059	10,19 km/h
48	↘	-5	43	64		DE LAS HERAS MOYA	Nicolas	SPAIN	ESP	116	16:51:05	171,568	10,18 km/h
49	↗	+2	51	10		HORSBURGH	Ewan	AUSTRALIA	AUS	116	16:53:23	171,568	10,16 km/h
50			50	121		ROVERA	Paolo	ITALY	ITA	116	16:57:04	171,568	10,12 km/h
51	↘	-5	46	11		LOVEDAY	Barry		AUS	116	16:57:55	171,568	10,11 km/h
52			52	67		POLL	Cris	ESTONIA	EST	116	16:58:24	171,568	10,11 km/h
53	↗	+1	54	117		CERONI	Matteo	ITALY	ITA	116	16:59:01	171,568	10,10 km/h
54	↗	+2	56	82		GERARDIN	Raphael	FRANCE	FRA	115	16:54:10	170,077	10,06 km/h
55			55	75		RONKAINEN	Tomi	FINLAND	FIN	114	16:53:40	168,586	9,98 km/h
56	↘	-3	53	133		KALNIŅŠ	Ritvars	LATVIA	LAT	113	16:49:32	167,095	9,93 km/h
57	↗	+2	59	35		CRACCO JUNIOR	Urbano Dario	BRAZIL	BRA	112	16:53:12	165,604	9,81 km/h
58	↗	+12	70	161		BRACZYK	Krzysztof	POLAND	POL	111	16:54:50	164,113	9,70 km/h
59	↗	+5	64	21		GLASER	Dominik	AUSTRIA	AUT	111	16:56:11	164,113	9,69 km/h
60	↗	+3	63	38		MOCHINACZ	Itacir	BRAZIL	BRA	111	16:58:03	164,113	9,67 km/h
61	↘	-1	60	173		ROMAN	Radu	ROMANIA	ROU	111	16:58:09	164,113	9,67 km/h
62	↘	-5	57	211		SLABY	Steve	UNITED STATES OF AMERICA	USA	111	16:58:51	164,113	9,66 km/h
63	↘	-2	61	209		ARMSTRONG	Greg	UNITED STATES OF AMERICA	USA	110	16:39:57	162,622	9,76 km/h
64	↗	+1	65	89		MacDONALD	Grant	GREAT BRITAIN AND NORTHERN IRELAND	GBR	110	16:46:22	162,622	9,70 km/h
65	↗	+7	72	215		RODRIGUES	Vitor	PORTUGAL	POR	110	16:57:16	162,622	9,59 km/h
66			66	56		HEREJT	Petr	CZECH REPUBLIC	CZE	110	16:58:06	162,622	9,58 km/h
67	↗	+1	68	174		MIKLIČ	Mirko Bogomir	SLOVENIA	SLO	110	16:58:55	162,622	9,58 km/h
68	↗	+3	71	13		PEARSON	John		AUS	109	16:51:57	161,131	9,55 km/h
69	↘	-7	62	33		SOUSA	Luciano Alves	BRAZIL	BRA	109	16:56:20	161,131	9,51 km/h
70	↗	+6	76	57		FRIIS	Carsten	DENMARK	DEN	109	16:56:47	161,131	9,51 km/h
71	↗	+4	75	22		HARTL	Herbert	AUSTRIA	AUT	108	16:50:21	159,640	9,48 km/h
72	↘	-3	69	184		VÅLITALO	Dan	SWEDEN	SWE	108	16:54:12	159,640	9,44 km/h
73	↘	-15	58	98		WILSDORF	Stefan	GERMANY	GER	108	16:55:32	159,640	9,43 km/h
74	↗	+4	78	42		PENNY	Blaine	CANADA	CAN	108	16:59:33	159,640	9,39 km/h

Pos.	Evol.	Increase	Prev. Pos.	Bib		Name	Surname	Team	Country	Laps	Last lap time	Total distance	Avg speed km/h
75	↗	+5	80	39		ROULIER	Sebastien	CANADA	CAN	107	16:52:50	158,149	9,37 km/h
76	↗	+5	81	72		KUKKO	Jyrki	FINLAND	FIN	107	16:52:53	158,149	9,37 km/h
77	↗	+10	87	170		TRUSCĂ	Daniel	ROMANIA	ROU	107	16:53:21	158,149	9,36 km/h
78	↗	+8	86	55		KOPEČNÝ	Dušan	CZECH REPUBLIC	CZE	107	16:54:50	158,149	9,35 km/h
79	↘	-2	77	96		LUX	Christoph	GERMANY	GER	107	16:56:59	158,149	9,33 km/h
80	↗	+13	93	111		KEITH	Eoin	IRELAND	IRL	107	16:58:50	158,149	9,31 km/h
81	↘	-8	73	115		O'SHEA	Alex	IRELAND	IRL	107	16:58:52	158,149	9,31 km/h
82	↘	-3	79	9		ECKFORD	Matthew	AUSTRALIA	AUS	107	16:58:59	158,149	9,31 km/h
83	↗	+6	89	134		VIETNIEKS	Mikelis	LATVIA	LAT	106	16:48:22	156,658	9,32 km/h
84	↘	-10	74	181		WINGS	Samuel	SWITZERLAND	SUI	106	16:49:16	156,658	9,31 km/h
85	↘	-3	82	25		PAVIC	Branislav	BOSNIA-HERZEGOVINA	BIH	106	16:51:42	156,658	9,29 km/h
86	↘	-3	83	142		ZARAGOZA	Marco	MEXICO	MEX	106	16:54:11	156,658	9,27 km/h
87	↗	+7	94	113		GALLEN	Eddie	IRELAND	IRL	106	16:54:25	156,658	9,27 km/h
88	↗	+3	91	183		MACAJ	Ivan	SLOVAK REPUBLIC	SVK	106	16:55:41	156,658	9,25 km/h
89	↗	+9	98	16		YOON	John	AUSTRALIA	AUS	106	16:56:38	156,658	9,25 km/h
90	↗	+7	97	41		TABELEV	Oleg	CANADA	CAN	106	16:59:58	156,658	9,22 km/h
91	↘	-7	84	126		ABIKO	Ryo	JAPAN	JPN	105	16:55:46	155,167	9,17 km/h
92	↘	-25	67	160		BASA	Przemyslaw	POLAND	POL	104	15:33:23	153,676	9,88 km/h
93	↘	-3	90	178		IVANOVIC	Boris	SLOVENIA	SLO	104	16:38:13	153,676	9,24 km/h
94	↘	-6	88	73		RANTA	Kari	FINLAND	FIN	104	16:44:28	153,676	9,18 km/h
95	↗	+4	99	107		SHARMA	Sunil	INDIA	IND	104	16:48:22	153,676	9,14 km/h
96	↗	+5	101	175		KREJAC	Damjan	SLOVENIA	SLO	104	16:56:06	153,676	9,07 km/h
97	↗	+8	105	3		KIERDELEWICZ	Nicolas	ARGENTINA	ARG	104	16:59:55	153,676	9,04 km/h
98	↗	+10	108	109		JAIN	Kanan	INDIA	IND	104	16:59:58	153,676	9,04 km/h
99	↘	-14	85	192		CHANG	Chung-Yi	CHINESE TAIPEI	TPE	103	16:22:35	152,185	9,29 km/h
100	↘	-4	96	190		LI	Wang-Chang	CHINESE TAIPEI	TPE	103	16:40:02	152,185	9,13 km/h
101	↗	+3	104	108		MOHANTY	Pranaya Pratap	INDIA	IND	103	16:48:23	152,185	9,06 km/h
102	↗	+1	103	19		MAYER	Georg	AUSTRIA	AUT	103	16:48:56	152,185	9,05 km/h
103	↗	+6	109	204		CAMEJO	Jonathan	URUGUAY	URU	103	16:51:37	152,185	9,03 km/h
104	↘	-2	102	74		NIEMENMAA	Ville	FINLAND	FIN	103	16:59:18	152,185	8,96 km/h
105	↗	+5	110	199		MIKHIEIEV	Dmytro	UKRAINE	UKR	102	16:45:36	150,694	8,99 km/h
106			106	5		MONTES DE OCA	Cristian	ARGENTINA	ARG	102	16:46:42	150,694	8,98 km/h
107	↗	+6	113	165		OLIVEIRA	Joao	PORTUGAL	POR	102	16:56:04	150,694	8,90 km/h
108	↘	-8	100	62		BATSBURG	Bruno	DENMARK	DEN	102	16:56:49	150,694	8,89 km/h
109	↘	-2	107	15		SYMONDS	Dan	AUS	102	16:58:20	150,694	8,88 km/h	
110	↘	-18	92	59		SØRENSEN	Kim Klitgaard	DENMARK	DEN	101	16:13:38	149,203	9,19 km/h
111	↘	-16	95	156		CORREA	Anibal	PARAGUAY	PAR	101	16:29:18	149,203	9,05 km/h
112	↗	+5	117	188		WANG	Tao-Yuan	CHINESE TAIPEI	TPE	101	16:55:01	149,203	8,82 km/h
113	↗	+2	115	137		LITVINAVIČIUS	Saulius	LITHUANIA	LTU	101	16:56:52	149,203	8,80 km/h
114	↗	+8	122	172		ANTONARU	Daniel	ROMANIA	ROU	100	16:44:22	147,712	8,82 km/h
115	↘	-1	114	7		BERTON	Pablo	ARGENTINA	ARG	100	16:45:38	147,712	8,81 km/h
116	↗	+10	126	34		VIEIRA	Flavio Fernandes	BRAZIL	BRA	100	16:49:02	147,712	8,78 km/h
117	↗	+2	119	61		JØRGENSEN	Klaus Pirker	DENMARK	DEN	100	16:53:20	147,712	8,75 km/h
118	↗	+12	130	120		ROMANO	Stefano	ITA	100	16:54:22	147,712	8,74 km/h	
119	↘	-1	118	202		FERNÁNDEZ	Luis	URUGUAY	URU	100	16:55:37	147,712	8,73 km/h
120			120	99		MARIFOGLOU	Dimosthenis	GREECE	GRE	100	16:59:46	147,712	8,69 km/h
121	↘	-9	112	146		DE LOS SANTOS	Oscar	MEXICO	MEX	99	16:59:46	146,221	8,60 km/h
122	↗	+7	129	150		ZUIDEMA	Nitish (Peter)	NETHERLANDS	NED	98	16:48:04	144,730	8,61 km/h
123	↗	+1	124	77		LÄGLAND	Jan	FINLAND	FIN	98	16:50:20	144,730	8,59 km/h
124	↘	-1	123	191		HSUEH	Ping-Cheng	CHINESE TAIPEI	TPE	98	16:54:03	144,730	8,56 km/h
125	↘	-4	121	53		KRAJČA	Rudolf	CZECH REPUBLIC	CZE	98	16:55:13	144,730	8,55 km/h
126	↗	+6	132	198		KRASNOV	Dmytro	UKRAINE	UKR	98	16:55:18	144,730	8,55 km/h
127	↘	-16	111	176		SRNEC	Uros	SLOVENIA	SLO	97	14:42:42	143,239	9,74 km/h
128	↘	-12	116	138		SKINULIS	Aurimas	LITHUANIA	LTU	97	16:07:25	143,239	8,88 km/h
129	↘	-2	127	18		MICHALITZ	Andreas	AUSTRIA	AUT	97	16:44:12	143,239	8,56 km/h
130	↗	+3	133	171		FARKAS	Răzvan	ROMANIA	ROU	97	16:55:37	143,239	8,46 km/h
131	↘	-6	125	43		MASTERS	Daniel	CANADA	CAN	97	16:55:55	143,239	8,46 km/h
132	↘	-1	131	48		CABRAL	José Daniel	CAPE VERDE ISLANDS	CPV	95	16:44:35	140,257	8,38 km/h
133	↗	+2	135	30		LAPUTS	Andrei	BELARUS	BLR	95	16:48:59	140,257	8,34 km/h
134	↗	+2	136	196		HOTSULIAK	Serhii	UKR	95	16:51:09	140,257	8,32 km/h	
135	↘	-1	134	32		CHARNASHEI	Yury	BELARUS	BLR	95	16:53:59	140,257	8,30 km/h
136	↗	+1	137	60		STEENBERG	Thomas	DENMARK	DEN	94	16:54:53	138,766	8,20 km/h
137	↗	+1	138	70		RÜÜTELMAA	Andrus	ESTONIA	EST	94	16:55:38	138,766	8,20 km/h
138	↗	+3	141	130		BRAUNS	Didzis	LATVIA	LAT	94	16:56:20	138,766	8,19 km/h
139	↘	-11	128	179		GACIK	Saša	SERBIA	SRB	93	14:46:17	137,275	9,29 km/h
140	↗	+3	143	154		BOTHA	Wayne	NEW ZEALAND	NZL	93	16:56:45	137,275	8,10 km/h
141	↗	+1	142	45		SEMEDO MOREIRA	Nataniel de Jesus	CAPE VERDE ISLANDS	CPV	93	16:59:10	137,275	8,08 km/h
142	↘	-2	140	177		MARKO	Ferc	SLOVENIA	SLO	92	16:49:52	135,784	8,07 km/h
143	↗	+2	145	167		CARDOSO DIAS	Daniel	PORTUGAL	POR	92	16:53:15	135,784	8,04 km/h
144	↗	+8	152	185		STEENE	Johan	SWEDEN	SWE	92	16:58:31	135,784	8,00 km/h
145	↘	-1	144	149		BINSBERGEN, VAN	Arjan	NETHERLANDS	NED	91	16:46:55	134,293	8,00 km/h
146	↗	+1	147	27		RAHOISHA	Piotr	BELARUS	BLR	90	16:45:59	132,802	7,92 km/h
147	↗	+2	149	131		PORMEISTERS	Uldis	LATVIA	LAT	90	16:48:21	132,802	7,90 km/h
148	↘	-9	139	114		MULLINS	Padraig	IRELAND	IRL	89	14:50:11	131,311	8,85 km/h

Pos.	Evol.	Increase	Prev. Pos.	Bib	Name	Surname	Team	Country	Laps	Last lap time	Total distance	Avg speed km/h
149	↘	-3	146	24	 JUNUZOVIC	Rasim	BOSNIA-HERZEGOVINA	BIH	89	16:40:49	131,311	7,87 km/h
150			150	141	 GOMEZ	Rodrigo	MEXICO	MEX	89	16:59:04	131,311	7,73 km/h
151			151	127	 LUCĀNS	Nikolajs		LAT	88	16:56:27	129,820	7,66 km/h
152	↗	+5	157	47	 SILVA TAVARES	Orlando	CAPE VERDE ISLANDS	CPV	87	16:54:39	128,329	7,59 km/h
153	↗	+6	159	197	 KHRYSTENOK	Valerii	UKRAINE	UKR	87	16:57:17	128,329	7,57 km/h
154			154	4	 BARNES	Pablo	ARGENTINA	ARG	87	16:58:33	128,329	7,56 km/h
155	↘	-7	148	119	 LEONELLI	Nicolas	ITALY	ITA	86	13:04:22	126,838	9,70 km/h
156	↘	-1	155	186	 KAO	Chih-Ming	CHINESE TAIPEI	TPE	86	16:59:11	126,838	7,47 km/h
157	↘	-4	153	158	 RADZIKOWSKI	Andrzej	POLAND	POL	85	15:24:25	125,347	8,14 km/h
158	↘	-2	156	106	 SAH	Binay Kumar	INDIA	IND	84	15:05:43	123,856	8,20 km/h
159	↗	+5	164	157	 PELOZO	Alejandro	PARAGUAY	PAR	84	16:41:01	123,856	7,42 km/h
160	↗	+6	166	28	 ANATSKA	Leanid	BELARUS	BLR	84	16:49:33	123,856	7,36 km/h
161	↗	+4	165	205	 GUERRA	Ricardo	URUGUAY	URU	84	16:52:09	123,856	7,34 km/h
162	↘	-4	158	66	 DELGADO GIL	Ruben	SPAIN	ESP	83	11:32:52	122,365	10,60 km/h
163	↗	+5	168	153	 HARRE	Graeme	NEW ZEALAND	NZL	83	16:51:17	122,365	7,26 km/h
164	↘	-4	160	187	 KANG	Ting-Jui	CHINESE TAIPEI	TPE	82	14:18:31	120,874	8,45 km/h
165	↗	+4	169	68	 SEEPÖLD	Rain	ESTONIA	EST	82	16:36:08	120,874	7,28 km/h
166	↘	-5	161	81	 DILMI	Ludovic	FRANCE	FRA	81	12:15:40	119,383	9,74 km/h
167	↘	-5	162	122	 IVERDUCCI	Luca	ITALY	ITA	81	13:09:42	119,383	9,07 km/h
168	↘	-5	163	195	 BIALOBRZYESKYI	Andrii	UKRAINE	UKR	81	14:30:56	119,383	8,22 km/h
169	↗	+2	171	129	 CĀBULIS	Pēteris	LATVIA	LAT	81	16:35:44	119,383	7,19 km/h
170	↗	+3	173	2	 BERENGUER GRAE	Joan Antoni	ANDORRA	AND	80	16:46:13	117,892	7,03 km/h
171	↗	+1	172	147	 MIHOV	Trajche	NORTH MACEDONIA	MKD	80	16:46:22	117,892	7,03 km/h
172	↗	+2	174	26	 BARIC	Zdravko	BOSNIA-HERZEGOVINA	BIH	80	16:53:20	117,892	6,98 km/h
173	↘	-6	167	155	 McDOWALL	Andrew	NEW ZEALAND	NZL	79	14:57:30	116,401	7,78 km/h
174	↘	-4	170	100	 MICHPOULOS	Marios	GREECE	GRE	79	16:49:16	116,401	6,92 km/h
175	↗	+2	177	31	 DRAHUN	Barys	BELARUS	BLR	78	16:52:50	114,910	6,81 km/h
176	↘	-1	175	145	 MACDONELL	Brawny	MEXICO	MEX	77	16:36:27	113,419	6,83 km/h
177	↗	+2	179	140	 ROBLES	Octaviano		MEX	76	16:51:43	111,928	6,64 km/h
178	↘	-2	176	128	 KUMPIŅŠ	Ainārs	LATVIA	LAT	75	09:33:59	110,437	11,54 km/h
179	↘	-1	178	194	 LIN	Kun-Hsien		TPE	74	14:55:26	108,946	7,30 km/h
180			180	112	 HOGAN	Aidan	IRELAND	IRL	73	10:23:01	107,455	10,35 km/h
181			181	17	 KLAMMER	Günter	AUSTRIA	AUT	73	12:00:16	107,455	8,95 km/h
182	↗	+2	184	189	 CHOU	Chun-Hung	CHINESE TAIPEI	TPE	73	16:50:05	107,455	6,38 km/h
183	↘	-1	182	69	 VIRMA	Ragnar	ESTONIA	EST	72	15:14:45	105,964	6,95 km/h
184	↘	-1	183	37	 ALMEIDA SANTOS	Gustavo Medeiros de	BRAZIL	BRA	71	10:44:42	104,473	9,72 km/h
185			185	203	 RIVERO	Hector	URUGUAY	URU	69	12:53:14	101,491	7,88 km/h
186			186	193	 LAI	Kao-Ynag		TPE	68	12:58:40	100,000	7,71 km/h
187			187	20	 DIEPLINGER	Günter	AUSTRIA	AUT	68	13:07:55	100,000	7,62 km/h
188			188	200	 SHYPUNOV	Valerii	UKRAINE	UKR	68	14:28:24	100,000	6,91 km/h
189	↗	+2	191	58	 HANSEN	Kim	DENMARK	DEN	68	16:17:14	100,000	6,14 km/h
190	↘	-1	189	23	 ABDAKOVIC	Mirsad	BOSNIA-HERZEGOVINA	BIH	67	14:35:33	98,509	6,75 km/h
191	↘	-1	190	29	 LAPUTS	Anatoli	BELARUS	BLR	67	15:52:43	98,509	6,20 km/h
192			192	180	 ŠULJA	Mihail	SERBIA	SRB	66	10:32:42	97,018	9,20 km/h
193			193	143	 MENESES	Mario	MEXICO	MEX	65	16:50:35	95,527	5,67 km/h
194			194	148	 DIMOV	Zoran	NORTH MACEDONIA	MKD	63	16:42:30	92,545	5,54 km/h
195			195	139	 VAZQUEZ	Eduardo	MEXICO	MEX	56	09:29:57	82,108	8,64 km/h
196			196	144	 NOGALES	Edy		MEX	55	16:36:41	80,617	4,85 km/h
197	↗	+1	198	71	 VENNIKAS	Peeter	ESTONIA	EST	55	16:55:15	80,617	4,76 km/h
198	↘	-1	197	51	 MAREK	Pavel	CZECH REPUBLIC	CZE	49	10:10:37	71,671	7,04 km/h
199			199	40	 GAUDET	Wayne	CANADA	CAN	47	16:42:00	68,689	4,11 km/h
200			200	104	 BÜKI	Tivadar	HUNGARY	HUN	41	05:39:34	59,743	10,56 km/h
201			201	76	 FORSELL	Marko	FINLAND	FIN	30	05:04:36	43,342	8,54 km/h
202			202	1	 NEKMOUCHE	Mohamed	ALGERIA	ALG	30	05:38:26	43,342	7,68 km/h
203			203	44	 TOMAJKO	Stephen	CANADA	CAN	27	04:06:02	38,869	9,48 km/h
204			204	36	 VILARES	Cleber Castilhana	BRAZIL	BRA	18	02:33:35	25,450	9,94 km/h
205			205	169	 IONIȚĂ	Florin Sebastian	ROMANIA	ROU	16	01:59:13	22,468	11,31 km/h