


























































Pos.	Evol.	Increase	Prev. Pos.	Bib	Name	Surname	Team	Country	Laps	Last lap time	Total distance	Avg speed km/h
75	↗	+5	80	22	HARTL	Herbert	AUSTRIA	AUT	103	15:53:00	152,185	9,58 km/h
76	↗	+3	79	57	FRIIS	Carsten	DENMARK	DEN	103	15:55:30	152,185	9,56 km/h
77	↘	-8	69	96	LUX	Christoph	GERMANY	GER	102	15:47:36	150,694	9,54 km/h
78	↘	-13	65	42	PENNY	Blaine	CANADA	CAN	102	15:48:33	150,694	9,53 km/h
79	↗	+4	83	9	ECKFORD	Matthew	AUSTRALIA	AUS	102	15:48:59	150,694	9,53 km/h
80	↗	+2	82	39	ROULIER	Sebastien	CANADA	CAN	102	15:52:47	150,694	9,49 km/h
81	↗	+3	84	72	KUKKO	Jyrki	FINLAND	FIN	102	15:53:45	150,694	9,48 km/h
82	↗	+11	93	25	PAVIC	Branislav	BOSNIA-HERZEGOVINA	BIH	102	15:58:54	150,694	9,43 km/h
83	↗	+3	86	142	ZARAGOZA	Marco	MEXICO	MEX	102	15:59:08	150,694	9,43 km/h
84	↗	+3	87	126	ABIKO	Ryo	JAPAN	JPN	101	15:47:16	149,203	9,45 km/h
85	↗	+6	91	192	CHANG	Chung-Yi		TPE	101	15:51:59	149,203	9,40 km/h
86	↗	+4	90	55	KOPEČNÝ	Dušan	CZECH REPUBLIC	CZE	101	15:53:05	149,203	9,39 km/h
87	↗	+2	89	170	TRUŠČÁ	Daniel	ROMANIA	ROU	101	15:53:08	149,203	9,39 km/h
88	↘	-10	78	73	RANTA	Kari	FINLAND	FIN	101	15:55:50	149,203	9,37 km/h
89	↗	+15	104	134	VIETNIEKS	Mikelis	LATVIA	LAT	101	15:56:54	149,203	9,36 km/h
90	↗	+2	92	178	IVANOVIC	Boris	SLOVENIA	SLO	101	15:57:03	149,203	9,35 km/h
91	↘	-6	85	183	IMACAJ	Ivan	SLOVAK REPUBLIC	SVK	101	15:58:59	149,203	9,34 km/h
92	↘	-11	81	59	SØRENSEN	Kim Klitgaard	DENMARK	DEN	100	15:41:16	147,712	9,42 km/h
93	↗	+3	96	111	KEITH	Eoin	IRELAND	IRL	100	15:50:43	147,712	9,32 km/h
94	↗	+4	98	113	GALLEN	Eddie	IRELAND	IRL	100	15:53:13	147,712	9,30 km/h
95	↗	+6	101	156	CORREA	Anibal	PARAGUAY	PAR	100	15:56:19	147,712	9,27 km/h
96	↘	-2	94	190	LI	Wang-Chang	CHINESE TAIPEI	TPE	100	15:56:37	147,712	9,26 km/h
97	↘	-9	88	41	TABELEV	Oleg	CANADA	CAN	100	15:57:12	147,712	9,26 km/h
98	↗	+8	106	16	YOON	John	AUSTRALIA	AUS	100	15:58:22	147,712	9,25 km/h
99	↘	-4	95	107	SHARMA	Sunil	INDIA	IND	99	15:51:42	146,221	9,22 km/h
100	↘	-1	99	62	BATSBURG	Bruno	DENMARK	DEN	99	15:54:30	146,221	9,19 km/h
101	↘	-1	100	175	KREJAC	Damjan	SLOVENIA	SLO	99	15:57:53	146,221	9,16 km/h
102	↗	+1	103	74	NIEMENMAA	Ville	FINLAND	FIN	98	15:48:24	144,730	9,16 km/h
103	↗	+4	107	19	MAYER	Georg	AUSTRIA	AUT	98	15:48:57	144,730	9,15 km/h
104	↗	+5	109	108	MOHANTY	Pranaya Pratap	INDIA	IND	98	15:51:43	144,730	9,12 km/h
105	↗	+5	110	3	KIERDELEWICZ	Nicolas	ARGENTINA	ARG	98	15:52:21	144,730	9,12 km/h
106	↘	-4	102	5	MONTES DE OCA	Cristian	ARGENTINA	ARG	98	15:52:32	144,730	9,12 km/h
107	↗	+4	111	15	SYMONDS	Dan		AUS	98	15:56:10	144,730	9,08 km/h
108	↗	+6	114	109	JAIN	Kanan	INDIA	IND	98	15:56:33	144,730	9,08 km/h
109	↗	+11	120	204	CAMEJO	Jonathan	URUGUAY	URU	98	15:59:11	144,730	9,05 km/h
110	↘	-2	108	199	MIKHIEIEV	Dmytro	UKRAINE	UKR	98	15:59:33	144,730	9,05 km/h
111	↘	-34	77	176	SRNEC	Uros	SLOVENIA	SLO	97	14:42:42	143,239	9,74 km/h
112	↘	-15	97	146	DE LOS SANTOS	Oscar	MEXICO	MEX	97	15:47:45	143,239	9,07 km/h
113	↗	+3	116	165	OLIVEIRA	Joao	PORTUGAL	POR	97	15:57:56	143,239	8,97 km/h
114	↘	-2	112	7	BERTON	Pablo	ARGENTINA	ARG	96	15:46:30	141,748	8,99 km/h
115	↗	+2	117	137	LITVINAVIČIUS	Saulius	LITHUANIA	LTU	96	15:48:50	141,748	8,96 km/h
116	↘	-3	113	138	SKINULIS	Aurimas	LITHUANIA	LTU	96	15:51:13	141,748	8,94 km/h
117	↗	+4	121	188	WANG	Tao-Yuan	CHINESE TAIPEI	TPE	96	15:51:45	141,748	8,94 km/h
118	↘	-3	115	202	FERNÁNDEZ	Luis	URUGUAY	URU	96	15:56:01	141,748	8,90 km/h
119			119	61	JØRGENSEN	Klaus Pirker	DENMARK	DEN	96	15:56:14	141,748	8,89 km/h
120	↗	+2	122	99	MARIFOGLOU	Dimosthenis	GREECE	GRE	95	15:47:51	140,257	8,88 km/h
121	↗	+2	123	53	KRAJČA	Rudolf	CZECH REPUBLIC	CZE	95	15:51:37	140,257	8,84 km/h
122	↗	+3	125	172	ANTONARU	Daniel	ROMANIA	ROU	95	15:58:16	140,257	8,78 km/h
123	↗	+1	124	191	HSUEH	Ping-Cheng	CHINESE TAIPEI	TPE	94	15:52:00	138,766	8,75 km/h
124	↗	+3	127	77	LÄGLAND	Jan	FINLAND	FIN	94	15:52:01	138,766	8,75 km/h
125	↘	-7	118	43	MASTERS	Daniel	CANADA	CAN	94	15:52:47	138,766	8,74 km/h
126	↗	+5	131	34	VIEIRA	Flavio Fernandes	BRAZIL	BRA	94	15:54:03	138,766	8,73 km/h
127	↗	+1	128	18	MICHALITZ	Andreas	AUSTRIA	AUT	94	15:59:43	138,766	8,68 km/h
128	↘	-23	105	179	GACIK	Saša	SERBIA	SRB	93	14:46:17	137,275	9,29 km/h
129	↗	+3	132	150	ZUIDEMA	Nitish (Peter)	NETHERLANDS	NED	93	15:51:26	137,275	8,66 km/h
130	↘	-1	129	120	ROMANO	Stefano		ITA	93	15:54:59	137,275	8,62 km/h
131	↘	-1	130	48	CABRAL	José Daniel	CAPE VERDE ISLANDS	CPV	93	15:56:01	137,275	8,62 km/h
132	↗	+2	134	198	KRASNOV	Dmytro	UKRAINE	UKR	93	15:57:19	137,275	8,60 km/h
133			133	171	IFARKAS	Răzvan	ROMANIA	ROU	93	15:57:40	137,275	8,60 km/h
134	↗	+1	135	32	CHARNASHEI	Yury	BELARUS	BLR	91	15:54:45	134,293	8,44 km/h
135	↗	+2	137	30	LAPUTS	Andrei	BELARUS	BLR	90	15:52:43	132,802	8,36 km/h
136	↗	+3	139	196	HOTSULIAK	Serhii		UKR	90	15:54:55	132,802	8,34 km/h
137	↗	+3	140	60	STEENBERG	Thomas	DENMARK	DEN	90	15:58:44	132,802	8,31 km/h
138	↗	+5	143	70	RÜÜTELMAA	Andrus	ESTONIA	EST	90	15:59:36	132,802	8,30 km/h
139	↘	-13	126	114	MULLINS	Padraig	IRELAND	IRL	89	14:50:11	131,311	8,85 km/h
140	↗	+1	141	177	MARKO	Ferc	SLOVENIA	SLO	89	15:58:19	131,311	8,22 km/h
141	↗	+9	150	130	BRAUNS	Didzis	LATVIA	LAT	88	15:48:39	129,820	8,21 km/h
142	↗	+7	149	45	SEMEDO MOREIRA	Nataniel de Jesus	CAPE VERDE ISLANDS	CPV	88	15:51:01	129,820	8,19 km/h
143	↘	-1	142	154	BOTHA	Wayne	NEW ZEALAND	NZL	88	15:56:44	129,820	8,14 km/h
144	↗	+4	148	149	BINSBERGEN, VAN	Arjan	NETHERLANDS	NED	88	15:58:26	129,820	8,13 km/h
145	↘	-1	144	167	CARDOSO DIAS	Daniel	PORTUGAL	POR	88	15:59:18	129,820	8,12 km/h
146			146	24	JUNUZOVIC	Rasim	BOSNIA-HERZEGOVINA	BIH	87	15:53:43	128,329	8,07 km/h
147	↗	+9	156	27	RAHOISHA	Piotr	BELARUS	BLR	87	15:54:55	128,329	8,06 km/h
148	↘	-12	136	119	LEONELLI	Nicolas	ITALY	ITA	86	13:04:22	126,838	9,70 km/h

Pos.	Evol.	Increase	Prev. Pos.	Bib	Name	Surname	Team	Country	Laps	Last lap time	Total distance	Avg speed km/h
149	↗	+5	154	131	 PORMEISTERS	Uldis	LATVIA	LAT	86	15:52:21	126,838	7,99 km/h
150	↗	+8	158	141	 GOMEZ	Rodrigo	MEXICO	MEX	86	15:57:14	126,838	7,95 km/h
151	↗	+6	157	127	 LUCĀNS	Nikolajs		LAT	86	15:59:16	126,838	7,93 km/h
152	↘	-14	138	185	 STEENE	Johan	SWEDEN	SWE	85	13:09:21	125,347	9,53 km/h
153	↗	+2	155	158	 RADZIKOWSKI	Andrzej	POLAND	POL	85	15:24:25	125,347	8,14 km/h
154	↘	-3	151	4	 BARNES	Pablo	ARGENTINA	ARG	85	15:50:21	125,347	7,91 km/h
155	↘	-2	153	186	 KAO	Chih-Ming	CHINESE TAIPEI	TPE	85	15:58:08	125,347	7,85 km/h
156	↘	-9	147	106	 SAH	Binay Kumar	INDIA	IND	84	15:05:43	123,856	8,20 km/h
157	↗	+5	162	47	 SILVA TAVARES	Orlando	CAPE VERDE ISLANDS	CPV	84	15:45:35	123,856	7,86 km/h
158	↘	-13	145	66	 DELGADO GIL	Ruben	SPAIN	ESP	83	11:32:52	122,365	10,60 km/h
159	↗	+5	164	197	 KHRYSTENOK	Valerii	UKRAINE	UKR	83	15:53:33	122,365	7,70 km/h
160	↘	-8	152	187	 KANG	Ting-Jui	CHINESE TAIPEI	TPE	82	14:18:31	120,874	8,45 km/h
161	↘	-2	159	81	 DILMI	Ludovic	FRANCE	FRA	81	12:15:40	119,383	9,74 km/h
162	↘	-2	160	122	 VERDUCCI	Luca	ITALY	ITA	81	13:09:42	119,383	9,07 km/h
163	↘	-2	161	195	 BIALOBRZYESKYI	Andrii	UKRAINE	UKR	81	14:30:56	119,383	8,22 km/h
164	↘	-1	163	157	 PELOZO	Alejandro	PARAGUAY	PAR	81	15:45:20	119,383	7,58 km/h
165	↗	+3	168	205	 GUERRA	Ricardo	URUGUAY	URU	80	15:47:16	117,892	7,47 km/h
166	↗	+3	169	28	 ANATSKA	Leanid	BELARUS	BLR	80	15:55:45	117,892	7,40 km/h
167	↘	-2	165	155	 McDOWALL	Andrew	NEW ZEALAND	NZL	79	14:57:30	116,401	7,78 km/h
168	↗	+7	175	153	 HARRE	Graeme	NEW ZEALAND	NZL	79	15:57:02	116,401	7,30 km/h
169	↘	-2	167	68	 SEEPOLD	Rain	ESTONIA	EST	78	15:55:55	114,910	7,21 km/h
170	↘	-4	166	100	 MICHPOPOULOS	Marios	GREECE	GRE	77	13:24:39	113,419	8,46 km/h
171	↗	+2	173	129	 CĀBULIS	Pēteris	LATVIA	LAT	77	15:28:13	113,419	7,33 km/h
172	↘	-1	171	147	 MIHOV	Trajche	NORTH MACEDONIA	MKD	77	15:51:14	113,419	7,15 km/h
173	↗	+6	179	2	 BERENQUER GRAE	Joan Antoni	ANDORRA	AND	77	15:58:08	113,419	7,10 km/h
174	↗	+4	178	26	 BARIC	Zdravko	BOSNIA-HERZEGOVINA	BIH	77	15:58:56	113,419	7,10 km/h
175	↘	-3	172	145	 MACDONELL	Brawny	MEXICO	MEX	76	15:23:09	111,928	7,27 km/h
176	↘	-6	170	128	 KUMPIŅŠ	Ainārs	LATVIA	LAT	75	09:33:59	110,437	11,54 km/h
177	↗	+6	183	31	 DRAHUN	Barys	BELARUS	BLR	75	15:55:57	110,437	6,93 km/h
178	↘	-4	174	194	 LIN	Kun-Hsien		TPE	74	14:55:26	108,946	7,30 km/h
179	↗	+1	180	140	 ROBLES	Octaviano		MEX	74	15:36:21	108,946	6,98 km/h
180	↘	-4	176	112	 HOGAN	Aidan	IRELAND	IRL	73	10:23:01	107,455	10,35 km/h
181	↘	-4	177	17	 KLAMMER	Günter	AUSTRIA	AUT	73	12:00:16	107,455	8,95 km/h
182			182	69	 VIRMA	Ragnar	ESTONIA	EST	72	15:14:45	105,964	6,95 km/h
183	↘	-2	181	37	 ALMEIDA SANTOS	Gustavo Medeiros de	BRAZIL	BRA	71	10:44:42	104,473	9,72 km/h
184	↗	+5	189	189	 CHOU	Chun-Hung	CHINESE TAIPEI	TPE	70	15:51:24	102,982	6,49 km/h
185	↘	-1	184	203	 RIVERO	Hector	URUGUAY	URU	69	12:53:14	101,491	7,88 km/h
186	↘	-1	185	193	 LAI	Kao-Ynag		TPE	68	12:58:40	100,000	7,71 km/h
187	↘	-1	186	20	 DIEPLINGER	Günter	AUSTRIA	AUT	68	13:07:55	100,000	7,62 km/h
188	↘	-1	187	200	 SHYPUNOV	Valerii	UKRAINE	UKR	68	14:28:24	100,000	6,91 km/h
189	↘	-1	188	23	 ABDAKOVIC	Mirsad	BOSNIA-HERZEGOVINA	BIH	67	14:35:33	98,509	6,75 km/h
190	↗	+1	191	29	 LAPUTS	Anatoli	BELARUS	BLR	67	15:52:43	98,509	6,20 km/h
191	↗	+1	192	58	 HANSEN	Kim	DENMARK	DEN	67	16:00:00	98,509	6,16 km/h
192	↘	-2	190	180	 ŠULJA	Mihail	SERBIA	SRB	66	10:32:42	97,018	9,20 km/h
193			193	143	 MENESES	Mario	MEXICO	MEX	62	15:53:52	91,054	5,73 km/h
194			194	148	 DIMOV	Zoran	NORTH MACEDONIA	MKD	61	15:51:15	89,563	5,65 km/h
195			195	139	 VAZQUEZ	Eduardo	MEXICO	MEX	56	09:29:57	82,108	8,64 km/h
196	↗	+1	197	144	 NOGALES	Eddy		MEX	52	15:43:55	76,144	4,84 km/h
197	↘	-1	196	51	 MAREK	Pavel	CZECH REPUBLIC	CZE	49	10:10:37	71,671	7,04 km/h
198			198	71	 VENNIKAS	Peeter	ESTONIA	EST	48	08:35:12	70,180	8,17 km/h
199			199	40	 GAUDET	Wayne	CANADA	CAN	45	15:57:13	65,707	4,12 km/h
200			200	104	 BÜKI	Tivadar	HUNGARY	HUN	41	05:39:34	59,743	10,56 km/h
201			201	76	 FORSELL	Marko	FINLAND	FIN	30	05:04:36	43,342	8,54 km/h
202			202	1	 NEKMOUCHE	Mohamed	ALGERIA	ALG	30	05:38:26	43,342	7,68 km/h
203			203	44	 TOMAJKO	Stephen	CANADA	CAN	27	04:06:02	38,869	9,48 km/h
204			204	36	 VILARES	Cleber Castilhana	BRAZIL	BRA	18	02:33:35	25,450	9,94 km/h
205			205	169	 IONIȚĂ	Florin Sebastian	ROMANIA	ROU	16	01:59:13	22,468	11,31 km/h