


























































Pos.	Evol.	Increase	Prev. Pos.	Bib	Name	Surname	Team	Country	Laps	Last lap time	Total distance	Avg speed km/h
1			1	136	SOROKIN	Aleksandr	LITHUANIA	LTU	122	14:56:23	180,514	12,08 km/h
2			2	79	CLAVERY	Erik	FRANCE	FRA	121	14:55:14	179,023	12,00 km/h
3			3	63	PENALVA LOPEZ	Ivan	SPAIN	ESP	120	14:59:03	177,532	11,85 km/h
4			4	103	BÓDIS	Tamás	HUNGARY	HUN	118	14:53:02	174,550	11,73 km/h
5			5	124	INOUE	Shingo	JAPAN	JPN	117	14:53:01	173,059	11,63 km/h
6	↗	+1	7	159	PIOTROWSKI	Andrzej	POLAND	POL	117	14:58:25	173,059	11,56 km/h
7	↘	-1	6	166	GIL	Luis	PORTUGAL	POR	117	14:58:48	173,059	11,55 km/h
8			8	206	LEBLOND	Olivier	UNITED STATES OF AMERICA	USA	116	14:54:22	171,568	11,51 km/h
9	↗	+2	11	207	JACKSON	Jacob	UNITED STATES OF AMERICA	USA	116	14:58:58	171,568	11,45 km/h
10			10	101	CSECSEI	Zoltán	HUNGARY	HUN	115	14:57:52	170,077	11,37 km/h
11	↘	-2	9	125	NARAKI	Toshiro	JAPAN	JPN	115	14:59:02	170,077	11,35 km/h
12	↗	+2	14	97	WEBER	Felix	GERMANY	GER	114	14:58:47	168,586	11,25 km/h
13	↘	-1	12	54	VELIČKA	Ondřej	CZECH REPUBLIC	CZE	114	14:59:58	168,586	11,24 km/h
14	↘	-1	13	201	TKACHUK	Andrii	UKRAINE	UKR	113	14:51:58	167,095	11,24 km/h
15	↗	+2	17	208	RIOPEL	Rich	UNITED STATES OF AMERICA	USA	113	14:56:20	167,095	11,19 km/h
16			16	105	NARAYANA	Ullas	INDIA	IND	113	14:58:42	167,095	11,16 km/h
17	↗	+1	18	83	RUEL	Stephane	FRANCE	FRA	113	14:59:05	167,095	11,15 km/h
18	↘	-3	15	182	VIEUX	Florian	SWITZERLAND	SUI	111	14:50:21	164,113	11,06 km/h
19	↗	+1	20	80	COSTA	Valentin	FRANCE	FRA	111	14:53:05	164,113	11,03 km/h
20	↘	-1	19	164	KOT	Rafal	POLAND	POL	111	14:54:13	164,113	11,01 km/h
21			21	102	HALAMA	Levente	HUNGARY	HUN	111	14:54:37	164,113	11,01 km/h
22			22	88	LAWSON	Daniel	GREAT BRITAIN AND NORTHERN IRELAND	GBR	111	14:57:08	164,113	10,98 km/h
22	↗	+1	23	151	NORUM	Jo Inge	NORWAY	NOR	111	14:57:08	164,113	10,98 km/h
24	↗	+1	25	49	BRUNNER	Radek	CZECH REPUBLIC	CZE	110	14:51:09	162,622	10,95 km/h
25	↗	+2	27	90	MASKELL	Paul	GREAT BRITAIN AND NORTHERN IRELAND	GBR	110	14:52:40	162,622	10,93 km/h
26	↘	-2	24	65	MATAIX GRACIA	Miguel	SPAIN	ESP	110	14:54:12	162,622	10,91 km/h
27	↗	+1	28	210	LEWIS	Harvey	UNITED STATES OF AMERICA	USA	110	14:55:09	162,622	10,90 km/h
28	↗	+3	31	8	BRETZ	Kay	AUSTRALIA	AUS	110	14:59:45	162,622	10,84 km/h
29	↘	-3	26	91	STEWART	James	GREAT BRITAIN AND NORTHERN IRELAND	GBR	109	14:51:53	161,131	10,84 km/h
30			30	12	MULLER	Kevin	AUSTRALIA	AUS	109	14:53:07	161,131	10,82 km/h
31	↘	-2	29	116	BRAVI	Paolo	ITALY	ITA	109	14:56:23	161,131	10,79 km/h
32			32	92	STOCKS	Michael	GREAT BRITAIN AND NORTHERN IRELAND	GBR	109	14:59:37	161,131	10,75 km/h
33	↗	+2	35	95	LEUZE	Marcel	GERMANY	GER	108	14:54:40	159,640	10,71 km/h
34			34	152	KRONEN TARANGE	Bjorn Tore	NORWAY	NOR	108	14:55:45	159,640	10,69 km/h
35	↘	-2	33	123	TAKAHASHI	Nobuyuki	JAPAN	JPN	108	14:57:34	159,640	10,67 km/h
36			36	118	GRASSI	Matteo	ITALY	ITA	108	14:58:03	159,640	10,67 km/h
37			37	212	COURY	Nick	USA	108	14:59:39	159,640	10,65 km/h	
38	↗	+1	39	84	RUIZ	Patrick	FRANCE	FRA	107	14:53:05	158,149	10,62 km/h
39	↗	+1	40	50	HORČIČKA	Jiří	CZECH REPUBLIC	CZE	107	14:57:24	158,149	10,57 km/h
40	↘	-2	38	6	MORAN SALAS	Pedro	ARGENTINA	ARG	107	14:59:34	158,149	10,55 km/h
41	↗	+1	42	94	HÖSL	Patrick	GERMANY	GER	106	14:53:27	156,658	10,52 km/h
42	↘	-1	41	64	DE LAS HERAS MOYANO	Nicolas	SPAIN	ESP	106	14:55:38	156,658	10,49 km/h
43			43	132	BONDARS	Aivars	LATVIA	LAT	105	14:51:00	155,167	10,45 km/h
44	↗	+3	47	11	LOVEDAY	Barry	AUS	105	14:54:33	155,167	10,41 km/h	
45	↘	-1	44	162	WERESZCZAK	Andrzej	POLAND	POL	105	14:54:47	155,167	10,40 km/h
46			46	87	HOLYOAK	Steven	GREAT BRITAIN AND NORTHERN IRELAND	GBR	105	14:55:46	155,167	10,39 km/h
47	↗	+1	48	163	MALYSZEK	Leszek	POLAND	POL	105	14:58:05	155,167	10,37 km/h
48	↗	+1	49	135	VECVAGARIS	Matīss	LATVIA	LAT	104	14:50:52	153,676	10,35 km/h
49	↗	+1	50	121	ROVERA	Paolo	ITALY	ITA	104	14:55:32	153,676	10,30 km/h
50	↗	+3	53	14	REDFERN	Stephen	AUSTRALIA	AUS	104	14:55:48	153,676	10,29 km/h
51	↗	+3	54	67	POLL	Cris	ESTONIA	EST	104	14:59:24	153,676	10,25 km/h
52	↘	-1	51	33	SOUSA	Luciano Alves	BRAZIL	BRA	103	14:49:13	152,185	10,27 km/h
53	↘	-1	52	98	WILSDORF	Stefan	GERMANY	GER	103	14:50:34	152,185	10,25 km/h
54	↗	+1	55	10	HORSBURGH	Ewan	AUSTRALIA	AUS	103	14:51:18	152,185	10,24 km/h
55	↘	-10	45	211	SLABY	Steve	UNITED STATES OF AMERICA	USA	103	14:53:38	152,185	10,22 km/h
56	↗	+1	57	117	CERONI	Matteo	ITALY	ITA	103	14:57:22	152,185	10,18 km/h
57	↗	+2	59	75	RONKAINEN	Tomi	FINLAND	FIN	102	14:51:19	150,694	10,14 km/h
58	↗	+2	60	133	KALNIŅŠ	Ritvars	LATVIA	LAT	102	14:52:42	150,694	10,13 km/h
59	↗	+9	68	82	GERARDIN	Raphael	FRANCE	FRA	101	14:52:06	149,203	10,03 km/h
60	↗	+3	63	173	ROMAN	Radu	ROMANIA	ROU	101	14:56:24	149,203	9,99 km/h
61	↘	-5	56	160	BASA	Przemyslaw	POLAND	POL	100	14:25:57	147,712	10,23 km/h
62	↗	+4	66	35	CRACCO JUNIOR	Urbano Dario	BRAZIL	BRA	100	14:51:44	147,712	9,94 km/h
63	↘	-2	61	209	ARMSTRONG	Greg	UNITED STATES OF AMERICA	USA	100	14:53:56	147,712	9,91 km/h
64	↗	+1	65	115	O'SHEA	Alex	IRELAND	IRL	100	14:59:37	147,712	9,85 km/h
65	↘	-7	58	42	PENNY	Blaine	CANADA	CAN	99	14:42:03	146,221	9,95 km/h
66	↗	+1	67	181	WINGS	Samuel	SWITZERLAND	SUI	99	14:48:10	146,221	9,88 km/h
67	↗	+3	70	38	MOCHINACZ	Itacir	BRAZIL	BRA	99	14:50:44	146,221	9,85 km/h
68	↗	+7	75	56	HEREJT	Petr	CZECH REPUBLIC	CZE	99	14:56:35	146,221	9,79 km/h
69	↘	-5	64	96	LUX	Christoph	GERMANY	GER	99	14:57:27	146,221	9,78 km/h
70	↗	+1	71	89	MacDONALD	Grant	GREAT BRITAIN AND NORTHERN IRELAND	GBR	99	14:58:16	146,221	9,77 km/h
71	↗	+6	77	21	GLASER	Dominik	AUSTRIA	AUT	99	14:58:17	146,221	9,77 km/h
72	↗	+1	73	184	VÁLITALO	Dan	SWEDEN	SWE	99	14:58:41	146,221	9,76 km/h
73	↗	+1	74	215	RODRIGUES	Vitor	PORTUGAL	POR	99	14:59:38	146,221	9,75 km/h
74	↗	+6	80	174	MIKLIC	Mirko Bogomir	SLOVENIA	SLO	98	14:52:49	144,730	9,73 km/h

Pos.	Evol.	Increase	Prev. Pos.	Bib	Name	Surname	Team	Country	Laps	Last lap time	Total distance	Avg speed km/h
75	↗	+4	79	13	PEARSON	John		AUS	98	14:52:52	144,730	9,73 km/h
76	↗	+14	90	161	BRACZYK	Krzysztof	POLAND	POL	98	14:59:56	144,730	9,65 km/h
77	↘	-15	62	176	SRNEC	Uros	SLOVENIA	SLO	97	14:42:42	143,239	9,74 km/h
78	↘	-9	69	73	RANTA	Kari	FINLAND	FIN	97	14:46:20	143,239	9,70 km/h
79	↗	+2	81	57	FRIIS	Carsten	DENMARK	DEN	97	14:52:33	143,239	9,63 km/h
80	↗	+8	88	22	HARTL	Herbert	AUSTRIA	AUT	97	14:53:40	143,239	9,62 km/h
81	↘	-5	76	59	ISØRENSEN	Kim Klitgaard	DENMARK	DEN	97	14:53:43	143,239	9,62 km/h
82	↘	-4	78	39	ROULIER	Sebastien	CANADA	CAN	97	14:54:20	143,239	9,61 km/h
83	↘	-1	82	9	ECKFORD	Matthew	AUSTRALIA	AUS	97	14:55:11	143,239	9,60 km/h
84	↘	-1	83	72	KUKKO	Jyrki	FINLAND	FIN	97	14:58:32	143,239	9,56 km/h
85	↗	+9	94	183	MACAJ	Ivan	SLOVAK REPUBLIC	SVK	97	14:58:50	143,239	9,56 km/h
86	↘	-1	85	142	ZARAGOZA	Marco	MEXICO	MEX	96	14:48:43	141,748	9,57 km/h
87	↘	-15	72	126	ABIKO	Ryo	JAPAN	JPN	96	14:49:45	141,748	9,56 km/h
88	↗	+3	91	41	TABELEV	Oleg	CANADA	CAN	96	14:52:19	141,748	9,53 km/h
89	↘	-2	87	170	TRUȘCĂ	Daniel	ROMANIA	ROU	96	14:52:51	141,748	9,53 km/h
90	↘	-1	89	55	KOPEČNÝ	Dušan	CZECH REPUBLIC	CZE	96	14:58:23	141,748	9,47 km/h
91	↗	+5	96	192	CHANG	Chung-Yi		TPE	96	14:58:26	141,748	9,47 km/h
92	↘	-8	84	178	IVANOVIC	Boris	SLOVENIA	SLO	95	14:48:46	140,257	9,47 km/h
93	↗	+6	99	25	IPAVIC	Branislav	BOSNIA-HERZEGOVINA	BIH	95	14:51:52	140,257	9,44 km/h
94	↗	+4	98	190	LI	Wang-Chang	CHINESE TAIPEI	TPE	95	14:55:18	140,257	9,40 km/h
95	↗	+8	103	107	SHARMA	Sunil	INDIA	IND	95	14:57:45	140,257	9,37 km/h
96	↘	-4	92	111	KEITH	Eoin	IRELAND	IRL	94	14:35:25	138,766	9,51 km/h
97	↘	-11	86	146	DE LOS SANTOS	Oscar	MEXICO	MEX	94	14:49:28	138,766	9,36 km/h
98	↗	+10	108	113	GALLEN	Eddie	IRELAND	IRL	94	14:52:23	138,766	9,33 km/h
99	↘	-6	93	62	BATSBERG	Bruno	DENMARK	DEN	94	14:53:43	138,766	9,32 km/h
100	↗	+7	107	175	KREJAC	Damjan	SLOVENIA	SLO	94	14:54:57	138,766	9,30 km/h
101	↘	-4	97	156	CORREA	Anibal	PARAGUAY	PAR	94	14:56:38	138,766	9,29 km/h
102	↘	-2	100	5	MONTES DE OCA	Cristian	ARGENTINA	ARG	94	14:58:25	138,766	9,27 km/h
103	↘	-1	102	74	NIEMENMAA	Ville	FINLAND	FIN	94	14:58:31	138,766	9,27 km/h
104	↗	+16	120	134	VIETNIEKS	Mikelis	LATVIA	LAT	94	14:59:59	138,766	9,25 km/h
105	↘	-4	101	179	GACIK	Saša	SERBIA	SRB	93	14:46:17	137,275	9,29 km/h
106	↗	+10	116	16	YOON	John	AUSTRALIA	AUS	93	14:51:23	137,275	9,24 km/h
107	↗	+3	110	19	MAYER	Georg	AUSTRIA	AUT	93	14:51:52	137,275	9,24 km/h
108	↘	-2	106	199	MIKHIEIEV	Dmytro	UKRAINE	UKR	93	14:52:16	137,275	9,23 km/h
109	↗	+2	111	108	MOHANTY	Pranaya Pratap	INDIA	IND	93	14:53:34	137,275	9,22 km/h
110	↗	+4	114	3	KIERDELEWICZ	Nicolas	ARGENTINA	ARG	93	14:57:23	137,275	9,18 km/h
111	↗	+2	113	15	SYMONDS	Dan		AUS	93	14:59:24	137,275	9,16 km/h
112	↘	-7	105	7	BERTON	Pablo	ARGENTINA	ARG	92	14:47:44	135,784	9,18 km/h
113	↘	-18	95	138	SKINULIS	Aurimas	LITHUANIA	LTU	92	14:51:32	135,784	9,14 km/h
114	↗	+5	119	109	JAIN	Kanan	INDIA	IND	92	14:54:32	135,784	9,11 km/h
115	↘	-3	112	202	FERNÁNDEZ	Luis	URUGUAY	URU	92	14:58:50	135,784	9,06 km/h
116	↗	+6	122	165	OLIVEIRA	Joao	PORTUGAL	POR	92	14:59:03	135,784	9,06 km/h
117	↗	+1	118	137	LITVINAVIČIUS	Saulius	LITHUANIA	LTU	92	14:59:05	135,784	9,06 km/h
118	↘	-9	109	43	MASTERS	Daniel	CANADA	CAN	91	14:35:47	134,293	9,20 km/h
119	↘	-4	115	61	JØRGENSEN	Klaus Pirker	DENMARK	DEN	91	14:48:00	134,293	9,07 km/h
120	↗	+3	123	204	CAMEJO	Jonathan	URUGUAY	URU	91	14:50:03	134,293	9,05 km/h
121	↗	+3	124	188	WANG	Tao-Yuan	CHINESE TAIPEI	TPE	91	14:57:33	134,293	8,98 km/h
122	↗	+4	126	99	MARIFOGLOU	Dimosthenis	GREECE	GRE	91	14:58:21	134,293	8,97 km/h
123	↗	+5	128	53	KRAJČA	Rudolf	CZECH REPUBLIC	CZE	91	14:59:35	134,293	8,96 km/h
124	↗	+8	132	191	HSUEH	Ping-Cheng	CHINESE TAIPEI	TPE	90	14:55:43	132,802	8,90 km/h
125	↗	+4	129	172	ANTONARU	Daniel	ROMANIA	ROU	90	14:58:48	132,802	8,87 km/h
126	↘	-5	121	114	MULLINS	Padraig	IRELAND	IRL	89	14:50:11	131,311	8,85 km/h
127			127	77	LÅGLAND	Jan	FINLAND	FIN	89	14:51:20	131,311	8,84 km/h
128	↗	+2	130	18	MICHALITZ	Andreas	AUSTRIA	AUT	89	14:51:33	131,311	8,84 km/h
129	↘	-25	104	120	ROMANO	Stefano		ITA	88	13:04:16	129,820	9,93 km/h
130	↗	+1	131	48	CABRAL	José Daniel	CAPE VERDE ISLANDS	CPV	88	14:46:29	129,820	8,79 km/h
131	↗	+6	137	34	VIEIRA	Flavio Fernandes	BRAZIL	BRA	88	14:54:22	129,820	8,71 km/h
132	↗	+3	135	150	ZUIDEMA	Nitish (Peter)	NETHERLANDS	NED	88	14:54:36	129,820	8,71 km/h
133	↗	+6	139	171	IFARKAS	Răzvan	ROMANIA	ROU	88	14:57:38	129,820	8,68 km/h
134	↗	+2	136	198	KRASNOV	Dmytro	UKRAINE	UKR	87	14:50:26	128,329	8,65 km/h
135	↘	-1	134	32	CHARNASHEI	Yury	BELARUS	BLR	87	14:59:53	128,329	8,56 km/h
136	↘	-19	117	119	LEONELLI	Nicolas	ITALY	ITA	86	13:04:22	126,838	9,70 km/h
137	↗	+1	138	30	LAPUTS	Andrei	BELARUS	BLR	86	14:51:23	126,838	8,54 km/h
138	↘	-13	125	185	STEENE	Johan	SWEDEN	SWE	85	13:09:21	125,347	9,53 km/h
139	↗	+13	152	196	HOTSULIAK	Serhii		UKR	85	14:51:23	125,347	8,44 km/h
140	↗	+2	142	60	STEENBERG	Thomas	DENMARK	DEN	85	14:54:17	125,347	8,41 km/h
141	↗	+5	146	177	MARKO	Femc	SLOVENIA	SLO	84	14:45:10	123,856	8,40 km/h
142	↗	+3	145	154	BOTHA	Wayne	NEW ZEALAND	NZL	84	14:46:06	123,856	8,39 km/h
143	↗	+4	147	70	RÜÜTELMAA	Andrus	ESTONIA	EST	84	14:51:42	123,856	8,33 km/h
144	↗	+4	148	167	CARDOSO DIAS	Daniel	PORTUGAL	POR	84	14:55:07	123,856	8,30 km/h
145	↘	-12	133	66	DELGADO GIL	Ruben	SPAIN	ESP	83	11:32:52	122,365	10,60 km/h
146	↗	+3	149	24	JUNUZOVIC	Rasim	BOSNIA-HERZEGOVINA	BIH	83	14:45:23	122,365	8,29 km/h
147	↗	+4	151	106	SAH	Binay Kumar	INDIA	IND	83	14:53:19	122,365	8,22 km/h
148	↗	+5	153	149	BINSBERGEN, VAN	Arjan	NETHERLANDS	NED	83	14:56:02	122,365	8,19 km/h

Pos.	Evol.	Increase	Prev. Pos.	Bib	Name	Surname	Team	Country	Laps	Last lap time	Total distance	Avg speed km/h
149	↗	+11	160	45	 SEMEDO MOREIRA	Nataniel de Jesus	CAPE VERDE ISLANDS	CPV	83	14:57:40	122,365	8,18 km/h
150	↗	+11	161	130	 BRAUNS	Didzis	LATVIA	LAT	83	14:59:03	122,365	8,17 km/h
151	↘	-8	143	4	 BARNES	Pablo	ARGENTINA	ARG	83	14:59:06	122,365	8,17 km/h
152	↘	-8	144	187	 KANG	Ting-Jui	CHINESE TAIPEI	TPE	82	14:18:31	120,874	8,45 km/h
153	↘	-3	150	186	 KAO	Chih-Ming	CHINESE TAIPEI	TPE	82	14:41:09	120,874	8,23 km/h
154	↗	+1	155	131	 PORMEISTERS	Uldis	LATVIA	LAT	82	14:45:59	120,874	8,19 km/h
155	↗	+7	162	158	 RADZIKOWSKI	Andrzej	POLAND	POL	82	14:49:38	120,874	8,15 km/h
156	↗	+3	159	27	 RAHOISHA	Piotr	BELARUS	BLR	82	14:54:16	120,874	8,11 km/h
157	↘	-1	156	127	 LUCĀNS	Nikolajs		LAT	82	14:56:51	120,874	8,09 km/h
158			158	141	 GOMEZ	Rodrigo	MEXICO	MEX	82	14:58:12	120,874	8,07 km/h
159	↘	-19	140	81	 DILMI	Ludovic	FRANCE	FRA	81	12:15:40	119,383	9,74 km/h
160	↘	-19	141	122	 VERDUCCI	Luca	ITALY	ITA	81	13:09:42	119,383	9,07 km/h
161	↘	-7	154	195	 BIALOBRZYESKYI	Andrii	UKRAINE	UKR	81	14:30:56	119,383	8,22 km/h
162	↗	+2	164	47	 SILVA TAVARES	Orlando	CAPE VERDE ISLANDS	CPV	81	14:57:58	119,383	7,98 km/h
163	↗	+5	168	157	 PELOZO	Alejandro	PARAGUAY	PAR	79	14:47:47	116,401	7,87 km/h
164	↗	+3	167	197	 KHRYSTENOK	Valerii	UKRAINE	UKR	79	14:48:48	116,401	7,86 km/h
165			165	155	 McDOWALL	Andrew	NEW ZEALAND	NZL	79	14:57:30	116,401	7,78 km/h
166	↘	-9	157	100	 MICHPOULOS	Marios	GREECE	GRE	77	13:24:39	113,419	8,46 km/h
167	↘	-4	163	68	 SEEPOLD	Rain	ESTONIA	EST	76	13:44:03	111,928	8,15 km/h
168	↗	+3	171	205	 GUERRA	Ricardo	URUGUAY	URU	76	14:48:52	111,928	7,56 km/h
169	↗	+5	174	28	 ANATSKA	Leanid	BELARUS	BLR	76	14:57:13	111,928	7,49 km/h
170	↘	-4	166	128	 KUMPIŅŠ	Ainārs	LATVIA	LAT	75	09:33:59	110,437	11,54 km/h
171	↗	+1	172	147	 MIHOV	Trajche	NORTH MACEDONIA	MKD	75	14:49:23	110,437	7,45 km/h
172	↗	+3	175	145	 MACDONELL	Brawny	MEXICO	MEX	74	14:49:36	108,946	7,35 km/h
173	↗	+5	178	129	 CĀBULIS	Pēteris	LATVIA	LAT	74	14:52:12	108,946	7,33 km/h
174	↗	+3	177	194	 LIN	Kun-Hsien		TPE	74	14:55:26	108,946	7,30 km/h
175	↗	+5	180	153	 HARRE	Graeme	NEW ZEALAND	NZL	74	14:57:30	108,946	7,28 km/h
176	↘	-7	169	112	 HOGAN	Aidan	IRELAND	IRL	73	10:23:01	107,455	10,35 km/h
177	↘	-7	170	17	 KLAMMER	Günter	AUSTRIA	AUT	73	12:00:16	107,455	8,95 km/h
178	↘	-2	176	26	 BARIC	Zdravko	BOSNIA-HERZEGOVINA	BIH	73	14:39:07	107,455	7,33 km/h
179	↗	+6	185	2	 BERENGUER GRAE	Joan Antoni	ANDORRA	AND	73	14:58:57	107,455	7,17 km/h
180	↗	+1	181	140	 ROBLES	Octaviano		MEX	72	14:39:13	105,964	7,23 km/h
181	↘	-8	173	37	 ALMEIDA SANTOS	Gustavo Medeiros de	BRAZIL	BRA	71	10:44:42	104,473	9,72 km/h
182			182	69	 VIRMA	Ragnar	ESTONIA	EST	71	14:37:45	104,473	7,14 km/h
183	↗	+3	186	31	 DRAHUN	Barys	BELARUS	BLR	71	14:58:24	104,473	6,98 km/h
184	↘	-5	179	203	 RIVERO	Hector	URUGUAY	URU	69	12:53:14	101,491	7,88 km/h
185	↘	-2	183	193	 LAI	Kao-Ynag		TPE	68	12:58:40	100,000	7,71 km/h
186	↘	-2	184	20	 DIEPLINGER	Günter	AUSTRIA	AUT	68	13:07:55	100,000	7,62 km/h
187	↗	+2	189	200	 SHYPUNOV	Valerii	UKRAINE	UKR	68	14:28:24	100,000	6,91 km/h
188			188	23	 ABDAKOVIC	Mirsad	BOSNIA-HERZEGOVINA	BIH	67	14:35:33	98,509	6,75 km/h
189	↗	+1	190	189	 CHOU	Chun-Hung	CHINESE TAIPEI	TPE	67	14:59:59	98,509	6,57 km/h
190	↘	-3	187	180	 ŠULJA	Mihail	SERBIA	SRB	66	10:32:42	97,018	9,20 km/h
191	↗	+1	192	29	 LAPUTS	Anatoli	BELARUS	BLR	64	14:41:25	94,036	6,40 km/h
192	↘	-1	191	58	 HANSEN	Kim	DENMARK	DEN	64	14:53:43	94,036	6,31 km/h
193			193	143	 MENESES	Mario	MEXICO	MEX	59	14:02:17	86,581	6,17 km/h
194	↗	+1	195	148	 DIMOV	Zoran	NORTH MACEDONIA	MKD	58	14:59:01	85,090	5,68 km/h
195	↘	-1	194	139	 VAZQUEZ	Eduardo	MEXICO	MEX	56	09:29:57	82,108	8,64 km/h
196			196	51	 MAREK	Pavel	CZECH REPUBLIC	CZE	49	10:10:37	71,671	7,04 km/h
197	↗	+1	198	144	 NOGALES	Edyy		MEX	49	14:52:03	71,671	4,82 km/h
198	↘	-1	197	71	 VENNIKAS	Peeter	ESTONIA	EST	48	08:35:12	70,180	8,17 km/h
199	↗	+1	200	40	 GAUDET	Wayne	CANADA	CAN	43	14:42:03	62,725	4,27 km/h
200	↘	-1	199	104	 BÜKI	Tivadar	HUNGARY	HUN	41	05:39:34	59,743	10,56 km/h
201			201	76	 FORSELL	Marko	FINLAND	FIN	30	05:04:36	43,342	8,54 km/h
202			202	1	 NEKMOUCHE	Mohamed	ALGERIA	ALG	30	05:38:26	43,342	7,68 km/h
203			203	44	 TOMAJKO	Stephen	CANADA	CAN	27	04:06:02	38,869	9,48 km/h
204			204	36	 VILARES	Cleber Castilhana	BRAZIL	BRA	18	02:33:35	25,450	9,94 km/h
205			205	169	 IONIȚĂ	Florin Sebastian	ROMANIA	ROU	16	01:59:13	22,468	11,31 km/h