

















































































































Pos.	Evol.	Increase	Prev. Pos.	Bib	Name	Surname	Team	Country	Laps	Last lap time	Total distance	Avg speed km/h
1			1	136	 SOROKIN	Aleksandr	LITHUANIA	LTU	107	12:56:47	158,149	12,22 km/h
2			2	79	 CLAVERY	Erik	FRANCE	FRA	105	12:52:21	155,167	12,05 km/h
3			3	63	 PENALVA LOPEZ	Ivan	SPAIN	ESP	105	12:57:16	155,167	11,98 km/h
4			4	124	 INOUE	Shingo	JAPAN	JPN	104	12:59:41	153,676	11,83 km/h
5			5	166	 GIL	Luis	PORTUGAL	POR	103	12:52:52	152,185	11,81 km/h
6	↗	+1	7	103	 BÓDIS	Tamás	HUNGARY	HUN	103	12:56:11	152,185	11,76 km/h
7	↘	-1	6	125	 NARAKI	Toshiro	JAPAN	JPN	102	12:52:47	150,694	11,70 km/h
8			8	101	 CSÉCSEI	Zoltán	HUNGARY	HUN	101	12:54:21	149,203	11,56 km/h
9	↗	+2	11	206	 LEBLOND	Olivier	UNITED STATES OF AMERICA	USA	101	12:57:16	149,203	11,52 km/h
10	↘	-1	9	159	 PIOTROWSKI	Andrzej	POLAND	POL	101	12:57:36	149,203	11,51 km/h
11	↘	-1	10	207	 JACKSON	Jacob	UNITED STATES OF AMERICA	USA	101	12:57:43	149,203	11,51 km/h
12			12	208	 RIOPEL	Rich	UNITED STATES OF AMERICA	USA	99	12:52:09	146,221	11,36 km/h
13	↗	+1	14	182	 VIEUX	Florian	SWITZERLAND	SUI	99	12:52:22	146,221	11,36 km/h
14	↗	+6	20	54	 VELIČKA	Ondřej	CZECH REPUBLIC	CZE	99	12:57:46	146,221	11,28 km/h
15	↗	+3	18	201	 TKACHUK	Andrii	UKRAINE	UKR	99	12:59:13	146,221	11,26 km/h
16	↘	-1	15	83	 RUEL	Stephane	FRANCE	FRA	99	12:59:45	146,221	11,25 km/h
17			17	97	 WEBER	Felix	GERMANY	GER	98	12:52:31	144,730	11,24 km/h
18	↘	-2	16	105	 NARAYANA	Ullas	INDIA	IND	98	12:53:44	144,730	11,22 km/h
19	↗	+2	21	164	 KOT	Rafal		POL	98	12:56:12	144,730	11,19 km/h
20	↘	-1	19	80	 COSTA	Valentin	FRANCE	FRA	98	12:58:18	144,730	11,16 km/h
21	↗	+1	22	65	 MATAIX GRACIA	Niquel	SPAIN	ESP	98	12:59:11	144,730	11,14 km/h
22	↗	+1	23	102	 HALAMA	Levente	HUNGARY	HUN	97	12:51:41	143,239	11,14 km/h
23	↗	+2	25	151	 NORUM	Jo Inge	NORWAY	NOR	97	12:54:17	143,239	11,10 km/h
24	↗	+2	26	88	 LAWSON	Daniel	GREAT BRITAIN AND NORTHERN IRELAND	GBR	97	12:55:49	143,239	11,08 km/h
25	↘	-1	24	91	 STEWART	James	GREAT BRITAIN AND NORTHERN IRELAND	GBR	97	12:55:58	143,239	11,08 km/h
26	↗	+1	27	49	 BRUNNER	Radek	CZECH REPUBLIC	CZE	97	12:59:22	143,239	11,03 km/h
27	↗	+4	31	90	 MASKELL	Paul	GREAT BRITAIN AND NORTHERN IRELAND	GBR	96	12:53:02	141,748	11,00 km/h
28	↗	+4	32	12	 MULLER	Kevin	AUSTRALIA	AUS	96	12:57:04	141,748	10,94 km/h
29	↗	+1	30	6	 MORAN SALAS	Pedro	ARGENTINA	ARG	96	12:58:10	141,748	10,93 km/h
30	↗	+3	33	92	 STOCKS	Michael	GREAT BRITAIN AND NORTHERN IRELAND	GBR	96	12:58:18	141,748	10,93 km/h
31	↗	+4	35	210	 LEWIS	Harvey	UNITED STATES OF AMERICA	USA	96	12:58:23	141,748	10,93 km/h
32	↘	-3	29	116	 BRAVI	Paolo	ITALY	ITA	96	12:59:36	141,748	10,91 km/h
33	↘	-20	13	160	 BASA	Przemyslaw	POLAND	POL	95	12:43:50	140,257	11,02 km/h
34			34	95	 LEUZE	Marcel	GERMANY	GER	95	12:53:31	140,257	10,88 km/h
35	↗	+1	36	152	 KRONEN TARANGEN	Bjorn Tore	NORWAY	NOR	95	12:54:17	140,257	10,87 km/h
36	↗	+1	37	8	 BRETZ	Kay	AUSTRALIA	AUS	95	12:54:44	140,257	10,86 km/h
37	↘	-9	28	123	 TAKAHASHI	Nobuyuki	JAPAN	JPN	95	12:55:34	140,257	10,85 km/h
38			38	118	 GRASSI	Matteo	ITALY	ITA	95	12:59:35	140,257	10,79 km/h
39	↗	+1	40	212	 COURY	Nick		USA	94	12:56:21	138,766	10,72 km/h
40	↗	+1	41	84	 RUIZ	Patrick	FRANCE	FRA	93	12:51:33	137,275	10,68 km/h
41	↗	+1	42	50	 HORČIČKA	Jiří	CZECH REPUBLIC	CZE	93	12:51:53	137,275	10,67 km/h
42	↗	+1	43	64	 DE LAS HERAS MOYA	Nicolas	SPAIN	ESP	93	12:53:18	137,275	10,65 km/h
43	↗	+1	44	132	 BONDARS	Aivars		LAT	93	12:59:43	137,275	10,56 km/h
44	↗	+3	47	162	 WERESZCZAK	Andrzej	POLAND	POL	92	12:52:48	135,784	10,54 km/h
45	↗	+9	54	94	 HÖSL	Patrick	GERMANY	GER	92	12:53:36	135,784	10,53 km/h
46	↗	+2	48	87	 HOLYOAK	Steven	GREAT BRITAIN AND NORTHERN IRELAND	GBR	92	12:54:10	135,784	10,52 km/h
47	↗	+2	49	33	 SOUSA	Luciano Alves	BRAZIL	BRA	92	12:55:35	135,784	10,50 km/h
48	↗	+9	57	211	 SLABY	Steve	UNITED STATES OF AMERICA	USA	92	12:56:48	135,784	10,49 km/h
49	↘	-3	46	176	 SRNEC	Uros	SLOVENIA	SLO	92	12:57:32	135,784	10,48 km/h
50	↗	+2	52	121	 ROVERA	Paolo	ITALY	ITA	92	12:57:46	135,784	10,47 km/h
51	↗	+2	53	11	 LOVEDAY	Barry		AUS	92	12:57:48	135,784	10,47 km/h
52	↘	-1	51	163	 MALYSZEK	Leszek	POLAND	POL	92	12:58:00	135,784	10,47 km/h
53	↘	-14	39	96	 LUX	Christoph	GERMANY	GER	92	12:58:54	135,784	10,46 km/h
54	↘	-9	45	42	 PENNY	Blaine	CANADA	CAN	91	12:46:05	134,293	10,52 km/h
55			55	98	 WILSDORF	Stefan	GERMANY	GER	91	12:51:51	134,293	10,44 km/h
56	↗	+6	62	135	VECVAGARIS	Matīss		LAT	91	12:56:47	134,293	10,37 km/h
57	↘	-7	50	117	CERONI	Matteo	ITALY	ITA	91	12:58:15	134,293	10,35 km/h
58	↗	+5	63	10	HORSBURGH	Ewan	AUSTRALIA	AUS	91	12:58:44	134,293	10,35 km/h
59	↘	-3	56	67	POLL	Cris	ESTONIA	EST	91	12:59:30	134,293	10,34 km/h
60	↘	-1	59	181	WINGS	Samuel	SWITZERLAND	SUI	90	12:49:48	132,802	10,35 km/h
61	↘	-1	60	115	O'SHEA	Alex	IRELAND	IRL	90	12:51:32	132,802	10,33 km/h
62	↘	-4	58	209	ARMSTRONG	Greg	UNITED STATES OF AMERICA	USA	90	12:51:58	132,802	10,32 km/h
63	↗	+4	67	14	REDFERN	Stephen	AUSTRALIA	AUS	90	12:55:45	132,802	10,27 km/h
64	↗	+2	66	173	ROMAN	Radu	ROMANIA	ROU	90	12:57:39	132,802	10,25 km/h
65	↗	+5	70	133	KALNIŅŠ	Ritvars	LATVIA	LAT	90	12:58:15	132,802	10,24 km/h
66	↘	-5	61	73	RANTÄ	Kari	FINLAND	FIN	90	12:58:34	132,802	10,23 km/h
67	↗	+4	71	35	CRACCO JUNIOR	Urbano Dario	BRAZIL	BRA	89	12:54:31	131,311	10,17 km/h
68	↘	-4	64	56	HEREJT	Petr	CZECH REPUBLIC	CZE	89	12:55:30	131,311	10,16 km/h
69	↗	+3	72	75	RONKAINEN	Tomi	FINLAND	FIN	89	12:56:24	131,311	10,15 km/h
70	↘	-5	65	59	SØRENSEN	Kim Klitgaard	DENMARK	DEN	88	12:50:10	129,820	10,11 km/h
71	↘	-2	69	126	ABIKO	Ryo	JAPAN	JPN	88	12:54:55	129,820	10,05 km/h
72	↗	+6	78	215	RODRIGUES	Vitor	PORTUGAL	POR	88	12:55:27	129,820	10,04 km/h
73	↗	+2	75	38	MOCHINACZ	Itacir	BRAZIL	BRA	88	12:56:23	129,820	10,03 km/h
74	↗	+6	80	89	MacDONALD	Grant	GREAT BRITAIN AND NORTHERN IRELAND	GBR	88	12:59:54	129,820	9,99 km/h

Pos.	Evol.	Increase	Prev. Pos.	Bib	Name	Surname	Team	Country	Laps	Last lap time	Total distance	Avg speed km/h
75	↘	-2	73	120	ROMANO	Stefano		ITA	87	12:50:49	128,329	9,99 km/h
76	↘	-2	74	184	VÁLITALO	Dan	SWEDEN	SWE	87	12:51:02	128,329	9,99 km/h
77	↗	+14	91	82	GERARDIN	Raphael	FRANCE	FRA	87	12:53:39	128,329	9,95 km/h
78	↘	-1	77	178	IVANOVIC	Boris	SLOVENIA	SLO	87	12:57:40	128,329	9,90 km/h
79			79	39	ROULIER	Sebastien	CANADA	CAN	87	12:59:51	128,329	9,87 km/h
80	↘	-4	76	146	DE LOS SANTOS	Oscar	MEXICO	MEX	86	12:44:30	126,838	9,95 km/h
81	↗	+4	85	138	SKINULIS	Aurimas	LITHUANIA	LTU	86	12:52:22	126,838	9,85 km/h
82	↗	+1	83	13	PEARSON	John		AUS	86	12:52:32	126,838	9,85 km/h
83	↗	+3	86	72	KUKKO	Jyrki	FINLAND	FIN	86	12:53:17	126,838	9,84 km/h
84	↗	+12	96	21	GLASER	Dominik	AUSTRIA	AUT	86	12:55:18	126,838	9,82 km/h
85	↗	+7	92	57	FRIIS	Carsten	DENMARK	DEN	86	12:55:56	126,838	9,81 km/h
86	↗	+3	89	41	TABELEV	Oleg	CANADA	CAN	86	12:56:18	126,838	9,80 km/h
87	↗	+6	93	9	ECKFORD	Matthew	AUSTRALIA	AUS	86	12:58:13	126,838	9,78 km/h
88	↗	+7	95	174	MIKLIC	Mirko Bogomir	SLOVENIA	SLO	86	12:58:35	126,838	9,77 km/h
89	↗	+11	100	55	KOPEČNÝ	Dušan	CZECH REPUBLIC	CZE	85	12:50:20	125,347	9,76 km/h
90	↘	-6	84	119	LEONELLI	Nicolas	ITALY	ITA	85	12:51:13	125,347	9,75 km/h
91	↗	+3	94	142	ZARAGOZA	Marco	MEXICO	MEX	85	12:51:19	125,347	9,75 km/h
92	↘	-11	81	199	MIKHIEIEV	Dmytro	UKRAINE	UKR	85	12:51:33	125,347	9,75 km/h
93	↘	-3	90	170	TRUȘCĂ	Daniel	ROMANIA	ROU	85	12:56:13	125,347	9,69 km/h
94	↘	-12	82	183	MACAJ	Ivan	SLOVAK REPUBLIC	SVK	84	12:47:30	123,856	9,68 km/h
95	↗	+4	99	190	LI	Wang-Chang	CHINESE TAIPEI	TPE	84	12:51:19	123,856	9,63 km/h
96	↗	+2	98	62	BATSBERG	Bruno	DENMARK	DEN	84	12:51:42	123,856	9,63 km/h
97	↗	+15	112	22	HARTL	Herbert	AUSTRIA	AUT	84	12:55:40	123,856	9,58 km/h
98	↗	+10	108	7	BERTON	Pablo	ARGENTINA	ARG	84	12:56:35	123,856	9,57 km/h
99	↗	+5	104	179	GACIK	Saša	SERBIA	SRB	84	12:56:40	123,856	9,57 km/h
100	↗	+6	106	111	KEITH	Eoin	IRELAND	IRL	84	12:57:00	123,856	9,56 km/h
101			101	74	NIEMENMAA	Ville	FINLAND	FIN	84	12:57:25	123,856	9,56 km/h
102	↗	+1	103	107	SHARMA	Sunil	INDIA	IND	84	12:57:58	123,856	9,55 km/h
103	↘	-6	97	192	CHANG	Chung-Yi		TPE	84	12:59:03	123,856	9,54 km/h
104	↗	+12	116	161	BRACZYK	Krzysztof	POLAND	POL	84	12:59:12	123,856	9,54 km/h
105	↗	+5	110	5	MONTES DE OCA	Cristian	ARGENTINA	ARG	84	12:59:43	123,856	9,53 km/h
106	↘	-4	102	185	STEENE	Johan	SWEDEN	SWE	84	12:59:46	123,856	9,53 km/h
107	↘	-39	68	66	DELGADO GIL	Ruben	SPAIN	ESP	83	11:32:52	122,365	10,60 km/h
108	↗	+3	111	43	MASTERS	Daniel	CANADA	CAN	83	12:52:08	122,365	9,51 km/h
109	↗	+9	118	156	CORREA	Anibal	PARAGUAY	PAR	83	12:54:28	122,365	9,48 km/h
110	↘	-5	105	25	PAVIC	Branislav	BOSNIA-HERZEGOVINA	BIH	83	12:56:50	122,365	9,45 km/h
111	↗	+2	113	175	KREJAC	Damjan	SLOVENIA	SLO	83	12:57:32	122,365	9,44 km/h
112	↘	-3	109	108	MOHANTY	Pranaya Pratap	INDIA	IND	83	12:58:13	122,365	9,43 km/h
113	↗	+7	120	113	GALLEN	Eddie	IRELAND	IRL	82	12:51:39	120,874	9,40 km/h
114	↗	+9	123	19	MAYER	Georg	AUSTRIA	AUT	82	12:52:07	120,874	9,39 km/h
115	↘	-8	107	114	MULLINS	Pdraig	IRELAND	IRL	82	12:53:05	120,874	9,38 km/h
116	↘	-1	115	15	SYMONDS	Dan		AUS	82	12:54:35	120,874	9,36 km/h
117	↘	-4	113	202	FERNÁNDEZ	Luis	URUGUAY	URU	82	12:55:48	120,874	9,35 km/h
118	↗	+12	130	3	KIERDELEWICZ	Nicolas	ARGENTINA	ARG	82	12:59:04	120,874	9,31 km/h
119	↘	-32	87	81	DILMI	Ludovic	FRANCE	FRA	81	12:15:40	119,383	9,74 km/h
120	↘	-3	117	61	JØRGENSEN	Klaus Pirker	DENMARK	DEN	81	12:50:09	119,383	9,30 km/h
121	↗	+3	124	165	OLIVEIRA	Joao	PORTUGAL	POR	81	12:54:30	119,383	9,25 km/h
122	↗	+6	128	137	LITVINAVIČIUS	Saulius	LITHUANIA	LTU	81	12:55:00	119,383	9,24 km/h
123	↘	-35	88	4	BARNES	Pablo	ARGENTINA	ARG	80	11:52:49	117,892	9,92 km/h
124	↗	+2	126	99	MARIFOGLOU	Dimosthenis	GREECE	GRE	80	12:49:34	117,892	9,19 km/h
125	↘	-4	121	122	VERDUCCI	Luca	ITALY	ITA	80	12:50:07	117,892	9,18 km/h
126	↗	+6	132	109	JAIN	Kanan	INDIA	IND	80	12:50:30	117,892	9,18 km/h
127	↗	+4	131	77	LÄGLAND	Jan	FINLAND	FIN	80	12:51:40	117,892	9,17 km/h
128	↗	+9	137	204	CAMEJO	Jonathan	URUGUAY	URU	80	12:52:03	117,892	9,16 km/h
129	↘	-7	122	53	KRAJČA	Rudolf	CZECH REPUBLIC	CZE	80	12:55:13	117,892	9,12 km/h
130	↗	+9	139	172	ANTONARU	Daniel	ROMANIA	ROU	80	12:55:46	117,892	9,12 km/h
131	↗	+5	136	188	WANG	Tao-Yuan	CHINESE TAIPEI	TPE	80	12:56:46	117,892	9,11 km/h
132	↗	+1	133	48	CABRAL	José Daniel	CAPE VERDE ISLANDS	CPV	80	12:57:11	117,892	9,10 km/h
133	↗	+1	134	16	YOON	John	AUSTRALIA	AUS	80	12:58:01	117,892	9,09 km/h
134	↘	-7	127	18	MICHALITZ	Andreas	AUSTRIA	AUT	79	12:49:48	116,401	9,07 km/h
135	↘	-10	125	134	VIETNIEKS	Mikēlis	LATVIA	LAT	79	12:51:22	116,401	9,05 km/h
136	↗	+4	140	198	KRASNNOV	Dmytro	UKRAINE	UKR	79	12:53:42	116,401	9,03 km/h
137	↘	-2	135	187	KANG	Ting-Jui	CHINESE TAIPEI	TPE	79	12:55:07	116,401	9,01 km/h
138			138	32	CHARNASHEI	Yury	BELARUS	BLR	79	12:56:45	116,401	8,99 km/h
139	↗	+4	143	191	HSUEH	Ping-Cheng	CHINESE TAIPEI	TPE	78	12:54:22	114,910	8,90 km/h
140	↗	+6	146	150	ZUIDEMA	Nitish (Peter)	NETHERLANDS	NED	77	12:50:16	113,419	8,83 km/h
141	↗	+1	142	171	FARKAS	Răzvan	ROMANIA	ROU	77	12:52:49	113,419	8,81 km/h
142	↗	+8	150	30	LAPUTS	Andrei	BELARUS	BLR	77	12:56:18	113,419	8,77 km/h
143	↗	+15	158	34	VIEIRA	Flavio Fernandes	BRAZIL	BRA	77	12:56:42	113,419	8,76 km/h
144	↘	-25	119	158	RADZIKOWSKI	Andrzej	POLAND	POL	76	11:40:31	111,928	9,59 km/h
145			145	60	STEENBERG	Thomas	DENMARK	DEN	76	12:44:41	111,928	8,78 km/h
146	↗	+1	147	24	JUNUZOVIĆ	Rasim	BOSNIA-HERZEGOVINA	BIH	76	12:53:38	111,928	8,68 km/h
147	↗	+4	151	167	CARDOSO DIAS	Daniel	PORTUGAL	POR	76	12:55:07	111,928	8,66 km/h
148			148	154	BOTHA	Wayne	NEW ZEALAND	NZL	76	12:56:43	111,928	8,65 km/h

Pos.	Evol.	Increase	Prev. Pos.	Bib	Name	Surname	Team	Country	Laps	Last lap time	Total distance	Avg speed km/h
149	↘	-20	129	128	 KUMPIŅŠ	Ainārs	LATVIA	LAT	75	09:33:59	110,437	11,54 km/h
150	↗	+5	155	177	 MARKO	Femc	SLOVENIA	SLO	75	12:47:59	110,437	8,63 km/h
151	↗	+2	153	149	 BINSBERGEN, VAN	Arjan	NETHERLANDS	NED	75	12:48:35	110,437	8,62 km/h
152			152	106	 SAH	Binay Kumar	INDIA	IND	75	12:56:08	110,437	8,54 km/h
153	↗	+3	156	186	 KAO	Chih-Ming	CHINESE TAIPEI	TPE	75	12:56:27	110,437	8,53 km/h
154	↗	+10	164	196	 HOTSULIAK	Serhii		UKR	74	12:52:13	108,946	8,46 km/h
155	↘	-1	154	70	 RÜÜTELMAA	Andrus	ESTONIA	EST	74	12:52:41	108,946	8,46 km/h
156	↗	+5	161	100	 MICHPOULOS	Marios	GREECE	GRE	74	12:54:58	108,946	8,43 km/h
157			157	141	 GOMEZ	Rodrigo	MEXICO	MEX	74	12:55:49	108,946	8,43 km/h
158	↗	+1	159	155	 McDOWALL	Andrew	NEW ZEALAND	NZL	74	12:56:18	108,946	8,42 km/h
159	↗	+1	160	131	 PORMEISTERS	Uldis	LATVIA	LAT	74	12:57:41	108,946	8,41 km/h
160	↘	-19	141	112	 HOGAN	Aidan	IRELAND	IRL	73	10:23:01	107,455	10,35 km/h
161	↘	-17	144	17	 KLAMMER	Günter	AUSTRIA	AUT	73	12:00:16	107,455	8,95 km/h
162	↗	+3	165	195	 BIALOBRZESKYI	Andrii	UKRAINE	UKR	73	12:49:47	107,455	8,38 km/h
163	↘	-1	162	27	 RAHOISHA	Piotr	BELARUS	BLR	73	12:50:21	107,455	8,37 km/h
164	↗	+3	167	127	 LUCĀNS	Nikolajs		LAT	73	12:52:41	107,455	8,34 km/h
165	↗	+3	168	130	 BRAUNS	Didzis	LATVIA	LAT	73	12:55:11	107,455	8,32 km/h
166	↘	-3	163	68	 SEEPÖLD	Rain	ESTONIA	EST	72	12:46:08	105,964	8,30 km/h
167	↘	-1	166	45	 SEMEDO MOREIRA	Nataniel de Jesus	CAPE VERDE ISLANDS	CPV	72	12:51:41	105,964	8,24 km/h
168	↗	+1	169	47	 SILVA TAVARES	Orlando	CAPE VERDE ISLANDS	CPV	72	12:56:20	105,964	8,19 km/h
169	↘	-20	149	37	 ALMEIDA SANTOS	Gustavo Medeiros de	BRAZIL	BRA	71	10:44:42	104,473	9,72 km/h
170			170	197	 KHRYSTENOK	Valerii	UKRAINE	UKR	71	12:48:08	104,473	8,16 km/h
171	↗	+1	172	157	 PELOZO	Alejandro	PARAGUAY	PAR	70	12:51:01	102,982	8,01 km/h
172	↗	+1	173	205	 GUERRA	Ricardo	URUGUAY	URU	69	12:52:43	101,491	7,88 km/h
173	↗	+1	174	203	 RIVERO	Hector	URUGUAY	URU	69	12:53:14	101,491	7,88 km/h
174	↗	+1	175	194	 LIN	Kun-Hsien		TPE	68	12:37:26	100,000	7,92 km/h
175	↗	+1	176	147	 MIHOV	Trajche	NORTH MACEDONIA	MKD	68	12:44:24	100,000	7,85 km/h
176	↗	+6	182	145	 MACDONELL	Brawny	MEXICO	MEX	68	12:57:19	100,000	7,72 km/h
177	↗	+2	179	193	 LAI	Kao-Ynag		TPE	68	12:58:40	100,000	7,71 km/h
178	↘	-1	177	20	 DIEPLINGER	Günter	AUSTRIA	AUT	67	12:48:57	98,509	7,69 km/h
179	↗	+4	183	28	 ANATSKA	Leaid	BELARUS	BLR	67	12:57:41	98,509	7,60 km/h
180	↗	+6	186	26	 BARIC	Zdravko	BOSNIA-HERZEGOVINA	BIH	67	12:59:35	98,509	7,58 km/h
181	↘	-10	171	180	 ŠULJA	Mihail	SERBIA	SRB	66	10:32:42	97,018	9,20 km/h
182	↗	+3	185	129	 CĀBULIS	Pēteris	LATVIA	LAT	66	12:53:11	97,018	7,53 km/h
183	↘	-2	181	69	 VIRMA	Ragnar	ESTONIA	EST	66	12:56:58	97,018	7,49 km/h
184	↘	-4	180	23	 ABDAKOVIC	Mirsad	BOSNIA-HERZEGOVINA	BIH	65	12:30:05	95,527	7,64 km/h
185	↗	+4	189	153	 HARRE	Graeme	NEW ZEALAND	NZL	65	12:49:40	95,527	7,45 km/h
186	↗	+2	188	140	 ROBLES	Octaviano		MEX	65	12:54:15	95,527	7,40 km/h
187	↘	-9	178	200	 SHYPUNOV	Valerii	UKRAINE	UKR	64	11:26:27	94,036	8,22 km/h
188	↗	+2	190	2	 BERENGUER GRAE	Joan Antoni	ANDORRA	AND	64	12:54:35	94,036	7,28 km/h
189	↗	+2	191	31	 DRAHUN	Barys	BELARUS	BLR	63	12:52:51	92,545	7,18 km/h
190	↘	-6	184	58	 HANSEN	Kim	DENMARK	DEN	62	11:31:08	91,054	7,90 km/h
191	↘	-4	187	189	 CHOU	Chun-Hung	CHINESE TAIPEI	TPE	61	11:15:00	89,563	7,96 km/h
192	↗	+1	193	29	 LAPUTS	Anatoli	BELARUS	BLR	59	12:41:01	86,581	6,83 km/h
193	↘	-1	192	139	 VAZQUEZ	Eduardo	MEXICO	MEX	56	09:29:57	82,108	8,64 km/h
194	↗	+1	195	143	 MENESES	Mario	MEXICO	MEX	55	12:48:27	80,617	6,29 km/h
195	↘	-1	194	148	 DIMOV	Zoran	NORTH MACEDONIA	MKD	54	12:21:14	79,126	6,40 km/h
196			196	51	 MAREK	Pavel	CZECH REPUBLIC	CZE	49	10:10:37	71,671	7,04 km/h
197			197	71	 VENNIKAS	Peeter	ESTONIA	EST	48	08:35:12	70,180	8,17 km/h
198	↗	+1	199	144	 NOGALES	Edyy		MEX	44	12:49:29	64,216	5,01 km/h
199	↘	-1	198	104	 BÜKI	Tivadar	HUNGARY	HUN	41	05:39:34	59,743	10,56 km/h
200			200	40	 GAUDET	Wayne	CANADA	CAN	39	12:29:49	56,761	4,54 km/h
201			201	76	 FORSELL	Marko	FINLAND	FIN	30	05:04:36	43,342	8,54 km/h
202			202	1	 NEKMOUCHE	Mohamed	ALGERIA	ALG	30	05:38:26	43,342	7,68 km/h
203			203	44	 TOMAJKO	Stephen	CANADA	CAN	27	04:06:02	38,869	9,48 km/h
204			204	36	 VILARES	Cleber Castilhano	BRAZIL	BRA	18	02:33:35	25,450	9,94 km/h
205			205	169	 IONIȚĂ	Florin Sebastian	ROMANIA	ROU	16	01:59:13	22,468	11,31 km/h