








































































































Pos.	Evol.	Increase	Prev. Pos.	Bib	Name	Surname	Team	Country	Laps	Last lap time	Total distance	Avg speed km/h
1			1	136	 SOROKIN	Aleksandr	LITHUANIA	LTU	99	11:53:37	146,221	12,29 km/h
2			2	79	 CLAVERY	Erik	FRANCE	FRA	98	11:58:52	144,730	12,08 km/h
3			3	63	 PENALVA LOPEZ	Ivan	SPAIN	ESP	97	11:53:15	143,239	12,05 km/h
4			4	124	 INOUE	Shingo	JAPAN	JPN	96	11:53:02	141,748	11,93 km/h
5			5	166	 GIL	Luis	PORTUGAL	POR	96	11:55:50	141,748	11,88 km/h
6			6	125	 NARAKI	Toshiro	JAPAN	JPN	95	11:53:15	140,257	11,80 km/h
7			7	103	 BÖDIS	Tamás	HUNGARY	HUN	95	11:53:16	140,257	11,80 km/h
8			8	101	 CSÉCSEI	Zoltán	HUNGARY	HUN	94	11:56:28	138,766	11,62 km/h
9	↗	+1	10	159	 PIOTROWSKI	Andrzej	POLAND	POL	93	11:53:35	137,275	11,54 km/h
10	↗	+1	11	207	 JACKSON	Jacob	UNITED STATES OF AMERICA	USA	93	11:55:05	137,275	11,52 km/h
11	↗	+1	12	206	 LEBLOND	Olivier	UNITED STATES OF AMERICA	USA	93	11:55:28	137,275	11,51 km/h
12	↗	+1	13	208	 RIOPEL	Rich	UNITED STATES OF AMERICA	USA	92	11:54:08	135,784	11,41 km/h
13	↘	-4	9	160	 BASA	Przemyslaw	POLAND	POL	92	11:56:09	135,784	11,38 km/h
14	↗	+1	15	182	 VIEUX	Florian	SWITZERLAND	SUI	92	11:57:39	135,784	11,35 km/h
15	↘	-1	14	83	 RUEL	Stephane	FRANCE	FRA	91	11:51:51	134,293	11,32 km/h
16	↗	+1	17	105	 NARAYANA	Ullas	INDIA	IND	91	11:55:03	134,293	11,27 km/h
17	↗	+4	21	97	 WEBER	Felix	GERMANY	GER	91	11:55:27	134,293	11,26 km/h
18	↗	+2	20	201	 TKACHUK	Andrii	UKRAINE	UKR	91	11:55:58	134,293	11,25 km/h
19	↘	-3	16	80	 COSTA	Valentin	FRANCE	FRA	91	11:57:11	134,293	11,24 km/h
20	↗	+2	22	54	 VELIČKA	Ondřej	CZECH REPUBLIC	CZE	91	11:57:18	134,293	11,23 km/h
21	↘	-2	19	164	 KOT	Rafal	POLAND	POL	91	11:57:53	134,293	11,22 km/h
22	↗	+1	23	65	 MATAIX GRACIA	Niguel	SPAIN	ESP	91	11:58:17	134,293	11,22 km/h
23	↘	-5	18	102	 HALAMA	Levente	HUNGARY	HUN	91	11:58:23	134,293	11,22 km/h
24	↗	+1	25	91	 STEWART	James	GREAT BRITAIN AND NORTHERN IRELAND	GBR	90	11:54:33	132,802	11,15 km/h
25	↗	+2	27	151	 NORUM	Jo Inge	NORWAY	NOR	90	11:55:01	132,802	11,14 km/h
26	↘	-2	24	88	 LAWSON	Daniel	GREAT BRITAIN AND NORTHERN IRELAND	GBR	90	11:55:22	132,802	11,14 km/h
27	↘	-1	26	49	 BRUNNER	Radek	CZECH REPUBLIC	CZE	89	11:51:31	131,311	11,07 km/h
28	↗	+4	32	123	 TAKAHASHI	Nobuyuki	JAPAN	JPN	89	11:52:52	131,311	11,05 km/h
29			29	116	 BRAVI	Paolo	ITALY	ITA	89	11:53:17	131,311	11,05 km/h
30	↘	-2	28	6	 MORAN SALAS	Pedro	ARGENTINA	ARG	89	11:53:53	131,311	11,04 km/h
31	↗	+2	33	90	 MASKELL	Paul	GREAT BRITAIN AND NORTHERN IRELAND	GBR	89	11:54:02	131,311	11,03 km/h
32	↘	-1	31	12	 MULLER	Kevin	AUSTRALIA	AUS	89	11:54:53	131,311	11,02 km/h
33	↘	-3	30	92	 STOCKS	Michael	GREAT BRITAIN AND NORTHERN IRELAND	GBR	89	11:55:04	131,311	11,02 km/h
34			34	95	 LEUZE	Marcel	GERMANY	GER	88	11:51:44	129,820	10,94 km/h
35	↗	+2	37	210	 LEWIS	Harvey	UNITED STATES OF AMERICA	USA	88	11:52:46	129,820	10,93 km/h
36	↗	+2	38	152	 KRONEN TARANGEN	Bjorn Tore	NORWAY	NOR	88	11:55:00	129,820	10,89 km/h
37	↗	+2	39	8	 BRETZ	Kay	AUSTRALIA	AUS	88	11:56:39	129,820	10,87 km/h
38	↘	-2	36	118	 GRASSI	Matteo	ITALY	ITA	88	11:57:57	129,820	10,85 km/h
39	↘	-4	35	96	 LUX	Christoph	GERMANY	GER	87	11:52:12	128,329	10,81 km/h
40	↗	+5	45	212	 COURY	Nick	USA	USA	87	11:58:12	128,329	10,72 km/h
41			41	84	 RUIZ	Patrick	FRANCE	FRA	87	11:58:32	128,329	10,72 km/h
42	↗	+2	44	50	 HORČIČKA	Jiří	CZECH REPUBLIC	CZE	87	11:59:27	128,329	10,70 km/h
43			43	64	 DE LAS HERAS MORALES	Nicolas	SPAIN	ESP	86	11:52:48	126,838	10,68 km/h
44	↗	+3	47	132	 BONDARS	Aivars	LATVIA	LAT	86	11:54:57	126,838	10,64 km/h
45	↗	+3	48	42	 PENNY	Blaine	CANADA	CAN	86	11:55:02	126,838	10,64 km/h
46	↘	-6	40	176	 SRNEC	Uros	SLOVENIA	SLO	86	11:55:25	126,838	10,64 km/h
47	↗	+2	49	162	 WERESZCZAK	Andrzej	POLAND	POL	86	11:57:19	126,838	10,61 km/h
48	↗	+3	51	87	 HOLYOAK	Steven	GREAT BRITAIN AND NORTHERN IRELAND	GBR	86	11:58:49	126,838	10,59 km/h
49	↘	-3	46	33	 SOUSA	Luciano Alves	BRAZIL	BRA	85	11:49:48	125,347	10,60 km/h
50			50	117	 CERONI	Matteo	ITALY	ITA	85	11:51:17	125,347	10,57 km/h
51	↗	+2	53	163	 MALYSZEK	Leszek	POLAND	POL	85	11:51:55	125,347	10,56 km/h
52			52	121	 ROVERA	Paolo	ITALY	ITA	85	11:52:06	125,347	10,56 km/h
53	↗	+3	56	11	 LOVEDAY	Barry	AUSTRALIA	AUS	85	11:53:47	125,347	10,54 km/h
54	↗	+7	61	94	 HÖSL	Patrick	GERMANY	GER	85	11:54:04	125,347	10,53 km/h
55	↘	-1	54	98	 WILSDORF	Stefan	GERMANY	GER	85	11:55:56	125,347	10,50 km/h
56	↗	+9	65	67	 POLL	Cris	ESTONIA	EST	85	11:58:11	125,347	10,47 km/h
57	↗	+9	66	211	 SLABY	Steve	UNITED STATES OF AMERICA	USA	85	11:59:18	125,347	10,46 km/h
58	↗	+2	60	209	 ARMSTRONG	Greg	UNITED STATES OF AMERICA	USA	85	11:59:51	125,347	10,45 km/h
59			59	181	 WINGS	Samuel	SWITZERLAND	SUI	84	11:50:03	123,856	10,47 km/h
60	↘	-2	58	115	O'SHEA	Alex	IRELAND	IRL	84	11:51:33	123,856	10,44 km/h
61	↘	-4	57	73	RANTA	Kari	FINLAND	FIN	84	11:51:35	123,856	10,44 km/h
62	↗	+9	71	135	IVECAGARIS	Matīss	LATVIA	LAT	84	11:53:23	123,856	10,42 km/h
63	↗	+5	68	10	HORSBURGH	Ewan	AUSTRALIA	AUS	84	11:53:24	123,856	10,42 km/h
64	↘	-1	63	56	HEREJT	Petr	CZECH REPUBLIC	CZE	84	11:57:15	123,856	10,36 km/h
65	↗	+2	67	59	SØRENSEN	Kim Klitgaard	DENMARK	DEN	84	11:57:17	123,856	10,36 km/h
66	↘	-2	64	173	ROMAN	Radu	ROMANIA	ROU	84	11:57:46	123,856	10,35 km/h
67	↗	+5	72	14	REDFERN	Stephen	AUSTRALIA	AUS	84	11:59:33	123,856	10,33 km/h
68	↘	-26	42	66	DELGADO GIL	Ruben	SPAIN	ESP	83	11:32:52	122,365	10,60 km/h
69	↘	-14	55	126	ABIKO	Ryo	JAPAN	JPN	83	11:46:19	122,365	10,39 km/h
70	↗	+3	73	133	KALNIŅŠ	Ritvars	LATVIA	LAT	83	11:54:24	122,365	10,28 km/h
71	↗	+6	77	35	CRACCO JUNIOR	Urbano Dario	BRAZIL	BRA	83	11:56:19	122,365	10,25 km/h
72	↗	+4	76	75	RONKAINEN	Tomi	FINLAND	FIN	83	11:58:22	122,365	10,22 km/h
73	↗	+6	79	120	ROMANO	Stefano	ITALY	ITA	82	11:55:48	120,874	10,13 km/h
74	↗	+6	80	184	VÄLITALO	Dan	SWEDEN	SWE	82	11:58:01	120,874	10,10 km/h

Pos.	Evol.	Increase	Prev. Pos.	Bib		Name	Surname	Team	Country	Laps	Last lap time	Total distance	Avg speed km/h
75	↗	+6	81	38		MOCHINACZ	Itacir	BRAZIL	BRA	82	11:58:22	120,874	10,10 km/h
76	↗	+2	78	146		DE LOS SANTOS	Oscar	MEXICO	MEX	82	11:59:09	120,874	10,08 km/h
77	↘	-7	70	178		IVANOVIC	Boris	SLOVENIA	SLO	81	11:41:56	119,383	10,20 km/h
78	↗	+6	84	215		RODRIGUES	Vitor	PORTUGAL	POR	81	11:45:05	119,383	10,16 km/h
79	↗	+3	82	39		ROULIER	Sebastien	CANADA	CAN	81	11:49:25	119,383	10,10 km/h
80	↗	+7	87	89		MacDONALD	Grant	GREAT BRITAIN AND NORTHERN IRELAND	GBR	81	11:55:57	119,383	10,00 km/h
81	↗	+5	86	199		MIKHIEIEV	Dmytro	UKRAINE	UKR	81	11:57:25	119,383	9,98 km/h
82	↗	+21	103	183		MACAJ	Ivan	SLOVAK REPUBLIC	SVK	81	11:59:29	119,383	9,96 km/h
83	↗	+5	88	13		PEARSON	John		AUS	81	11:59:54	119,383	9,95 km/h
84	↘	-15	69	119		LEONELLI	Nicolas	ITALY	ITA	80	11:24:18	117,892	10,34 km/h
85	↘	-11	74	138		SKINULIS	Aurimas	LITHUANIA	LTU	80	11:49:55	117,892	9,96 km/h
86	↘	-1	85	72		KUKKO	Jyrki	FINLAND	FIN	80	11:50:37	117,892	9,95 km/h
87	↘	-12	75	81		DILMI	Ludovic	FRANCE	FRA	80	11:51:40	117,892	9,94 km/h
88	↘	-26	62	4		BARNES	Pablo	ARGENTINA	ARG	80	11:52:49	117,892	9,92 km/h
89	↗	+2	91	41		TABELEV	Oleg	CANADA	CAN	80	11:54:17	117,892	9,90 km/h
90	↘	-1	89	170		TRUȘCĂ	Daniel	ROMANIA	ROU	80	11:56:05	117,892	9,88 km/h
91	↗	+9	100	82		GERARDIN	Raphael	FRANCE	FRA	80	11:57:01	117,892	9,87 km/h
92	↘	-2	90	57		FRIIS	Carsten	DENMARK	DEN	80	11:57:24	117,892	9,86 km/h
93			93	9		ECKFORD	Matthew	AUSTRALIA	AUS	80	11:58:13	117,892	9,85 km/h
94	↗	+2	96	142		ZARAGOZA	Marco	MEXICO	MEX	80	11:58:19	117,892	9,85 km/h
95			95	174		MIKLIC	Mirko Bogomir	SLOVENIA	SLO	80	11:58:21	117,892	9,85 km/h
96	↗	+10	106	21		GLASER	Dominik	AUSTRIA	AUT	80	11:59:15	117,892	9,83 km/h
97	↗	+5	102	192		CHANG	Chung-Yi		TPE	79	11:50:54	116,401	9,82 km/h
98	↘	-4	94	62		BATSBERG	Bruno	DENMARK	DEN	79	11:50:58	116,401	9,82 km/h
99			99	190		LI	Wang-Chang	CHINESE TAIPEI	TPE	79	11:51:11	116,401	9,82 km/h
100	↗	+5	105	55		KOPEČNÝ	Dušan	CZECH REPUBLIC	CZE	79	11:52:08	116,401	9,81 km/h
101	↘	-9	92	74		NIEMENMAA	Ville	FINLAND	FIN	79	11:56:35	116,401	9,75 km/h
102	↗	+8	110	185		STEENE	Johan	SWEDEN	SWE	79	11:57:26	116,401	9,73 km/h
103	↗	+1	104	107		SHARMA	Sunil	INDIA	IND	79	11:59:14	116,401	9,71 km/h
104	↗	+3	107	179		GACIK	Saša	SERBIA	SRB	78	11:50:42	114,910	9,70 km/h
105	↗	+3	108	25		PAVIC	Branislav	BOSNIA-HERZEGOVINA	BIH	78	11:54:26	114,910	9,65 km/h
106	↗	+9	115	111		KEITH	Eoin	IRELAND	IRL	78	11:57:05	114,910	9,61 km/h
107	↘	-6	101	114		MULLINS	Padraig	IRELAND	IRL	78	11:59:37	114,910	9,58 km/h
108	↗	+5	113	7		BERTON	Pablo	ARGENTINA	ARG	77	11:47:37	113,419	9,62 km/h
109	↗	+5	114	108		MOHANTY	Pranaya Pratap	INDIA	IND	77	11:50:33	113,419	9,58 km/h
110	↗	+6	116	5		MONTES DE OCA	Cristian	ARGENTINA	ARG	77	11:50:56	113,419	9,57 km/h
111	↘	-2	109	43		MASTERS	Daniel	CANADA	CAN	77	11:52:33	113,419	9,55 km/h
112	↗	+12	124	22		HARTL	Herbert	AUSTRIA	AUT	77	11:53:06	113,419	9,54 km/h
113	↗	+9	122	202		IFERNÁNDEZ	Luis	URUGUAY	URU	77	11:53:48	113,419	9,53 km/h
113	↗	+7	120	175		KREJAC	Damjan	SLOVENIA	SLO	77	11:53:48	113,419	9,53 km/h
115	↗	+2	117	15		SYMONDS	Dan		AUS	77	11:55:09	113,419	9,52 km/h
116	↗	+12	128	161		BRACZYK	Krzysztof	POLAND	POL	77	11:58:06	113,419	9,48 km/h
117	↗	+8	125	61		JØRGENSEN	Klaus Pirker	DENMARK	DEN	77	11:58:16	113,419	9,47 km/h
118	↘	-6	112	156		CORREA	Anibal	PARAGUAY	PAR	76	11:30:18	111,928	9,73 km/h
119	↘	-21	98	158		RADZIKOWSKI	Andrzej	POLAND	POL	76	11:40:31	111,928	9,59 km/h
120	↗	+7	127	113		GALLEN	Eddie	IRELAND	IRL	76	11:49:41	111,928	9,46 km/h
121	↗	+5	126	122		VERDUCCI	Luca	ITALY	ITA	76	11:50:43	111,928	9,45 km/h
122	↗	+1	123	53		KRAJČA	Rudolf	CZECH REPUBLIC	CZE	76	11:51:58	111,928	9,43 km/h
123	↗	+9	132	19		MAYER	Georg	AUSTRIA	AUT	76	11:52:45	111,928	9,42 km/h
124	↘	-13	111	165		OLIVEIRA	Joao	PORTUGAL	POR	76	11:53:09	111,928	9,42 km/h
125	↘	-6	119	134		VIETNIEKS	Mikelis	LATVIA	LAT	76	11:53:57	111,928	9,41 km/h
126	↗	+7	133	99		MARIFOGLOU	Dimosthenis	GREECE	GRE	76	11:54:26	111,928	9,40 km/h
127	↗	+4	131	18		MICHALITZ	Andreas	AUSTRIA	AUT	76	11:56:43	111,928	9,37 km/h
128	↗	+1	129	137		LITVINAVIČIUS	Saulius	LITHUANIA	LTU	76	11:57:02	111,928	9,37 km/h
129	↘	-46	83	128		KUMPIŅŠ	Ainārs	LATVIA	LAT	75	09:33:59	110,437	11,54 km/h
130			130	3		KIERDELEWICZ	Nicolas	ARGENTINA	ARG	75	11:49:35	110,437	9,34 km/h
131	↗	+3	134	77		LÄGLAND	Jan	FINLAND	FIN	75	11:51:44	110,437	9,31 km/h
132	↗	+7	139	109		JAIN	Kanan	INDIA	IND	75	11:53:00	110,437	9,29 km/h
133	↗	+5	138	48		CABRAL	José Daniel	CAPE VERDE ISLANDS	CPV	75	11:53:10	110,437	9,29 km/h
134	↗	+2	136	16		YOON	John	AUSTRALIA	AUS	75	11:58:41	110,437	9,22 km/h
135	↗	+2	137	187		KANG	Ting-Jui	CHINESE TAIPEI	TPE	74	11:51:25	108,946	9,19 km/h
136	↗	+6	142	188		IWANG	Tao-Yuan	CHINESE TAIPEI	TPE	74	11:52:49	108,946	9,17 km/h
137	↗	+6	143	204		CAMEJO	Jonathan	URUGUAY	URU	74	11:52:59	108,946	9,17 km/h
138	↗	+2	140	32		CHARNASHEI	Yury	BELARUS	BLR	74	11:53:01	108,946	9,17 km/h
139	↗	+2	141	172		ANTONARU	Daniel	ROMANIA	ROU	74	11:58:32	108,946	9,10 km/h
140	↗	+4	144	198		KRASNOV	Dmytro	UKRAINE	UKR	74	11:59:30	108,946	9,09 km/h
141	↘	-44	97	112		HOGAN	Aidan	IRELAND	IRL	73	10:23:01	107,455	10,35 km/h
142	↘	-7	135	171		IFARKAS	Răzvan	ROMANIA	ROU	73	11:48:33	107,455	9,10 km/h
143	↘	-22	121	191		HSUEH	Ping-Cheng	CHINESE TAIPEI	TPE	72	11:06:38	105,964	9,54 km/h
144	↗	+8	152	17		KLAMMER	Günter	AUSTRIA	AUT	72	11:47:34	105,964	8,99 km/h
145	↗	+1	146	60		STEENBERG	Thomas	DENMARK	DEN	72	11:49:01	105,964	8,97 km/h
146	↗	+4	150	150		ZUIDEMA	Nitish (Peter)	NETHERLANDS	NED	72	11:52:36	105,964	8,92 km/h
147	↗	+2	149	24		JUNUZOVIC	Rasim	BOSNIA-HERZEGOVINA	BIH	72	11:57:23	105,964	8,86 km/h
148	↘	-1	147	154		BOTHA	Wayne	NEW ZEALAND	NZL	72	11:57:31	105,964	8,86 km/h

Pos.	Evol.	Increase	Prev. Pos.	Bib		Name	Surname	Team	Country	Laps	Last lap time	Total distance	Avg speed km/h
149	↘	-31	118	37		ALMEIDA SANTOS	Gustavo Medeiros de	BRAZIL	BRA	71	10:44:42	104,473	9,72 km/h
150	↗	+3	153	30		LAPUTS	Andrei	BELARUS	BLR	71	11:45:38	104,473	8,88 km/h
151			151	167		CARDOSO DIAS	Daniel	PORTUGAL	POR	71	11:52:20	104,473	8,80 km/h
152	↗	+3	155	106		SAH	Binay Kumar	INDIA	IND	71	11:53:28	104,473	8,79 km/h
153	↗	+10	163	149		BINSBERGEN, VAN	Arjan	NETHERLANDS	NED	71	11:56:55	104,473	8,74 km/h
154	↗	+7	161	70		RÜÜTELMAA	Andrus	ESTONIA	EST	71	11:58:11	104,473	8,73 km/h
155	↗	+4	159	177		MARKO	Femc	SLOVENIA	SLO	71	11:58:43	104,473	8,72 km/h
156	↘	-8	148	186		KAO	Chih-Ming	CHINESE TAIPEI	TPE	71	11:59:03	104,473	8,72 km/h
157	↗	+1	158	141		GOMEZ	Rodrigo	MEXICO	MEX	70	11:51:49	102,982	8,68 km/h
158	↗	+12	170	34		VIEIRA	Flavio Fernandes	BRAZIL	BRA	70	11:53:16	102,982	8,66 km/h
159	↘	-3	156	155		McDOWALL	Andrew	NEW ZEALAND	NZL	70	11:53:48	102,982	8,66 km/h
160			160	131		PORMEISTERS	Uldis	LATVIA	LAT	70	11:59:33	102,982	8,59 km/h
161	↗	+4	165	100		MICHOPOULOS	Marios	GREECE	GRE	69	11:50:14	101,491	8,57 km/h
162	↘	-5	157	27		RAHOISHA	Piotr	BELARUS	BLR	69	11:59:17	101,491	8,47 km/h
163	↘	-18	145	68		SEEPÖLD	Rain	ESTONIA	EST	68	10:53:18	100,000	9,18 km/h
164	↘	-2	162	196		HOTSULIAK	Serhii	UKRAINE	UKR	68	11:30:34	100,000	8,69 km/h
165	↗	+3	168	195		BIALOBRZYESKYI	Andrii	UKRAINE	UKR	68	11:47:05	100,000	8,49 km/h
166			166	45		SEMEDO MOREIRA	Nataniel de Jesus	CAPE VERDE ISLANDS	CPV	68	11:49:35	100,000	8,46 km/h
167	↗	+2	169	127		LUCĀNS	Nikolajs		LAT	68	11:49:48	100,000	8,45 km/h
168	↗	+5	173	130		BRAUNS	Didzis	LATVIA	LAT	68	11:52:11	100,000	8,42 km/h
169	↗	+3	172	47		SILVA TAVARES	Orlando	CAPE VERDE ISLANDS	CPV	67	11:50:44	98,509	8,32 km/h
170	↗	+1	171	197		KHRYSTENOK	Valerii	UKRAINE	UKR	67	11:50:47	98,509	8,32 km/h
171	↘	-17	154	180		SULJA	Mihail	SERBIA	SRB	66	10:32:42	97,018	9,20 km/h
172	↘	-5	167	157		PELOZO	Alejandro	PARAGUAY	PAR	66	11:40:09	97,018	8,31 km/h
173	↗	+1	174	205		GUERRA	Ricardo	URUGUAY	URU	66	11:48:47	97,018	8,21 km/h
174	↗	+6	180	203		RIVERO	Hector	URUGUAY	URU	66	11:58:49	97,018	8,10 km/h
175	↗	+1	176	194		LIN	Kun-Hsien		TPE	65	11:46:46	95,527	8,11 km/h
176	↗	+3	179	147		MIHOV	Trajche	NORTH MACEDONIA	MKD	65	11:49:03	95,527	8,08 km/h
177	↘	-13	164	20		DIEPLINGER	Günter	AUSTRIA	AUT	64	10:53:19	94,036	8,64 km/h
178	↘	-3	175	200		SHYPUNOV	Valerii	UKRAINE	UKR	64	11:26:27	94,036	8,22 km/h
179	↗	+4	183	193		LAI	Kao-Ynag		TPE	64	11:48:01	94,036	7,97 km/h
180	↘	-3	177	23		ABDAKOVIC	Mirsad	BOSNIA-HERZEGOVINA	BIH	63	11:31:58	92,545	8,02 km/h
181	↗	+3	184	69		VIRMA	Ragnar	ESTONIA	EST	63	11:53:28	92,545	7,78 km/h
182	↗	+3	185	145		MACDONELL	Brawny	MEXICO	MEX	63	11:55:33	92,545	7,76 km/h
183	↘	-1	182	28		ANATSKA	Leanid	BELARUS	BLR	63	11:59:49	92,545	7,71 km/h
184	↘	-3	181	58		HANSEN	Kim	DENMARK	DEN	62	11:31:08	91,054	7,90 km/h
185	↗	+2	187	129		CĀBULIS	Pēteris	LATVIA	LAT	62	11:51:41	91,054	7,68 km/h
186			186	26		BARIC	Zdravko	BOSNIA-HERZEGOVINA	BIH	62	11:52:59	91,054	7,66 km/h
187	↘	-9	178	189		CHOU	Chun-Hung	CHINESE TAIPEI	TPE	61	11:15:00	89,563	7,96 km/h
188	↗	+4	192	140		ROBLES	Octaviano		MEX	61	11:52:37	89,563	7,54 km/h
189	↘	-1	188	153		HARRE	Graeme	NEW ZEALAND	NZL	61	11:53:45	89,563	7,53 km/h
190	↗	+1	191	2		BERENQUER GRAE	Joan Antoni	ANDORRA	AND	61	11:59:03	89,563	7,47 km/h
191	↘	-1	190	31		DRAHUN	Barys	BELARUS	BLR	59	11:57:01	86,581	7,25 km/h
192	↘	-3	189	139		VAZQUEZ	Eduardo	MEXICO	MEX	56	09:29:57	82,108	8,64 km/h
193			193	29		LAPUTS	Anatoli	BELARUS	BLR	55	11:45:34	80,617	6,86 km/h
194	↗	+1	195	148		DIMOV	Zoran	NORTH MACEDONIA	MKD	52	11:41:13	76,144	6,52 km/h
195	↗	+2	197	143		MENESES	Mario	MEXICO	MEX	50	11:26:16	73,162	6,40 km/h
196	↘	-2	194	51		MAREK	Pavel	CZECH REPUBLIC	CZE	49	10:10:37	71,671	7,04 km/h
197	↘	-1	196	71		VENNIKAS	Peeter	ESTONIA	EST	48	08:35:12	70,180	8,17 km/h
198			198	104		BÜKI	Tivadar	HUNGARY	HUN	41	05:39:34	59,743	10,56 km/h
199			199	144		INOGALES	Edyy		MEX	41	10:58:11	59,743	5,45 km/h
200			200	40		GAUDET	Wayne	CANADA	CAN	37	11:28:59	53,779	4,68 km/h
201			201	76		FORSELL	Marko	FINLAND	FIN	30	05:04:36	43,342	8,54 km/h
202			202	1		NEKMOUCHE	Mohamed	ALGERIA	ALG	30	05:38:26	43,342	7,68 km/h
203			203	44		TOMAJKO	Stephen	CANADA	CAN	27	04:06:02	38,869	9,48 km/h
204			204	36		VILARES	Cleber Castilhano	BRAZIL	BRA	18	02:33:35	25,450	9,94 km/h
205			205	169		IONIȚĂ	Florin Sebastian	ROMANIA	ROU	16	01:59:13	22,468	11,31 km/h