

























































































Pos.	Evol.	Increase	Prev. Pos.	Bib	Name	Surname	Team	Country	Laps	Last lap time	Total distance	Avg speed km/h
1			1	136	SOROKIN	Aleksandr	LITHUANIA	LTU	84	09:56:04	123,856	12,47 km/h
2			2	79	CLAVERY	Erik	FRANCE	FRA	83	09:56:32	122,365	12,31 km/h
3			3	63	PENALVA LOPEZ	Ivan	SPAIN	ESP	82	09:52:05	120,874	12,25 km/h
4			4	124	INOUE	Shingo	JAPAN	JPN	82	09:57:19	120,874	12,14 km/h
5			5	125	NARAKI	Toshiro	JAPAN	JPN	81	09:55:13	119,383	12,03 km/h
6			6	166	GIL	Luis	PORTUGAL	POR	81	09:59:11	119,383	11,95 km/h
7			7	103	BÓDIS	Tamás	HUNGARY	HUN	80	09:57:19	117,892	11,84 km/h
8			8	101	CSÉCSEI	Zoltán	HUNGARY	HUN	79	09:55:52	116,401	11,72 km/h
9	↗	+1	10	160	BASA	Przemyslaw	POLAND	POL	79	09:59:29	116,401	11,65 km/h
10	↘	-1	9	159	PIOTROWSKI	Andrzej	POLAND	POL	79	09:59:48	116,401	11,64 km/h
11	↗	+1	12	207	JACKSON	Jacob	UNITED STATES OF AMERICA	USA	78	09:56:03	114,910	11,57 km/h
12	↗	+5	17	206	LEBLOND	Olivier	UNITED STATES OF AMERICA	USA	78	09:58:19	114,910	11,52 km/h
13	↗	+1	14	83	RUEL	Stephane	FRANCE	FRA	78	09:59:44	114,910	11,50 km/h
14	↗	+2	16	208	RIOPEL	Rich	UNITED STATES OF AMERICA	USA	77	09:51:58	113,419	11,50 km/h
15	↗	+3	18	182	VIEUX	Florian	SWITZERLAND	SUI	77	09:53:51	113,419	11,46 km/h
16	↘	-3	13	6	MORAN SALAS	Pedro	ARGENTINA	ARG	77	09:56:31	113,419	11,41 km/h
17	↗	+4	21	80	COSTA	Valentin	FRANCE	FRA	77	09:59:10	113,419	11,36 km/h
18	↘	-7	11	66	DELGADO GIL	Ruben	SPAIN	ESP	76	09:43:39	111,928	11,51 km/h
19	↗	+1	20	102	HALAMA	Levente	HUNGARY	HUN	76	09:52:34	111,928	11,33 km/h
20	↗	+2	22	164	KOT	Rafal	POL	POL	76	09:53:42	111,928	11,31 km/h
21	↗	+5	26	105	NARAYANA	Ullas	INDIA	IND	76	09:53:57	111,928	11,31 km/h
22	↗	+1	23	201	TKACHUK	Andrii	UKRAINE	UKR	76	09:55:17	111,928	11,28 km/h
23	↗	+2	25	116	BRAVI	Paolo	ITALY	ITA	76	09:55:49	111,928	11,27 km/h
24	↗	+3	27	90	MASKELL	Paul	GREAT BRITAIN AND NORTHERN IRELAND	GBR	76	09:56:15	111,928	11,26 km/h
25	↘	-1	24	65	MATAIX GRACIA	Niguel	SPAIN	ESP	76	09:56:23	111,928	11,26 km/h
26	↗	+2	28	88	LAWSON	Daniel	GREAT BRITAIN AND NORTHERN IRELAND	GBR	76	09:56:46	111,928	11,25 km/h
27	↘	-8	19	54	VELIČKA	Ondřej	CZECH REPUBLIC	CZE	76	09:56:49	111,928	11,25 km/h
28	↗	+4	32	97	WEBER	Felix	GERMANY	GER	76	09:57:41	111,928	11,24 km/h
29	↗	+1	30	91	STEWART	James	GREAT BRITAIN AND NORTHERN IRELAND	GBR	76	09:57:58	111,928	11,23 km/h
30	↘	-1	29	92	STOCKS	Michael	GREAT BRITAIN AND NORTHERN IRELAND	GBR	76	09:59:51	111,928	11,20 km/h
31	↘	-16	15	128	KUMPIŅŠ	Ainārs	LATVIA	LAT	75	09:33:59	110,437	11,54 km/h
32	↗	+2	34	151	NORUM	Jo Inge	NORWAY	NOR	75	09:52:06	110,437	11,19 km/h
33	↘	-2	31	49	BRUNNER	Radek	CZECH REPUBLIC	CZE	75	09:53:05	110,437	11,17 km/h
34	↘	-1	33	12	MULLER	Kevin	AUSTRALIA	AUS	75	09:53:56	110,437	11,16 km/h
35	↗	+2	37	123	TAKAHASHI	Nobuyuki	JAPAN	JPN	75	09:57:11	110,437	11,10 km/h
36	↗	+4	40	96	LUX	Christoph	GERMANY	GER	74	09:53:07	108,946	11,02 km/h
37	↗	+1	38	118	GRASSI	Matteo	ITALY	ITA	74	09:53:33	108,946	11,01 km/h
38	↗	+1	39	95	LEUZE	Marcel	GERMANY	GER	74	09:53:37	108,946	11,01 km/h
39	↘	-4	35	176	SRNEC	Uros	SLOVENIA	SLO	74	09:55:47	108,946	10,97 km/h
40	↗	+1	41	152	KRONEN TARANGEN	Bjorn Tore	NORWAY	NOR	74	09:56:30	108,946	10,96 km/h
41	↗	+7	48	210	LEWIS	Harvey	UNITED STATES OF AMERICA	USA	74	09:59:22	108,946	10,91 km/h
42	↗	+5	47	8	BRETZ	Kay	AUSTRALIA	AUS	74	09:59:43	108,946	10,90 km/h
43	↘	-7	36	33	SOUSA	Luciano Alves	BRAZIL	BRA	74	09:59:51	108,946	10,90 km/h
44			44	117	CERONI	Matteo	ITALY	ITA	73	09:54:39	107,455	10,84 km/h
45	↗	+9	54	84	RUIZ	Patrick	FRANCE	FRA	73	09:56:31	107,455	10,81 km/h
46	↗	+9	55	50	HORČIČKA	Jiří	CZECH REPUBLIC	CZE	73	09:57:16	107,455	10,79 km/h
47	↗	+5	52	42	PENNY	Blaine	CANADA	CAN	73	09:57:38	107,455	10,79 km/h
48	↗	+1	49	132	BONDARS	Aivars		LAT	73	09:58:25	107,455	10,77 km/h
49	↗	+1	50	162	WERESZCZAK	Andrzej	POLAND	POL	73	09:58:37	107,455	10,77 km/h
50	↗	+1	51	181	WINGS	Samuel	SWITZERLAND	SUI	73	09:58:48	107,455	10,77 km/h
51	↗	+6	57	64	DE LAS HERAS MOYANO	Nicolas	SPAIN	ESP	73	09:59:11	107,455	10,76 km/h
52	↘	-6	46	126	ABIKO	Ryo	JAPAN	JPN	72	09:50:58	105,964	10,76 km/h
53			53	87	HOLYOAK	Steven	GREAT BRITAIN AND NORTHERN IRELAND	GBR	72	09:51:12	105,964	10,75 km/h
54	↘	-11	43	119	LEONELLI	Nicolas	ITALY	ITA	72	09:51:47	105,964	10,74 km/h
55	↘	-13	42	163	MALYSZEK	Leszek	POLAND	POL	72	09:52:17	105,964	10,73 km/h
56	↗	+4	60	212	COURY	Nick	USA	USA	72	09:52:21	105,964	10,73 km/h
57	↘	-1	56	121	ROVERA	Paolo	ITALY	ITA	72	09:52:35	105,964	10,73 km/h
58			58	115	O'SHEA	Alex	IRELAND	IRL	72	09:56:51	105,964	10,65 km/h
59	↗	+2	61	98	WILSDORF	Stefan	GERMANY	GER	72	09:56:55	105,964	10,65 km/h
60	↗	+7	67	178	IVANOVIC	Boris	SLOVENIA	SLO	72	09:58:04	105,964	10,63 km/h
61	↗	+1	62	73	RANTA	Kari	FINLAND	FIN	72	09:58:19	105,964	10,63 km/h
62	↗	+1	63	56	HEREJT	Petr	CZECH REPUBLIC	CZE	71	09:51:10	104,473	10,60 km/h
63	↗	+3	66	173	ROMAN	Radu	ROMANIA	ROU	71	09:51:20	104,473	10,60 km/h
64	↗	+11	75	81	DILMI	Ludovic	FRANCE	FRA	71	09:51:40	104,473	10,59 km/h
65	↗	+9	74	11	LOVEDAY	Barry	AUS	AUS	71	09:51:41	104,473	10,59 km/h
66	↘	-1	65	59	SØRENSEN	Kim Klitgaard	DENMARK	DEN	71	09:52:08	104,473	10,59 km/h
67	↗	+10	77	209	ARMSTRONG	Greg	UNITED STATES OF AMERICA	USA	71	09:53:54	104,473	10,55 km/h
68	↘	-9	59	4	BARNES	Pablo	ARGENTINA	ARG	71	09:54:08	104,473	10,55 km/h
69	↗	+2	71	138	SKINULIS	Aurimas	LITHUANIA	LTU	71	09:54:30	104,473	10,54 km/h
70	↗	+2	72	10	HORSBURGH	Ewan	AUSTRALIA	AUS	71	09:54:39	104,473	10,54 km/h
71	↗	+7	78	94	HÖSL	Patrick	GERMANY	GER	71	09:54:40	104,473	10,54 km/h
72	↘	-3	69	133	KALNIŅŠ	Ritvars	LATVIA	LAT	71	09:55:14	104,473	10,53 km/h
73	↘	-3	70	211	SLABY	Steve	UNITED STATES OF AMERICA	USA	71	09:55:45	104,473	10,52 km/h
74	↗	+5	79	67	POLL	Cris	ESTONIA	EST	71	09:57:06	104,473	10,50 km/h

Pos.	Evol.	Increase	Prev. Pos.	Bib		Name	Surname	Team	Country	Laps	Last lap time	Total distance	Avg speed km/h
75	↗	+1	76	14		REDFERN	Stephen	AUSTRALIA	AUS	71	09:59:07	104,473	10,46 km/h
76	↘	-31	45	158		RADZIKOWSKI	Andrzej	POLAND	POL	70	09:33:34	102,982	10,77 km/h
77	↗	+6	83	135		VECVAGARIS	Matīss		LAT	70	09:50:59	102,982	10,46 km/h
78	↘	-14	64	39		ROULIER	Sebastien	CANADA	CAN	70	09:51:19	102,982	10,45 km/h
79	↗	+2	81	112		HOGAN	Aidan	IRELAND	IRL	70	09:52:15	102,982	10,43 km/h
80	↘	-7	73	146		DE LOS SANTOS	Oscar	MEXICO	MEX	70	09:53:19	102,982	10,41 km/h
81	↘	-13	68	120		ROMANO	Stefano		ITA	70	09:53:42	102,982	10,41 km/h
82	↗	+3	85	75		RONKAINEN	Tomi	FINLAND	FIN	70	09:54:26	102,982	10,39 km/h
83	↘	-1	82	72		KUKKO	Jyrki	FINLAND	FIN	70	09:56:42	102,982	10,36 km/h
84			84	35		CRACCO JUNIOR	Urbano Dario	BRAZIL	BRA	70	09:57:00	102,982	10,35 km/h
85	↘	-5	80	38		MOCHINACZ	Itacir		BRA	70	09:58:04	102,982	10,33 km/h
86	↗	+6	92	184		VÄLITALO	Dan	SWEDEN	SWE	70	09:59:13	102,982	10,31 km/h
87	↗	+3	90	199		MIKHIEIEV	Dmytro	UKRAINE	UKR	69	09:56:39	101,491	10,21 km/h
88	↘	-2	86	89		MacDONALD	Grant	GREAT BRITAIN AND NOR	GBR	69	09:56:58	101,491	10,20 km/h
89	↗	+8	97	215		RODRIGUES	Vitor	PORTUGAL	POR	69	09:57:31	101,491	10,19 km/h
90	↗	+5	95	13		PEARSON	John		AUS	69	09:59:56	101,491	10,15 km/h
91	↗	+2	93	165		OLIVEIRA	Joao	PORTUGAL	POR	68	09:43:45	100,000	10,28 km/h
92	↘	-1	91	156		CORREA	Anibal	PARAGUAY	PAR	68	09:44:03	100,000	10,27 km/h
93	↘	-6	87	82		GERARDIN	Raphael	FRANCE	FRA	68	09:49:22	100,000	10,18 km/h
94	↗	+2	96	107		SHARMA	Sunil	INDIA	IND	68	09:49:46	100,000	10,17 km/h
95	↗	+3	98	41		TABELEV	Oleg	CANADA	CAN	68	09:50:46	100,000	10,16 km/h
96	↘	-7	89	62		BATSBERG	Bruno	DENMARK	DEN	68	09:50:58	100,000	10,15 km/h
97	↗	+3	100	142		ZARAGOZA	Marco	MEXICO	MEX	68	09:52:23	100,000	10,13 km/h
98	↗	+3	101	74		NIEMENMAA	Ville	FINLAND	FIN	68	09:57:44	100,000	10,04 km/h
99	↗	+6	105	170		TRUȘCĂ	Daniel	ROMANIA	ROU	68	09:58:21	100,000	10,03 km/h
100	↘	-6	94	183		MACAJ	Ivan	SLOVAK REPUBLIC	SVK	68	09:58:50	100,000	10,02 km/h
101	↗	+6	107	9		ECKFORD	Matthew	AUSTRALIA	AUS	68	09:59:10	100,000	10,01 km/h
102			102	57		FRIIS	Carsten	DENMARK	DEN	68	09:59:17	100,000	10,01 km/h
103	↘	-15	88	185		STEENE	Johan	SWEDEN	SWE	68	09:59:34	100,000	10,01 km/h
104	↘	-5	99	114		MULLINS	Padraig	IRELAND	IRL	67	09:51:52	98,509	9,99 km/h
105	↘	-2	103	174		MIKLIC	Mirko Bogomir	SLOVENIA	SLO	67	09:52:26	98,509	9,98 km/h
106	↗	+3	109	190		LI	Wang-Chang	CHINESE TAIPEI	TPE	67	09:52:44	98,509	9,97 km/h
107	↗	+1	108	43		MASTERS	Daniel	CANADA	CAN	67	09:54:53	98,509	9,94 km/h
108	↘	-4	104	55		KOPEČNÝ	Dušan	CZECH REPUBLIC	CZE	67	09:56:04	98,509	9,92 km/h
109	↘	-3	106	179		GAČIK	Saša	SERBIA	SRB	67	09:57:04	98,509	9,90 km/h
110	↗	+12	122	192		CHANG	Chung-Yi		TPE	67	09:58:42	98,509	9,87 km/h
111	↗	+6	117	25		PAVIC	Branislav	BOSNIA-HERZEGOVINA	BIH	67	09:59:00	98,509	9,87 km/h
112	↗	+2	114	21		GLASER	Dominik	AUSTRIA	AUT	67	09:59:26	98,509	9,86 km/h
113	↘	-1	112	37		ALMEIDA SANTOS	Gustavo Medeiros de	BRAZIL	BRA	66	09:49:07	97,018	9,88 km/h
114	↘	-4	110	191		HSUEH	Ping-Cheng	CHINESE TAIPEI	TPE	66	09:52:12	97,018	9,83 km/h
115	↘	-2	113	108		MOHANTY	Pranaya Pratap	INDIA	IND	66	09:55:07	97,018	9,78 km/h
116	↗	+5	121	111		KEITH	Eoin	IRELAND	IRL	66	09:55:30	97,018	9,78 km/h
117	↗	+3	120	99		MARIFOGLOU	Dimosthenis	GREECE	GRE	66	09:56:26	97,018	9,76 km/h
118	↗	+9	127	171		FARKAS	Răzvan	ROMANIA	ROU	66	09:56:54	97,018	9,75 km/h
119	↗	+16	135	7		BERTON	Pablo	ARGENTINA	ARG	66	09:59:05	97,018	9,72 km/h
120	↗	+3	123	5		MONTES DE OCA	Cristian	ARGENTINA	ARG	66	09:59:09	97,018	9,72 km/h
121	↗	+5	126	15		SYMONDS	Dan		AUS	65	09:51:39	95,527	9,69 km/h
122	↘	-7	115	161		BRACZYK	Krzysztof	POLAND	POL	65	09:53:28	95,527	9,66 km/h
123	↗	+24	147	134		VIETNIEKS	Mikelis	LATVIA	LAT	65	09:53:55	95,527	9,65 km/h
124	↗	+7	131	187		KANG	Ting-Jui	CHINESE TAIPEI	TPE	65	09:54:37	95,527	9,64 km/h
125	↘	-9	116	202		FERNÁNDEZ	Luis	URUGUAY	URU	65	09:55:37	95,527	9,62 km/h
126	↘	-7	119	175		KREJAC	Damjan	SLOVENIA	SLO	65	09:55:48	95,527	9,62 km/h
127	↗	+2	129	18		MICHALITZ	Andreas	AUSTRIA	AUT	65	09:56:33	95,527	9,61 km/h
128	↗	+7	135	113		GALLEN	Eddie	IRELAND	IRL	65	09:56:38	95,527	9,61 km/h
129	↘	-11	118	48		CABRAL	José Daniel	CAPE VERDE ISLANDS	CPV	65	09:56:57	95,527	9,60 km/h
130	↗	+8	138	122		VERDUCCI	Luca	ITALY	ITA	65	09:58:15	95,527	9,58 km/h
131	↗	+13	144	53		KRAJČA	Rudolf	CZECH REPUBLIC	CZE	65	09:59:31	95,527	9,56 km/h
132			132	137		LITVINAVIČIUS	Saulius	LITHUANIA	LTU	65	09:59:36	95,527	9,56 km/h
133	↘	-8	125	172		ANTONARU	Daniel	ROMANIA	ROU	65	09:59:53	95,527	9,55 km/h
134	↘	-10	124	61		JØRGENSEN	Klaus Pirker	DENMARK	DEN	64	09:45:39	94,036	9,63 km/h
135	↘	-24	111	180		ŠULJA	Mihail	SERBIA	SRB	64	09:48:51	94,036	9,58 km/h
136	↗	+1	137	198		KRASNOV	Dmytro	UKRAINE	UKR	64	09:50:54	94,036	9,55 km/h
137	↗	+2	139	154		BOTHA	Wayne	NEW ZEALAND	NZL	64	09:51:53	94,036	9,53 km/h
138	↘	-4	134	106		SAH	Binay Kumar	INDIA	IND	64	09:52:36	94,036	9,52 km/h
139	↘	-9	130	16		YOON	John	AUSTRALIA	AUS	64	09:52:50	94,036	9,52 km/h
140	↗	+1	141	77		LÄGLAND	Jan	FINLAND	FIN	64	09:53:15	94,036	9,51 km/h
141	↘	-13	128	186		KAO	Chih-Ming	CHINESE TAIPEI	TPE	64	09:53:31	94,036	9,51 km/h
142	↗	+8	150	22		HARTL	Herbert	AUSTRIA	AUT	64	09:55:09	94,036	9,48 km/h
143	↗	+2	145	3		KIERDELEWICZ	Nicolas	ARGENTINA	ARG	64	09:55:37	94,036	9,47 km/h
144	↗	+7	151	19		MAYER	Georg	AUSTRIA	AUT	64	09:58:29	94,036	9,43 km/h
145	↗	+1	146	188		WANG	Tao-Yuan	CHINESE TAIPEI	TPE	64	09:58:55	94,036	9,42 km/h
146	↘	-13	133	68		SEEPÖLD	Rain	ESTONIA	EST	63	09:30:21	92,545	9,74 km/h
147	↘	-5	142	32		CHARNASHEI	Yury	BELARUS	BLR	63	09:51:36	92,545	9,39 km/h
148	↘	-5	143	60		STEENBERG	Thomas	DENMARK	DEN	63	09:53:45	92,545	9,35 km/h

Pos.	Evol.	Increase	Prev. Pos.	Bib	Name	Surname	Team	Country	Laps	Last lap time	Total distance	Avg speed km/h
149			149	24	 JUNUZOVIC	Rasim	BOSNIA-HERZEGOVINA	BIH	63	09:54:31	<b>92,545</b>	9,34 km/h
150	↘	-2	148	109	 JAIN	Kanan	INDIA	IND	63	09:57:10	<b>92,545</b>	9,30 km/h
151	↗	+1	152	167	 CARDOSO DIAS	Daniel	PORTUGAL	POR	63	09:59:54	<b>92,545</b>	9,26 km/h
152	↗	+5	157	204	 CAMEJO	Jonathan	URUGUAY	URU	62	09:52:04	<b>91,054</b>	9,23 km/h
153			153	17	 KLAMMER	Günter	AUSTRIA	AUT	62	09:56:01	<b>91,054</b>	9,17 km/h
154			154	30	 LAPUTS	Andrei	BELARUS	BLR	62	09:56:11	<b>91,054</b>	9,16 km/h
155	↗	+1	156	150	 ZUIDEMA	Nitish (Peter)	NETHERLANDS	NED	62	09:57:53	<b>91,054</b>	9,14 km/h
156	↘	-1	155	149	 BINSBERGEN, VAN	Arjan	NETHERLANDS	NED	61	09:44:48	<b>89,563</b>	9,19 km/h
157			157	20	 DIEPLINGER	Günter	AUSTRIA	AUT	61	09:54:52	<b>89,563</b>	9,03 km/h
158	↗	+1	159	141	 GOMEZ	Rodrigo	MEXICO	MEX	61	09:56:18	<b>89,563</b>	9,01 km/h
159	↗	+4	163	27	 RAHOISHA	Piotr	BELARUS	BLR	61	09:56:28	<b>89,563</b>	9,01 km/h
160			160	131	 PORMEISTERS	Uldis	LATVIA	LAT	61	09:57:43	<b>89,563</b>	8,99 km/h
161	↗	+1	162	155	 McDOWALL	Andrew	NEW ZEALAND	NZL	61	09:57:46	<b>89,563</b>	8,99 km/h
162	↘	-1	161	177	 MARKO	Femc	SLOVENIA	SLO	60	09:49:45	<b>88,072</b>	8,96 km/h
163	↗	+1	164	70	 RÜÜTELMAA	Andrus	ESTONIA	EST	60	09:55:29	<b>88,072</b>	8,87 km/h
164	↗	+2	166	196	 HOTSULIAK	Serhii		UKR	60	09:59:07	<b>88,072</b>	8,82 km/h
165	↗	+3	168	127	 LUCĀNS	Nikolajs		LAT	59	09:57:28	<b>86,581</b>	8,69 km/h
166	↗	+6	172	157	 PELOZO	Alejandro	PARAGUAY	PAR	59	09:59:15	<b>86,581</b>	8,67 km/h
167	↘	-27	140	58	 HANSEN	Kim	DENMARK	DEN	58	08:36:58	<b>85,090</b>	9,88 km/h
168	↘	-3	165	34	 VIEIRA	Flavio Fernandes	BRAZIL	BRA	58	09:43:17	<b>85,090</b>	8,75 km/h
169	↗	+2	171	130	 BRAUNS	Didzis	LATVIA	LAT	58	09:48:36	<b>85,090</b>	8,67 km/h
170			170	47	 SILVA TAVARES	Orlando	CAPE VERDE ISLANDS	CPV	58	09:51:51	<b>85,090</b>	8,63 km/h
171	↗	+7	178	45	 SEMEDO MOREIRA	Nataniel de Jesus	CAPE VERDE ISLANDS	CPV	58	09:51:52	<b>85,090</b>	8,63 km/h
172	↗	+4	176	195	 BIALOBRZYESKYI	Andrii	UKRAINE	UKR	58	09:51:56	<b>85,090</b>	8,62 km/h
173	↗	+2	175	197	 KHRYSTENOK	Valerii	UKRAINE	UKR	58	09:54:24	<b>85,090</b>	8,59 km/h
174	↘	-7	167	23	 ABDAKOVIC	Mirsad	BOSNIA-HERZEGOVINA	BIH	58	09:56:01	<b>85,090</b>	8,57 km/h
175	↘	-1	174	194	 LIN	Kun-Hsien		TPE	58	09:56:15	<b>85,090</b>	8,56 km/h
176	↘	-3	173	200	 SHYUNOV	Valerii	UKRAINE	UKR	58	09:58:13	<b>85,090</b>	8,53 km/h
177	↗	+2	179	100	 MICHPOULOS	Marios	GREECE	GRE	58	09:59:14	<b>85,090</b>	8,52 km/h
178	↗	+2	180	147	 MIHOV	Trajche	NORTH MACEDONIA	MKD	57	09:48:22	<b>83,599</b>	8,53 km/h
179	↗	+2	181	205	 GUERRA	Ricardo	URUGUAY	URU	57	09:54:00	<b>83,599</b>	8,44 km/h
180	↘	-11	169	139	 VAZQUEZ	Eduardo	MEXICO	MEX	56	09:29:57	<b>82,108</b>	8,64 km/h
181	↗	+2	183	189	 CHOU	Chun-Hung	CHINESE TAIPEI	TPE	56	09:56:15	<b>82,108</b>	8,26 km/h
182			182	145	 MACDONELL	Brawny	MEXICO	MEX	55	09:46:42	<b>80,617</b>	8,24 km/h
183	↘	-6	177	203	 RIVERO	Hector	URUGUAY	URU	55	09:51:09	<b>80,617</b>	8,18 km/h
184	↗	+1	185	193	 LAI	Kao-Ynag		TPE	55	09:52:58	<b>80,617</b>	8,16 km/h
185	↗	+1	186	69	 VIRMA	Ragnar	ESTONIA	EST	55	09:55:00	<b>80,617</b>	8,13 km/h
186	↗	+2	188	28	 ANATSKA	Leanid	BELARUS	BLR	55	09:59:26	<b>80,617</b>	8,07 km/h
187	↘	-3	184	129	 CĀBULIS	Pēteris	LATVIA	LAT	54	09:59:38	<b>79,126</b>	7,92 km/h
188	↗	+1	189	26	 BARIC	Zdravko	BOSNIA-HERZEGOVINA	BIH	53	09:48:04	<b>77,635</b>	7,92 km/h
189	↗	+3	192	140	 ROBLES	Octaviano		MEX	53	09:56:29	<b>77,635</b>	7,81 km/h
190	↘	-3	187	29	 LAPUTS	Anatoli	BELARUS	BLR	52	09:56:11	<b>76,144</b>	7,66 km/h
191	↗	+2	193	31	 DRAHUN	Barys	BELARUS	BLR	52	09:59:01	<b>76,144</b>	7,63 km/h
192	↗	+2	194	153	 HARRE	Graeme	NEW ZEALAND	NZL	52	09:59:53	<b>76,144</b>	7,62 km/h
193	↗	+2	195	2	BERENQUER GRAE	Joan Antoni	ANDORRA	AND	51	09:48:32	<b>74,653</b>	7,61 km/h
194	↘	-4	190	51	MAREK	Pavel	CZECH REPUBLIC	CZE	48	08:29:27	<b>70,180</b>	8,27 km/h
195	↘	-4	191	71	VENNIKAS	Peeter	ESTONIA	EST	48	08:35:12	<b>70,180</b>	8,17 km/h
196			196	148	DIMOV	Zoran	NORTH MACEDONIA	MKD	48	09:58:53	<b>70,180</b>	7,03 km/h
197			197	143	MENESES	Mario	MEXICO	MEX	45	09:18:06	<b>65,707</b>	7,06 km/h
198			198	104	BÜKI	Tivadar	HUNGARY	HUN	41	05:39:34	<b>59,743</b>	10,56 km/h
199			199	144	INOGALES	Edyy		MEX	37	09:50:44	<b>53,779</b>	5,46 km/h
200	↗	+2	202	40	GAUDET	Wayne	CANADA	CAN	33	09:59:57	<b>47,815</b>	4,78 km/h
201	↘	-1	200	76	FORSELL	Marko	FINLAND	FIN	30	05:04:36	<b>43,342</b>	8,54 km/h
202	↘	-1	201	1	NEKMOUCHE	Mohamed	ALGERIA	ALG	30	05:38:26	<b>43,342</b>	7,68 km/h
203			203	44	TOMAJKO	Stephen	CANADA	CAN	27	04:06:02	<b>38,869</b>	9,48 km/h
204			204	36	VILARES	Cleber Castilhana	BRAZIL	BRA	18	02:33:35	<b>25,450</b>	9,94 km/h
205			205	169	IONIȚĂ	Florin Sebastian	ROMANIA	ROU	16	01:59:13	<b>22,468</b>	11,31 km/h