





































































Pos.	Evol.	Increase	Prev. Pos.	Bib	Name	Surname	Team	Country	Laps	Last lap time	Total distance	Avg speed km/h
1			1	368	 HERRON	Camille	UNITED STATES OF AMERICA	USA	43	04:54:49	<b>62,725</b>	12,77 km/h
2			2	259	 CHURÁNOVÁ	Radka	CZECH REPUBLIC	CZE	40	04:55:35	<b>58,252</b>	11,82 km/h
3			3	352	 CHOU	Ling-Chun	CHINESE TAIPEI	TPE	39	04:52:49	<b>56,761</b>	11,63 km/h
4	↗	+1	5	320	 KUSUNOSE	Yuko	JAPAN	JPN	39	04:58:30	<b>56,761</b>	11,41 km/h
5	↘	-1	4	270	 HONKALA	Noora	FINLAND	FIN	39	04:58:56	<b>56,761</b>	11,39 km/h
6			6	290	 ALDER-BAERENS	Nele	GERMANY	GER	38	04:52:29	<b>55,270</b>	11,34 km/h
7			7	321	 KANEMATSU	Aiko	JAPAN	JPN	38	04:53:26	<b>55,270</b>	11,30 km/h
8	↗	+1	9	245	 SHANAHAN	Nathalie	CANADA	CAN	38	04:55:08	<b>55,270</b>	11,24 km/h
9	↗	+1	10	312	 CORRADINI	Eleonora Rachele	ITALY	ITA	38	04:57:37	<b>55,270</b>	11,14 km/h
10	↗	+5	15	280	 GRUFFAZ	Corinne	FRANCE	FRA	38	04:57:56	<b>55,270</b>	11,13 km/h
11	↘	-3	8	360	 SHEVCHENKO	Olena	UKRAINE	UKR	38	04:58:12	<b>55,270</b>	11,12 km/h
12	↗	+1	13	369	 DAUWALTER	Courtney	UNITED STATES OF AMERICA	USA	38	04:59:35	<b>55,270</b>	11,07 km/h
13	↘	-2	11	249	 LOO	Rhonda	CANADA	CAN	37	04:51:57	<b>53,779</b>	11,05 km/h
14	↗	+3	17	264	 REX	Stine	DENMARK	DEN	37	04:54:06	<b>53,779</b>	10,97 km/h
15	↘	-1	14	315	 BRUSAMENTO	Lorena	ITALY	ITA	37	04:55:06	<b>53,779</b>	10,93 km/h
16			16	345	 CIONCA	Mara Guler	ROMANIA	ROU	37	04:55:11	<b>53,779</b>	10,93 km/h
17	↗	+1	18	371	 SMITH	Pam	UNITED STATES OF AMERICA	USA	37	04:55:16	<b>53,779</b>	10,93 km/h
18			18	373	 MORGAN	Micah		USA	37	04:56:03	<b>53,779</b>	10,90 km/h
19	↘	-1	18	370	 SLABY	Gina	UNITED STATES OF AMERICA	USA	37	04:56:37	<b>53,779</b>	10,88 km/h
20	↗	+10	30	340	 PAZDA-POZORSKA	Malgorzata	POLAND	POL	37	04:56:53	<b>53,779</b>	10,87 km/h
21	↘	-9	12	250	 SIMPSON	Stephanie		CAN	37	04:57:31	<b>53,779</b>	10,85 km/h
22	↗	+1	23	317	 TREVISAN	Sarah	ITALY	ITA	37	04:57:37	<b>53,779</b>	10,84 km/h
23	↘	-2	21	314	 NATOLINI	Serena	ITALY	ITA	37	04:57:47	<b>53,779</b>	10,84 km/h
24			24	335	 HAYVICE	Fiona	NEW ZEALAND	NZL	36	04:51:32	<b>52,288</b>	10,76 km/h
25	↗	+7	32	262	 KAŠPAROVÁ	Kateřina	CZECH REPUBLIC	CZE	36	04:52:07	<b>52,288</b>	10,74 km/h
26	↘	-1	25	301	 BOGÁRDI	Szilvia	HUNGARY	HUN	36	04:52:32	<b>52,288</b>	10,72 km/h
27	↘	-5	22	248	 DELZOPPO	Alexandra	CANADA	CAN	36	04:52:52	<b>52,288</b>	10,71 km/h
28			28	272	 MÄKINEN	Marianne	FINLAND	FIN	36	04:53:28	<b>52,288</b>	10,69 km/h
29	↗	+2	31	254	 VRAJIC	Marija	CROATIA	CRO	36	04:53:47	<b>52,288</b>	10,68 km/h
30	↗	+6	36	279	 GICQUEL	Stéphanie	FRANCE	FRA	36	04:54:03	<b>52,288</b>	10,67 km/h
31	↗	+10	41	339	 BEREZNOWSKA	Patrycja	POLAND	POL	36	04:54:06	<b>52,288</b>	10,67 km/h
32	↘	-6	26	325	 TOMAŠEVIČIENĖ	Viktorija	LITHUANIA	LTU	36	04:54:30	<b>52,288</b>	10,65 km/h
33			33	341	 BIEGASIEWICZ	Monika	POLAND	POL	36	04:54:54	<b>52,288</b>	10,64 km/h
34	↗	+10	44	367	 INAGY	Katalin	UNITED STATES OF AMERICA	USA	36	04:55:24	<b>52,288</b>	10,62 km/h
35	↘	-6	29	349	 BURJA	Brigita	SLOVENIA	SLO	36	04:56:04	<b>52,288</b>	10,60 km/h
36	↘	-1	35	342	 RAJDA	Aneta	POLAND	POL	36	04:57:28	<b>52,288</b>	10,55 km/h
37	↗	+5	42	294	 KRAUSE	Antje	GERMANY	GER	36	04:58:27	<b>52,288</b>	10,51 km/h
38	↗	+1	39	353	 HUANG	Hsiao-Chun	CHINESE TAIPEI	TPE	36	04:59:09	<b>52,288</b>	10,49 km/h
39	↘	-12	27	242	 AQUINO	Maria José Tomaz D	BRAZIL	BRA	35	04:47:48	<b>50,797</b>	10,59 km/h
40	↘	-6	34	260	 GECOVÁ	Tereza	CZECH REPUBLIC	CZE	35	04:51:22	<b>50,797</b>	10,46 km/h
41	↗	+9	50	332	 FALK	Therese	NORWAY	NOR	35	04:51:28	<b>50,797</b>	10,46 km/h
42	↗	+10	52	344	 NIWINSKA	Aleksandra	POLAND	POL	35	04:51:38	<b>50,797</b>	10,45 km/h
43	↘	-6	37	328	 RODRIGUEZ	Carla	MEXICO	MEX	35	04:51:43	<b>50,797</b>	10,45 km/h
44	↗	+14	58	253	 JURISČIĆ	Veronika	CROATIA	CRO	35	04:52:03	<b>50,797</b>	10,44 km/h
45	↘	-7	38	277	 BOURREAU	Christelle	FRANCE	FRA	35	04:52:24	<b>50,797</b>	10,42 km/h
46	↗	+8	54	326	 CRUZ	Brenda	MEXICO	MEX	35	04:52:40	<b>50,797</b>	10,41 km/h
47	↘	-4	43	225	 JONES	Tia	AUSTRALIA	AUS	35	04:52:56	<b>50,797</b>	10,40 km/h
48	↗	+8	56	287	 SIMPSON	Catherine	GREAT BRITAIN AND NORTHERN IRELAND	GBR	35	04:53:09	<b>50,797</b>	10,40 km/h
49	↘	-9	40	324	 DEVATNIKOVA	Vita	LATVIA	LAT	35	04:53:14	<b>50,797</b>	10,39 km/h
49	↘	-1	48	303	 ZÉTÉNYI	Szvetlana	HUNGARY	HUN	35	04:53:14	<b>50,797</b>	10,39 km/h
51	↗	+2	53	221	 ALLENDE	Mariana	ARGENTINA	ARG	35	04:55:08	<b>50,797</b>	10,33 km/h
52	↘	-6	46	252	 ORLIĆ	Antonija	CROATIA	CRO	35	04:55:51	<b>50,797</b>	10,30 km/h
53	↗	+7	60	282	 IVERNET	Anne-Marie	FRANCE	FRA	35	04:55:55	<b>50,797</b>	10,30 km/h
54	↗	+10	64	256	 BONAČIĆ	Maja	CROATIA	CRO	35	04:56:55	<b>50,797</b>	10,26 km/h
55	↗	+8	63	323	 DŽAVIZA	Diāna	LATVIA	LAT	35	04:57:00	<b>50,797</b>	10,26 km/h
56	↘	-5	51	346	 NENU	Mariana	ROMANIA	ROU	35	04:57:11	<b>50,797</b>	10,26 km/h
57	↗	+5	62	285	 BAKER	Jessica	GREAT BRITAIN AND NORTHERN IRELAND	GBR	35	04:57:40	<b>50,797</b>	10,24 km/h
58	↗	+9	67	232	 STRIEDNIG	Ulrike	AUSTRIA	AUT	35	04:57:52	<b>50,797</b>	10,23 km/h
59	↗	+6	65	308	 MASNER	Amy	IRELAND	IRL	35	04:58:15	<b>50,797</b>	10,22 km/h
60	↘	-5	55	297	 MANTA	Georgia	GREECE	GRE	35	04:58:35	<b>50,797</b>	10,21 km/h
61	↗	+5	66	350	 NEJKOVIĆ	Valentina	SERBIA	SRB	34	04:51:26	<b>49,306</b>	10,15 km/h
62	↗	+16	78	316	 INNOCENTI	Francesca	ITALY	ITA	34	04:51:37	<b>49,306</b>	10,14 km/h
63	↘	-2	61	351	 JANSSON	Maria	SWEDEN	SWE	34	04:51:57	<b>49,306</b>	10,13 km/h
64	↘	-15	49	322	 AOTANI	Mizuki	JAPAN	JPN	34	04:52:14	<b>49,306</b>	10,12 km/h
65	↗	+12	77	281	 NOEL	Laurence	FRANCE	FRA	34	04:52:51	<b>49,306</b>	10,10 km/h
66	↗	+15	81	292	 FATTON	Julia	GERMANY	GER	34	04:54:03	<b>49,306</b>	10,06 km/h
66	↗	+1	67	266	 KESAMAA	Liina	ESTONIA	EST	34	04:54:03	<b>49,306</b>	10,06 km/h
68	↗	+6	74	354	 LIU	Chien-Yu	CHINESE TAIPEI	TPE	34	04:54:12	<b>49,306</b>	10,06 km/h
69	↗	+6	75	289	YOUNG	Alison	GREAT BRITAIN AND NORTHERN IRELAND	GBR	34	04:54:52	<b>49,306</b>	10,03 km/h
70	↘	-11	59	235	GOLUBEWA	Lena	BELARUS	BLR	34	04:54:58	<b>49,306</b>	10,03 km/h
71	↘	-14	57	372	ALVARADO	Meghan	UNITED STATES OF AMERICA	USA	34	04:55:52	<b>49,306</b>	10,00 km/h
72	↘	-27	45	240	BELLON	Diana	BRAZIL	BRA	34	04:55:55	<b>49,306</b>	10,00 km/h
73	↗	+7	80	313	IEMPOLI	Valeria		ITA	34	04:56:01	<b>49,306</b>	9,99 km/h
74	↘	-5	69	247	CASKIE	Carolyn	CANADA	CAN	34	04:56:17	<b>49,306</b>	9,98 km/h

Pos.	Evol.	Increase	Prev. Pos.	Bib	Name	Surname	Team	Country	Laps	Last lap time	Total distance	Avg speed km/h
75	↗	+7	82	343	GRABSKA-GRZEGO	Milena	POLAND	POL	34	04:56:29	<b>49,306</b>	9,98 km/h
76	↗	+9	85	223	BARKER	Nicole	AUSTRALIA	AUS	34	04:56:33	<b>49,306</b>	9,98 km/h
77	↗	+6	83	291	DURRY	Simone	GERMANY	GER	34	04:56:36	<b>49,306</b>	9,97 km/h
78	↗	+1	79	227	WYND	Nikki	AUSTRALIA	AUS	34	04:56:50	<b>49,306</b>	9,97 km/h
79	↗	+8	87	226	URQUHART	Donna	AUSTRALIA	AUS	34	04:57:14	<b>49,306</b>	9,95 km/h
80	↘	-7	73	318	ZECCHINO	Luisa	ITALY	ITA	34	04:57:37	<b>49,306</b>	9,94 km/h
81	↘	-5	76	257	BEZEK	Martina	CROATIA	CRO	34	04:58:02	<b>49,306</b>	9,93 km/h
82	↘	-11	71	347	NEACȘU	Florica	ROMANIA	ROU	34	04:58:26	<b>49,306</b>	9,91 km/h
83	↗	+3	86	271	WRIGHT	Paula	FINLAND	FIN	34	04:58:54	<b>49,306</b>	9,90 km/h
84	↘	-14	70	288	WHEARITY	Wendy	GREAT BRITAIN AND NOR	GBR	33	04:48:46	<b>47,815</b>	9,94 km/h
85	↘	-38	47	265	CAMPOS VIZIOSO	Barbara	SPAIN	ESP	33	04:50:06	<b>47,815</b>	9,89 km/h
86	↘	-14	72	355	TSAI	Wen-Ya	CHINESE TAIPEI	TPE	33	04:50:33	<b>47,815</b>	9,87 km/h
87	↘	-3	84	267	RÜÜTEL	Raili	ESTONIA	EST	33	04:52:21	<b>47,815</b>	9,81 km/h
88	↗	+3	91	298	TERZI	Angela Beth	GREECE	GRE	33	04:53:15	<b>47,815</b>	9,78 km/h
89	↗	+4	93	278	COENYE	Chloe	FRANCE	FRA	33	04:53:53	<b>47,815</b>	9,76 km/h
90	↗	+8	98	319	MATSUMOTO	Yuri	JAPAN	JPN	33	04:54:08	<b>47,815</b>	9,75 km/h
91	↗	+14	105	243	SOUZA	Neide Rosa	BRAZIL	BRA	33	04:55:56	<b>47,815</b>	9,69 km/h
92	↗	+3	95	336	TUFFERY	Dawn	NEW ZEALAND	NZL	33	04:56:23	<b>47,815</b>	9,68 km/h
93	↗	+1	94	224	HAYES	Simone	AUSTRALIA	AUS	33	04:56:34	<b>47,815</b>	9,67 km/h
94	↘	-5	89	244	VAN WOLDE	Lisa	CANADA	CAN	33	04:56:51	<b>47,815</b>	9,66 km/h
95	↘	-6	89	246	VASARHELYI	Charlotte	CANADA	CAN	33	04:56:52	<b>47,815</b>	9,66 km/h
96	↗	+5	101	295	SONS	Sandra	GERMANY	GER	33	04:57:09	<b>47,815</b>	9,65 km/h
97	↘	-1	96	329	LOPEZ	Sandra	MEXICO	MEX	33	04:58:27	<b>47,815</b>	9,61 km/h
98	↗	+6	104	261	MOCKO	Veronika	CZECH REPUBLIC	CZE	33	04:58:49	<b>47,815</b>	9,60 km/h
99	↗	+1	100	364	DADOMO	Carla	URUGUAY	URU	33	04:58:52	<b>47,815</b>	9,60 km/h
100	↗	+7	107	220	SINEAD	Kane	IRELAND	IRL	33	04:59:20	<b>47,815</b>	9,58 km/h
101	↘	-13	88	357	KOVALSKA	Valentyna	UKRAINE	UKR	32	04:50:04	<b>46,324</b>	9,58 km/h
102	↘	-3	99	327	ISLAS	MariaGuadalupe	MEXICO	MEX	32	04:50:11	<b>46,324</b>	9,58 km/h
103			103	293	HOFFMANN	Sigrid	GERMANY	GER	32	04:50:39	<b>46,324</b>	9,56 km/h
104	↘	-7	97	302	MÁTÉNÉ VARJU	Edit	HUNGARY	HUN	32	04:52:36	<b>46,324</b>	9,50 km/h
105	↗	+7	112	310	LORRAINE	Mahon	IRELAND	IRL	32	04:54:23	<b>46,324</b>	9,44 km/h
106	↗	+3	109	309	SMART	Louise	IRELAND	IRL	32	04:55:36	<b>46,324</b>	9,40 km/h
107	↘	-15	92	365	COLLAZO	Alejandra	URUGUAY	URU	32	04:58:28	<b>46,324</b>	9,31 km/h
108	↗	+8	116	228	LEDERLE	Sabrina	AUSTRIA	AUT	32	04:58:56	<b>46,324</b>	9,30 km/h
109	↗	+2	111	363	SANCHEZ	Claudia	URUGUAY	URU	32	04:59:28	<b>46,324</b>	9,28 km/h
110			110	299	STAMOULI	Maria	GREECE	GRE	31	04:49:24	<b>44,833</b>	9,30 km/h
111	↘	-9	102	241	SILVA	Valderez Pereira Da	BRAZIL	BRA	31	04:50:18	<b>44,833</b>	9,27 km/h
112	↘	-4	108	348	PREDA	Alina	ROMANIA	ROU	31	04:50:25	<b>44,833</b>	9,26 km/h
113	↗	+7	120	229	HUEMER-TOFF	Angelika	AUSTRIA	AUT	31	04:51:11	<b>44,833</b>	9,24 km/h
114	↗	+3	117	274	LEHTINEN	Heli	FINLAND	FIN	31	04:51:13	<b>44,833</b>	9,24 km/h
115	↘	-9	106	222	MARCANTONI	Sandra	ARGENTINA	ARG	31	04:52:03	<b>44,833</b>	9,21 km/h
116	↗	+5	121	311	NAUGHTON	Yvonne	IRELAND	IRL	31	04:52:36	<b>44,833</b>	9,19 km/h
117	↘	-2	115	286	MORWOOD	Sarah	GREAT BRITAIN AND NOR	GBR	31	04:53:30	<b>44,833</b>	9,17 km/h
118	↘	-5	113	306	BHATT	Priyanka	INDIA	IND	31	04:54:03	<b>44,833</b>	9,15 km/h
119	↗	+5	124	304	CHAUDHARY	Appoorva	INDIA	IND	31	04:54:35	<b>44,833</b>	9,13 km/h
119	↘	-1	118	231	KADI	Regina	AUSTRIA	AUT	31	04:54:35	<b>44,833</b>	9,13 km/h
121	↗	+2	123	255	ŠIMIĆ	Adrijana	CROATIA	CRO	31	04:56:07	<b>44,833</b>	9,08 km/h
122	↘	-3	119	237	ZHYLA	Anastasiya	BELARUS	BLR	31	04:58:32	<b>44,833</b>	9,01 km/h
123	↘	-9	114	273	KUUSIO	Annukka	FINLAND	FIN	31	04:59:04	<b>44,833</b>	8,99 km/h
124	↗	+4	128	230	TRAUNWIESER	Mary	AUSTRIA	AUT	30	04:50:17	<b>43,342</b>	8,96 km/h
125	↗	+2	127	338	AGUIRRE	Rossana	PARAGUAY	PAR	30	04:56:18	<b>43,342</b>	8,78 km/h
126	↗	+8	134	263	ŠINDLEROVÁ	Jana	CZECH REPUBLIC	CZE	30	04:56:49	<b>43,342</b>	8,76 km/h
127	↗	+6	133	361	STAROSELSKA	Yuliia	UKRAINE	UKR	30	04:59:08	<b>43,342</b>	8,69 km/h
128	↗	+2	130	305	HEMLATA		INDIA	IND	30	04:59:29	<b>43,342</b>	8,68 km/h
129	↘	-4	125	362	SYCH	Liubov	UKRAINE	UKR	29	04:43:17	<b>41,851</b>	8,86 km/h
130	↘	-8	122	234	TERZIC	Hanifa	BOSNIA-HERZEGOVINA	BIH	29	04:50:34	<b>41,851</b>	8,64 km/h
131	↘	-2	129	239	YARATS	Svyatlana	BELARUS	BLR	29	04:50:59	<b>41,851</b>	8,63 km/h
132			132	359	PETRENKO	Iryna	UKRAINE	UKR	29	04:51:41	<b>41,851</b>	8,61 km/h
133	↗	+4	137	275	MARJOKORPI	Annakaisa	FINLAND	FIN	29	04:51:46	<b>41,851</b>	8,61 km/h
134	↗	+2	136	296	ELEFTHERIADOU	Maria	GREECE	GRE	29	04:54:04	<b>41,851</b>	8,54 km/h
135	↘	-4	131	334	ALLAN	Kim	NEW ZEALAND	NZL	29	04:56:48	<b>41,851</b>	8,46 km/h
136	↘	-10	126	238	BUTRYMAVA	Volha	BELARUS	BLR	29	04:59:16	<b>41,851</b>	8,39 km/h
137	↘	-2	135	251	LUCAS	Sue		CAN	28	04:49:41	<b>40,360</b>	8,36 km/h
138	↗	+2	140	233	DEKOVSKA	Magdalena	AUSTRIA	AUT	28	04:51:11	<b>40,360</b>	8,32 km/h
139			139	307	SATHYANARAYANA	Shyamala	INDIA	IND	28	04:59:28	<b>40,360</b>	8,09 km/h
140	↘	-2	138	333	JOHNS	Emma	NEW ZEALAND	NZL	27	04:59:37	<b>38,869</b>	7,78 km/h
141			141	376	KALNIŅA	Liene	LATVIA	LAT	27	05:00:00	<b>38,869</b>	7,77 km/h
142	↗	+1	143	236	TRAFIMCHYK	Anastasiya	BELARUS	BLR	25	04:59:12	<b>35,887</b>	7,20 km/h
143	↘	-1	142	330	AZNAR LÓPEZ	María del Carmen	MEXICO	MEX	24	04:54:31	<b>34,396</b>	7,01 km/h
144			144	269	VENNIKAS	Pille	ESTONIA	EST	23	04:56:55	<b>32,905</b>	6,65 km/h
145			145	358	LABARTKAVA	Larysa	UKRAINE	UKR	20	04:56:19	<b>28,432</b>	5,76 km/h
146			146	268	SAAR	Anu Marie	ESTONIA	EST	19	04:57:46	<b>26,941</b>	5,43 km/h
147			147	366	DA CUNHA	Cristina	URUGUAY	URU	11	02:23:56	<b>15,013</b>	6,26 km/h