













































Pos.	Evol.	Increase	Prev. Pos.	Bib	Name	Surname	Team	Country	Laps	Last lap time	Total distance	Avg speed km/h
1			1	368	HERRON	Camille	UNITED STATES OF AMERICA	USA	35	03:58:59	<b>50,797</b>	12,75 km/h
2	↗	+1	3	259	CHURÁNOVÁ	Radka	CZECH REPUBLIC	CZE	32	03:52:15	<b>46,324</b>	11,97 km/h
3	↘	-1	2	352	CHOU	Ling-Chun	CHINESE TAIPEI	TPE	32	03:52:45	<b>46,324</b>	11,94 km/h
4	↗	+1	5	270	HONKALA	Noora	FINLAND	FIN	31	03:52:19	<b>44,833</b>	11,58 km/h
5	↘	-1	4	320	KUSUNOSE	Yuko	JAPAN	JPN	31	03:52:55	<b>44,833</b>	11,55 km/h
6	↗	+3	9	290	ALDER-BAERENS	Nele	GERMANY	GER	31	03:56:28	<b>44,833</b>	11,38 km/h
7	↗	+6	13	321	KANEMATSU	Aiko	JAPAN	JPN	31	03:58:02	<b>44,833</b>	11,30 km/h
8	↘	-2	6	360	SHEVCHENKO	Olena	UKRAINE	UKR	31	03:58:07	<b>44,833</b>	11,30 km/h
9	↗	+5	14	245	SHANAHAN	Nathalie	CANADA	CAN	31	03:58:25	<b>44,833</b>	11,28 km/h
10			10	312	CORRADINI	Eleonora Rachelle	ITALY	ITA	31	03:58:45	<b>44,833</b>	11,27 km/h
11	↘	-3	8	249	LOO	Rhonda	CANADA	CAN	31	03:59:42	<b>44,833</b>	11,22 km/h
12			12	250	SIMPSON	Stephanie		CAN	30	03:53:20	<b>43,342</b>	11,15 km/h
13	↗	+3	16	369	DAUWALTER	Courtney	UNITED STATES OF AMERICA	USA	30	03:53:22	<b>43,342</b>	11,14 km/h
14	↘	-3	11	315	BRUSAMENTO	Lorena	ITALY	ITA	30	03:53:41	<b>43,342</b>	11,13 km/h
15	↗	+2	17	280	GRUFFAZ	Corinne	FRANCE	FRA	30	03:53:52	<b>43,342</b>	11,12 km/h
16	↘	-1	15	345	CIONCA	Mara Guler	ROMANIA	ROU	30	03:54:29	<b>43,342</b>	11,09 km/h
17	↗	+6	23	264	REX	Stine	DENMARK	DEN	30	03:57:11	<b>43,342</b>	10,96 km/h
18	↗	+4	22	373	MORGAN	Micah		USA	30	03:57:36	<b>43,342</b>	10,94 km/h
18	↗	+5	23	370	SLABY	Gina	UNITED STATES OF AMERICA	USA	30	03:57:36	<b>43,342</b>	10,94 km/h
18	↗	+5	23	371	SMITH	Pam	UNITED STATES OF AMERICA	USA	30	03:57:36	<b>43,342</b>	10,94 km/h
21			21	314	NATOLINI	Serena	ITALY	ITA	30	03:57:54	<b>43,342</b>	10,93 km/h
22	↘	-2	20	248	DELZOPPO	Alexandra	CANADA	CAN	30	03:58:46	<b>43,342</b>	10,89 km/h
23	↗	+7	30	317	TREVISAN	Sarah	ITALY	ITA	30	03:59:23	<b>43,342</b>	10,86 km/h
24	↗	+5	29	335	HAYVICE	Fiona	NEW ZEALAND	NZL	30	03:59:25	<b>43,342</b>	10,86 km/h
25	↗	+9	34	301	BOGÁRDI	Szilvia	HUNGARY	HUN	30	03:59:41	<b>43,342</b>	10,85 km/h
26	↘	-7	19	325	TOMAŠEVIČIENĖ	Viktorija	LITHUANIA	LTU	29	03:50:01	<b>41,851</b>	10,92 km/h
27	↘	-20	7	242	AQUINO	Maria José Tomaz D	BRAZIL	BRA	29	03:50:51	<b>41,851</b>	10,88 km/h
28			28	272	MÄKINEN	Marianne	FINLAND	FIN	29	03:51:07	<b>41,851</b>	10,86 km/h
29	↗	+3	32	349	BURJA	Brigita	SLOVENIA	SLO	29	03:51:23	<b>41,851</b>	10,85 km/h
30	↘	-4	26	340	PAZDA-POZORSKA	Malgorzata	POLAND	POL	29	03:52:27	<b>41,851</b>	10,80 km/h
31	↗	+10	41	254	VRAJIC	Marija	CROATIA	CRO	29	03:54:07	<b>41,851</b>	10,73 km/h
32	↗	+14	46	262	KASPAROVÁ	Kateřina	CZECH REPUBLIC	CZE	29	03:54:12	<b>41,851</b>	10,72 km/h
33	↗	+9	42	341	BIEGASIEWICZ	Monika	POLAND	POL	29	03:54:19	<b>41,851</b>	10,72 km/h
34	↗	+3	37	260	GECOVÁ	Tereza	CZECH REPUBLIC	CZE	29	03:54:22	<b>41,851</b>	10,71 km/h
35	↗	+8	43	342	RAJDA	Aneta	POLAND	POL	29	03:54:23	<b>41,851</b>	10,71 km/h
36	↗	+3	39	279	GICQUEL	Stéphanie	FRANCE	FRA	29	03:55:05	<b>41,851</b>	10,68 km/h
37	↘	-4	33	328	RODRIGUEZ	Carla	MEXICO	MEX	29	03:55:21	<b>41,851</b>	10,67 km/h
38	↗	+2	40	277	BOURREAU	Christelle	FRANCE	FRA	29	03:55:26	<b>41,851</b>	10,67 km/h
39	↗	+6	45	353	HUANG	Hsiao-Chun	CHINESE TAIPEI	TPE	29	03:57:04	<b>41,851</b>	10,59 km/h
40	↗	+9	49	324	DEVATNIKOVA	Vita	LATVIA	LAT	29	03:57:05	<b>41,851</b>	10,59 km/h
41	↗	+19	60	339	BEREZNOWSKA	Patrycja	POLAND	POL	29	03:57:08	<b>41,851</b>	10,59 km/h
42	↗	+8	50	294	KRAUSE	Antje	GERMANY	GER	29	03:57:36	<b>41,851</b>	10,57 km/h
43	↗	+1	44	225	JONES	Tia	AUSTRALIA	AUS	29	03:57:47	<b>41,851</b>	10,56 km/h
44	↘	-13	31	367	INAGY	Katalin	UNITED STATES OF AMERICA	USA	29	03:57:53	<b>41,851</b>	10,56 km/h
45	↘	-27	18	240	BELLON	Diana	BRAZIL	BRA	29	03:57:57	<b>41,851</b>	10,55 km/h
46	↘	-8	38	252	ORLIĆ	Antonija	CROATIA	CRO	29	03:58:22	<b>41,851</b>	10,53 km/h
47	↘	-11	36	265	CAMPOS VIZIOSO	Barbara	SPAIN	ESP	29	03:58:26	<b>41,851</b>	10,53 km/h
48			48	303	ZÉTENYI	Szvetlana	HUNGARY	HUN	29	03:59:16	<b>41,851</b>	10,49 km/h
49	↘	-14	35	322	AOTANI	Mizuki	JAPAN	JPN	29	03:59:28	<b>41,851</b>	10,49 km/h
50	↗	+14	64	332	IFALK	Therese	NORWAY	NOR	29	03:59:29	<b>41,851</b>	10,49 km/h
51	↘	-4	47	346	NENU	Mariana	ROMANIA	ROU	29	03:59:35	<b>41,851</b>	10,48 km/h
52	↗	+7	59	344	NIWINSKA	Aleksandra	POLAND	POL	29	03:59:38	<b>41,851</b>	10,48 km/h
53	↗	+5	58	221	ALLENDE	Mariana	ARGENTINA	ARG	28	03:51:25	<b>40,360</b>	10,46 km/h
54	↗	+1	55	326	CRUZ	Brenda	MEXICO	MEX	28	03:51:35	<b>40,360</b>	10,46 km/h
55	↘	-2	53	297	IMANTA	Georgia	GREECE	GRE	28	03:52:06	<b>40,360</b>	10,43 km/h
56	↗	+6	62	287	SIMPSON	Catherine	GREAT BRITAIN AND NORTHERN IRELAND	GBR	28	03:52:10	<b>40,360</b>	10,43 km/h
57			57	372	ALVARADO	Meghan	UNITED STATES OF AMERICA	USA	28	03:52:52	<b>40,360</b>	10,40 km/h
58	↗	+13	71	253	JURIŠIĆ	Veronika	CROATIA	CRO	28	03:53:04	<b>40,360</b>	10,39 km/h
59	↘	-8	51	235	GOLUBEWA	Lena	BELARUS	BLR	28	03:53:28	<b>40,360</b>	10,37 km/h
60	↗	+15	75	282	VERNET	Anne-Marie	FRANCE	FRA	28	03:54:18	<b>40,360</b>	10,34 km/h
61	↘	-34	27	351	JANSSON	Maria	SWEDEN	SWE	28	03:54:28	<b>40,360</b>	10,33 km/h
62	↗	+11	73	285	BAKER	Jessica	GREAT BRITAIN AND NORTHERN IRELAND	GBR	28	03:54:41	<b>40,360</b>	10,32 km/h
63	↗	+5	68	323	DŽAVIZA	Diāna	LATVIA	LAT	28	03:54:44	<b>40,360</b>	10,32 km/h
64	↗	+15	79	256	BONAČIĆ	Maja	CROATIA	CRO	28	03:55:13	<b>40,360</b>	10,30 km/h
65	↗	+5	70	308	MASNER	Amy	IRELAND	IRL	28	03:55:29	<b>40,360</b>	10,28 km/h
66			66	350	NEJKOVIĆ	Valentina	SERBIA	SRB	28	03:56:15	<b>40,360</b>	10,25 km/h
67	↗	+7	74	266	KESAMAA	Liina	ESTONIA	EST	28	03:56:42	<b>40,360</b>	10,23 km/h
67	↗	+13	80	232	STRIEDNIG	Ulrike	AUSTRIA	AUT	28	03:56:42	<b>40,360</b>	10,23 km/h
69	↗	+9	78	247	CASKIE	Carolyn	CANADA	CAN	28	03:56:58	<b>40,360</b>	10,22 km/h
70	↘	-9	61	288	WHEARITY	Wendy	GREAT BRITAIN AND NORTHERN IRELAND	GBR	28	03:57:11	<b>40,360</b>	10,21 km/h
71	↘	-8	63	347	NEAÇŞU	Florica	ROMANIA	ROU	28	03:57:13	<b>40,360</b>	10,21 km/h
72	↘	-20	52	355	TSAI	Wen-Ya	CHINESE TAIPEI	TPE	28	03:57:31	<b>40,360</b>	10,20 km/h
73	↘	-19	54	318	ZECCHINO	Luisa	ITALY	ITA	28	03:57:34	<b>40,360</b>	10,19 km/h
74	↘	-5	69	354	LIU	Chien-Yu	CHINESE TAIPEI	TPE	28	03:57:36	<b>40,360</b>	10,19 km/h

Pos.	Evol.	Increase	Prev. Pos.	Bib	Name	Surname	Team	Country	Laps	Last lap time	Total distance	Avg speed km/h
75	↗	+1	76	289	 YOUNG	Alison	GREAT BRITAIN AND NOR	GBR	28	03:57:54	<b>40,360</b>	10,18 km/h
76	↗	+1	77	257	 BEZEK	Martina	CROATIA	CRO	28	03:58:03	<b>40,360</b>	10,17 km/h
77	↗	+4	81	281	 NOEL	Laurence	FRANCE	FRA	28	03:58:42	<b>40,360</b>	10,14 km/h
78	↗	+6	84	316	 INNOCENTI	Francesca	ITALY	ITA	28	03:59:46	<b>40,360</b>	10,10 km/h
79	↗	+3	82	227	 WYND	Nikki	AUSTRALIA	AUS	27	03:51:23	<b>38,869</b>	10,08 km/h
80	↗	+6	86	313	 EMPOLI	Valeria		ITA	27	03:51:27	<b>38,869</b>	10,08 km/h
81	↗	+4	85	292	 FATTON	Julia	GERMANY	GER	27	03:51:44	<b>38,869</b>	10,06 km/h
82	↗	+10	92	343	 GRABSKA-GRZEGO	Milena	POLAND	POL	27	03:52:53	<b>38,869</b>	10,01 km/h
83	↗	+5	88	291	 DURRY	Simone	GERMANY	GER	27	03:53:03	<b>38,869</b>	10,01 km/h
84	↘	-12	72	267	 RÜÜTEL	Raili	ESTONIA	EST	27	03:53:04	<b>38,869</b>	10,01 km/h
85	↗	+4	89	223	 BARKER	Nicole	AUSTRALIA	AUS	27	03:53:14	<b>38,869</b>	10,00 km/h
86	↗	+1	87	271	 WRIGHT	Paula	FINLAND	FIN	27	03:53:41	<b>38,869</b>	9,98 km/h
87	↗	+3	90	226	 URQUHART	Donna	AUSTRALIA	AUS	27	03:54:25	<b>38,869</b>	9,95 km/h
88	↘	-5	83	357	 KOVALSKA	Valentyna	UKRAINE	UKR	27	03:56:38	<b>38,869</b>	9,86 km/h
89	↗	+2	91	244	 IVAN WOLDE	Lisa	CANADA	CAN	27	03:57:00	<b>38,869</b>	9,84 km/h
89	↗	+28	117	246	 VASARHELYI	Charlotte	CANADA	CAN	27	03:57:00	<b>38,869</b>	9,84 km/h
91	↗	+2	93	298	 TERZI	Angela Beth	GREECE	GRE	27	03:57:29	<b>38,869</b>	9,82 km/h
92	↘	-25	67	365	 COLLAZO	Alejandra	URUGUAY	URU	27	03:57:49	<b>38,869</b>	9,81 km/h
93	↗	+8	101	278	 COENYE	Chloe	FRANCE	FRA	27	03:58:06	<b>38,869</b>	9,79 km/h
94	↗	+1	95	224	 HAYES	Simone	AUSTRALIA	AUS	27	03:58:31	<b>38,869</b>	9,78 km/h
95	↗	+3	98	336	 TUFFERY	Dawn	NEW ZEALAND	NZL	27	03:58:48	<b>38,869</b>	9,77 km/h
96	↗	+8	104	329	 LOPEZ	Sandra	MEXICO	MEX	27	03:59:10	<b>38,869</b>	9,75 km/h
97			97	302	 MÁTÉNÉ VARJÚ	Edit	HUNGARY	HUN	27	03:59:29	<b>38,869</b>	9,74 km/h
98	↘	-42	56	319	 MATSUMOTO	Yuri	JAPAN	JPN	26	03:49:55	<b>37,378</b>	9,75 km/h
99	↗	+1	100	327	 ISLAS	MariaGuadalupe	MEXICO	MEX	26	03:50:13	<b>37,378</b>	9,74 km/h
100	↗	+6	106	364	 DADOMO	Carla	URUGUAY	URU	26	03:50:35	<b>37,378</b>	9,73 km/h
101	↗	+2	103	295	 SONS	Sandra	GERMANY	GER	26	03:50:48	<b>37,378</b>	9,72 km/h
102	↘	-37	65	241	 SILVA	Valderez Pereira Da	BRAZIL	BRA	26	03:51:42	<b>37,378</b>	9,68 km/h
103	↗	+4	107	293	 HOFFMANN	Sigrid	GERMANY	GER	26	03:52:07	<b>37,378</b>	9,66 km/h
104	↗	+1	105	261	 MOCKO	Veronika	CZECH REPUBLIC	CZE	26	03:52:41	<b>37,378</b>	9,64 km/h
105	↗	+8	113	243	 SOUZA	Neide Rosa	BRAZIL	BRA	26	03:53:22	<b>37,378</b>	9,61 km/h
106	↘	-10	96	222	 MARCANTONI	Sandra	ARGENTINA	ARG	26	03:53:50	<b>37,378</b>	9,59 km/h
107	↗	+1	108	220	 SINEAD	Kane	IRELAND	IRL	26	03:54:23	<b>37,378</b>	9,57 km/h
108	↘	-7	101	348	 PREDÁ	Alina	ROMANIA	ROU	26	03:54:49	<b>37,378</b>	9,55 km/h
109			109	309	 SMART	Louise	IRELAND	IRL	26	03:54:51	<b>37,378</b>	9,55 km/h
110	↗	+1	111	299	 STAMOULI	Maria	GREECE	GRE	26	03:56:55	<b>37,378</b>	9,47 km/h
111	↗	+1	112	363	 SANCHEZ	Claudia	URUGUAY	URU	26	03:57:01	<b>37,378</b>	9,46 km/h
112	↗	+10	122	310	 LORRAINE	Mahon	IRELAND	IRL	26	03:57:24	<b>37,378</b>	9,45 km/h
113	↘	-3	110	306	 BHATT	Priyanka	INDIA	IND	26	03:57:51	<b>37,378</b>	9,43 km/h
114	↘	-15	99	273	 KUUSIO	Annukka	FINLAND	FIN	26	03:58:26	<b>37,378</b>	9,41 km/h
115	↘	-21	94	286	 MORWOOD	Sarah	GREAT BRITAIN AND NOR	GBR	26	03:58:48	<b>37,378</b>	9,39 km/h
116	↗	+7	123	228	 LEDERLE	Sabrina	AUSTRIA	AUT	26	03:59:31	<b>37,378</b>	9,36 km/h
117	↗	+2	119	274	 LEHTINEN	Heli	FINLAND	FIN	26	03:59:42	<b>37,378</b>	9,36 km/h
118	↗	+6	124	231	 KADI	Regina	AUSTRIA	AUT	26	03:59:43	<b>37,378</b>	9,36 km/h
119	↘	-3	116	237	ZHYLA	Anastasiya	BELARUS	BLR	25	03:52:41	<b>35,887</b>	9,25 km/h
120	↗	+7	127	229	HUEMER-TOFF	Angelika	AUSTRIA	AUT	25	03:53:03	<b>35,887</b>	9,24 km/h
121	↗	+9	130	311	NAUGHTON	Yvonne	IRELAND	IRL	25	03:54:29	<b>35,887</b>	9,18 km/h
122	↗	+6	128	234	TERZIC	Hanifa	BOSNIA-HERZEGOVINA	BIH	25	03:54:46	<b>35,887</b>	9,17 km/h
123	↗	+8	131	255	ŠIMIĆ	Adrijana	CROATIA	CRO	25	03:55:11	<b>35,887</b>	9,16 km/h
124	↘	-3	121	304	CHAUDHARY	Appoorva	INDIA	IND	25	03:55:38	<b>35,887</b>	9,14 km/h
125	↘	-7	118	362	SYCH	Liubov	UKRAINE	UKR	25	03:55:49	<b>35,887</b>	9,13 km/h
126	↘	-6	120	238	BUTRYMAVA	Volha	BELARUS	BLR	25	03:57:42	<b>35,887</b>	9,06 km/h
127	↗	+2	129	338	AGUIRRE	Rossana	PARAGUAY	PAR	25	03:58:16	<b>35,887</b>	9,04 km/h
128	↗	+7	135	230	TRAUWIESER	Mary	AUSTRIA	AUT	25	04:00:00	<b>35,887</b>	8,97 km/h
129	↘	-15	114	239	YARATS	Svyatlana	BELARUS	BLR	24	03:48:05	<b>34,396</b>	9,05 km/h
130	↗	+6	136	305	HEMLATA		INDIA	IND	24	03:52:16	<b>34,396</b>	8,89 km/h
131	↘	-16	115	334	ALLAN	Kim	NEW ZEALAND	NZL	24	03:52:17	<b>34,396</b>	8,88 km/h
132	↘	-7	125	359	PETRENKO	Iryna	UKRAINE	UKR	24	03:52:58	<b>34,396</b>	8,86 km/h
133	↘	-7	126	361	STAROSELSKA	Yuliia	UKRAINE	UKR	24	03:52:59	<b>34,396</b>	8,86 km/h
134	↗	+6	140	263	ŠINDLEROVÁ	Jana	CZECH REPUBLIC	CZE	24	03:53:13	<b>34,396</b>	8,85 km/h
135	↘	-2	133	251	LUCAS	Sue		CAN	24	03:55:43	<b>34,396</b>	8,76 km/h
136	↗	+1	137	296	ELEFThERIADOU	Maria	GREECE	GRE	24	03:56:49	<b>34,396</b>	8,71 km/h
137	↘	-3	134	275	MARJOKORPI	Annakaisa	FINLAND	FIN	23	03:49:52	<b>32,905</b>	8,59 km/h
138	↘	-6	132	333	JOHNS	Emma	NEW ZEALAND	NZL	23	03:50:14	<b>32,905</b>	8,58 km/h
139	↘	-1	138	307	SATHYANARAYANA	Shyamala	INDIA	IND	23	03:51:19	<b>32,905</b>	8,54 km/h
140	↘	-1	139	233	DEKOVSKA	Magdalena	AUSTRIA	AUT	23	03:52:31	<b>32,905</b>	8,49 km/h
141			141	376	KALNIŅA	Liene	LATVIA	LAT	22	03:48:23	<b>31,414</b>	8,25 km/h
142			142	330	AZNAR LÓPEZ	Maria del Carmen	MEXICO	MEX	21	03:48:52	<b>29,923</b>	7,84 km/h
143			143	236	TRAFIMCHYK	Anastasiya	BELARUS	BLR	20	03:47:42	<b>28,432</b>	7,49 km/h
144			144	269	VENNİKAS	Pille	ESTONIA	EST	19	03:57:41	<b>26,941</b>	6,80 km/h
145	↗	+1	146	358	LABARTKAVA	Larysa	UKRAINE	UKR	17	03:59:59	<b>23,959</b>	5,99 km/h
146	↘	-1	145	268	SAAR	Anu Marie	ESTONIA	EST	15	03:05:56	<b>20,977</b>	6,77 km/h
147			147	366	DA CUNHA	Cristina	URUGUAY	URU	11	02:23:56	<b>15,013</b>	6,26 km/h