





































































Pos.	Evol.	Increase	Prev. Pos.	Bib	Name	Surname	Team	Country	Laps	Last lap time	Total distance	Avg speed km/h
1			1	368	 HERRON	Camille	UNITED STATES OF AMERICA	USA	174	22:56:53	258,046	11,24 km/h
2			2	290	 ALDER-BAERENS	Nele	GERMANY	GER	165	22:52:39	244,627	10,69 km/h
3	↗	+1	4	339	 BEREZNOWSKA	Patrycja	POLAND	POL	160	22:58:51	237,172	10,32 km/h
4	↘	-1	3	371	 SMITH	Pam	UNITED STATES OF AMERICA	USA	159	22:54:00	235,681	10,29 km/h
5			5	264	 REX	Stine	DENMARK	DEN	157	22:54:37	232,699	10,16 km/h
6			6	321	 KANEMATSU	Aiko	JAPAN	JPN	156	22:50:44	231,208	10,12 km/h
7	↗	+1	8	279	 GICQUEL	Stéphanie	FRANCE	FRA	155	22:54:50	229,717	10,03 km/h
8	↗	+1	9	373	 MORGAN	Micah		USA	154	22:53:06	228,226	9,97 km/h
9	↗	+1	10	344	 NIWINSKA	Aleksandra	POLAND	POL	154	22:57:52	228,226	9,94 km/h
10	↘	-3	7	340	 PAZDA-POZORSKA	Malgorzata	POLAND	POL	153	22:49:45	226,735	9,93 km/h
11			11	254	 VRAJIC	Marija	CROATIA	CRO	150	22:53:06	222,262	9,71 km/h
12			12	345	 CIONCA	Mara Guler	ROMANIA	ROU	149	22:53:53	220,771	9,64 km/h
13	↗	+2	15	369	 DAUWALTER	Courtney	UNITED STATES OF AMERICA	USA	148	22:52:49	219,280	9,58 km/h
14	↘	-1	13	285	 BAKER	Jessica	GREAT BRITAIN AND NORTHERN IRELAND	GBR	148	22:55:35	219,280	9,56 km/h
15	↘	-1	14	332	 FALK	Therese	NORWAY	NOR	147	22:54:10	217,789	9,51 km/h
16			16	320	 KUSUNOSE	Yuko	JAPAN	JPN	147	22:56:41	217,789	9,49 km/h
17	↗	+2	19	342	 RAJDA	Aneta	POLAND	POL	145	22:57:08	214,807	9,36 km/h
18	↗	+3	21	272	 MÄKINEN	Marianne	FINLAND	FIN	145	22:57:12	214,807	9,36 km/h
19	↘	-1	18	259	 CHURÁNOVÁ	Radka	CZECH REPUBLIC	CZE	144	22:55:59	213,316	9,30 km/h
20			20	287	 SIMPSON	Catherine	GREAT BRITAIN AND NORTHERN IRELAND	GBR	144	22:57:15	213,316	9,29 km/h
21	↘	-4	17	308	 MASNER	Amy	IRELAND	IRL	144	22:59:59	213,316	9,27 km/h
22			22	292	 FATTON	Julia	GERMANY	GER	143	22:50:22	211,825	9,27 km/h
23			23	294	 KRAUSE	Antje	GERMANY	GER	143	22:54:05	211,825	9,25 km/h
24			24	282	 VERNET	Anne-Marie	FRANCE	FRA	143	22:55:38	211,825	9,24 km/h
25			25	281	 NOEL	Laurence	FRANCE	FRA	141	22:49:49	208,843	9,15 km/h
26			26	303	 ZÉTÉNYI	Szvetlana	HUNGARY	HUN	141	22:56:53	208,843	9,10 km/h
27	↗	+1	28	288	 WHEARITY	Wendy	GREAT BRITAIN AND NORTHERN IRELAND	GBR	141	22:59:46	208,843	9,08 km/h
28	↗	+1	29	317	 TREVISAN	Sarah	ITALY	ITA	140	22:57:22	207,352	9,03 km/h
29	↗	+1	30	310	 LORRAINE	Mahon	IRELAND	IRL	139	22:54:06	205,861	8,99 km/h
30	↗	+1	31	312	 CORRADINI	Eleonora Rachelle	ITALY	ITA	138	22:50:54	204,370	8,94 km/h
31	↗	+2	33	316	 INNOCENTI	Francesca	ITALY	ITA	138	22:54:36	204,370	8,92 km/h
32			32	221	 ALLENDE	Mariana	ARGENTINA	ARG	138	22:59:05	204,370	8,89 km/h
33	↘	-6	27	280	 GRUFFAZ	Corinne	FRANCE	FRA	137	22:42:07	202,879	8,94 km/h
34			34	360	 SHEVCHENKO	Olena	UKRAINE	UKR	136	22:52:09	201,388	8,81 km/h
35			35	349	 BURJA	Brigita	SLOVENIA	SLO	135	22:49:53	199,897	8,76 km/h
36	↗	+3	39	289	 YOUNG	Alison	GREAT BRITAIN AND NORTHERN IRELAND	GBR	135	22:51:53	199,897	8,74 km/h
37			37	335	 HAYVICE	Fiona	NEW ZEALAND	NZL	135	22:52:32	199,897	8,74 km/h
38	↘	-2	36	364	 DADOMO	Carla	URUGUAY	URU	135	22:57:00	199,897	8,71 km/h
39	↗	+1	40	223	 BARKER	Nicole	AUSTRALIA	AUS	134	22:55:18	198,406	8,66 km/h
40	↘	-2	38	253	 JURISIĆ	Veronika	CROATIA	CRO	134	22:56:14	198,406	8,65 km/h
41			41	315	 BRUSAMENTO	Lorena	ITALY	ITA	133	22:57:18	196,915	8,58 km/h
42	↗	+1	43	226	 URQUHART	Donna	AUSTRALIA	AUS	133	22:58:45	196,915	8,57 km/h
43	↘	-1	42	325	 TOMAŠEVIČIENĖ	Viktorija	LITHUANIA	LTU	132	22:44:27	195,424	8,59 km/h
44			44	249	 LOO	Rhonda	CANADA	CAN	132	22:59:02	195,424	8,50 km/h
45			45	224	 HAYES	Simone	AUSTRALIA	AUS	131	22:56:30	193,933	8,45 km/h
46			46	291	 DURRY	Simone	GERMANY	GER	131	22:57:13	193,933	8,45 km/h
47			47	313	 EMPOLI	Valeria	ITALY	ITA	131	22:57:59	193,933	8,44 km/h
48			48	304	 CHAUDHARY	Appoorva	INDIA	IND	130	22:50:29	192,442	8,43 km/h
49	↗	+1	50	278	 COENYE	Chloe	FRANCE	FRA	130	22:56:21	192,442	8,39 km/h
50	↘	-1	49	347	 NEACȘU	Floricica	ROMANIA	ROU	130	22:58:59	192,442	8,37 km/h
51			51	298	 TERZI	Angela Beth	GREECE	GRE	129	22:48:12	190,951	8,37 km/h
52			52	229	 HUEMER-TOFF	Angelika	AUSTRIA	AUT	129	22:50:25	190,951	8,36 km/h
53	↗	+1	54	261	 MOCKO	Veronika	CZECH REPUBLIC	CZE	128	22:58:51	189,460	8,24 km/h
54	↘	-1	53	257	 BEZEK	Martina	CROATIA	CRO	127	22:50:45	187,969	8,23 km/h
55			55	277	 BOURREAU	Christelle	FRANCE	FRA	126	22:48:32	186,478	8,18 km/h
56	↗	+2	58	246	 VASARHELYI	Charlotte	CANADA	CAN	125	22:47:04	184,987	8,12 km/h
57			57	295	 SONS	Sandra	GERMANY	GER	125	22:48:45	184,987	8,11 km/h
58	↗	+3	61	346	 NENU	Mariana	ROMANIA	ROU	125	22:52:01	184,987	8,09 km/h
59	↘	-3	56	301	 BOGÁRDI	Szilvia	HUNGARY	HUN	125	22:55:12	184,987	8,07 km/h
60			60	306	 BHATT	Priyanka	INDIA	IND	124	22:49:51	183,496	8,04 km/h
61	↘	-2	59	323	 DŽAVIZA	Diāna	LATVIA	LAT	123	22:51:09	182,005	7,96 km/h
62			62	271	 WRIGHT	Paula	FINLAND	FIN	123	22:58:24	182,005	7,92 km/h
63	↗	+5	68	370	 SLABY	Gina	UNITED STATES OF AMERICA	USA	122	22:54:01	180,514	7,88 km/h
64	↘	-1	63	353	 HUANG	Hsiao-Chun	CHINESE TAIPEI	TPE	122	22:55:22	180,514	7,87 km/h
65			65	252	 ORLIĆ	Antonija	CROATIA	CRO	121	22:52:38	179,023	7,83 km/h
66	↗	+3	69	244	 VAN WOLDE	Lisa	CANADA	CAN	120	22:45:56	177,532	7,80 km/h
67	↘	-3	64	326	 CRUZ	Brenda	MEXICO	MEX	120	22:50:08	177,532	7,77 km/h
68	↗	+3	71	286	 MORWOOD	Sarah	GREAT BRITAIN AND NORTHERN IRELAND	GBR	120	22:51:46	177,532	7,77 km/h
69	↘	-3	66	243	SOUZA	Neide Rosa	BRAZIL	BRA	120	22:55:28	177,532	7,74 km/h
70			70	255	ŠIMIĆ	Adrijana	CROATIA	CRO	119	22:48:49	176,041	7,72 km/h
71	↘	-4	67	319	MATSUMOTO	Yuri	JAPAN	JPN	119	22:49:25	176,041	7,71 km/h
72	↗	+3	75	354	LIU	Chien-Yu	CHINESE TAIPEI	TPE	119	22:50:55	176,041	7,70 km/h
73	↗	+1	74	220	SINEAD	Kane	IRELAND	IRL	119	22:52:30	176,041	7,70 km/h
74	↘	-2	72	327	ISLAS	MariaGuadalupe	MEXICO	MEX	119	22:54:06	176,041	7,69 km/h

Pos.	Evol.	Increase	Prev. Pos.	Bib	Name	Surname	Team	Country	Laps	Last lap time	Total distance	Avg speed km/h
75	↗	+2	77	355	TSAI	Wen-Ya	CHINESE TAIPEI	TPE	118	22:54:34	174,550	7,62 km/h
76	↘	-3	73	311	NAUGHTON	Yvonne	IRELAND	IRL	117	22:35:29	173,059	7,66 km/h
77	↘	-1	76	227	WYND	Nikki	AUSTRALIA	AUS	117	22:51:14	173,059	7,57 km/h
78	↗	+2	80	322	AOTANI	Mizuki	JAPAN	JPN	117	22:58:05	173,059	7,53 km/h
79	↘	-1	78	231	KADI	Regina	AUSTRIA	AUT	116	22:59:02	171,568	7,46 km/h
80	↗	+1	81	267	RÜÜTEL	Raili	ESTONIA	EST	114	22:46:48	168,586	7,40 km/h
81	↗	+3	84	273	KUUSIO	Annukka	FINLAND	FIN	114	22:57:10	168,586	7,34 km/h
82	↗	+7	89	348	PREDĂ	Alina	ROMANIA	ROU	114	22:57:31	168,586	7,34 km/h
83	↘	-1	82	235	GOLUBEWA	Lena	BELARUS	BLR	114	22:57:38	168,586	7,34 km/h
84	↗	+2	86	299	STAMOULI	Maria	GREECE	GRE	113	22:50:56	167,095	7,31 km/h
85			85	324	DEVATNIKOVA	Vita	LATVIA	LAT	113	22:53:23	167,095	7,30 km/h
86	↗	+2	88	350	NEJKOVIC	Valentina	SERBIA	SRB	112	22:48:49	165,604	7,26 km/h
87	↗	+5	92	234	TERZIC	Hanifa	BOSNIA-HERZEGOVINA	BIH	112	22:52:47	165,604	7,24 km/h
88	↘	-9	79	352	CHOU	Ling-Chun	CHINESE TAIPEI	TPE	111	17:08:01	164,113	9,58 km/h
89	↘	-6	83	329	LOPEZ	Sandra	MEXICO	MEX	111	22:31:47	164,113	7,28 km/h
90	↗	+4	94	305	HEMLATA		INDIA	IND	111	22:52:49	164,113	7,17 km/h
91	↗	+6	97	318	ZECCHINO	Luisa	ITALY	ITA	111	22:59:53	164,113	7,14 km/h
92	↘	-2	90	365	COLLAZO	Alejandra	URUGUAY	URU	110	22:51:20	162,622	7,12 km/h
93	↗	+2	95	228	LEDERLE	Sabrina	AUSTRIA	AUT	109	22:45:12	161,131	7,08 km/h
94	↗	+2	96	247	CASKIE	Carolyn	CANADA	CAN	109	22:45:56	161,131	7,08 km/h
95	↘	-2	93	363	SANCHEZ	Claudia	URUGUAY	URU	109	22:53:34	161,131	7,04 km/h
96	↘	-9	87	230	TRAUWIESER	Mary	AUSTRIA	AUT	108	21:05:31	159,640	7,57 km/h
97	↘	-6	91	250	SIMPSON	Stephanie		CAN	108	22:54:19	159,640	6,97 km/h
98			98	251	LUCAS	Sue		CAN	107	22:45:52	158,149	6,95 km/h
99			99	222	MARCANTONI	Sandra	ARGENTINA	ARG	107	22:47:18	158,149	6,94 km/h
100			100	263	ŠINDLEROVÁ	Jana	CZECH REPUBLIC	CZE	107	22:54:24	158,149	6,90 km/h
101	↗	+1	102	266	KESAMAA	Liina	ESTONIA	EST	106	22:46:27	156,658	6,88 km/h
102	↗	+2	104	239	YARATS	Svyatlana	BELARUS	BLR	105	22:57:41	155,167	6,76 km/h
103	↗	+2	105	242	AQUINO	Maria José Tomaz D	BRAZIL	BRA	105	22:59:40	155,167	6,75 km/h
104	↘	-3	101	302	MÁTÉNÉ VARJU	Edit	HUNGARY	HUN	103	22:33:30	152,185	6,75 km/h
105	↘	-2	103	275	MARJOKORPI	Annakaisa	FINLAND	FIN	102	22:51:03	150,694	6,59 km/h
106			106	359	PETRENKO	Iryna	UKRAINE	UKR	100	22:54:36	147,712	6,45 km/h
107	↗	+2	109	307	SATHYANARAYANA	Shyamala	INDIA	IND	99	22:48:06	146,221	6,41 km/h
108			108	336	TUFFERY	Dawn	NEW ZEALAND	NZL	99	22:50:32	146,221	6,40 km/h
109	↗	+1	110	241	SILVA	Valderez Pereira Da	BRAZIL	BRA	99	22:55:23	146,221	6,38 km/h
110	↘	-3	107	233	DEKOVSKA	Magdalena	AUSTRIA	AUT	99	22:58:32	146,221	6,36 km/h
111	↗	+1	112	293	HOFFMANN	Sigrid	GERMANY	GER	95	22:51:31	140,257	6,14 km/h
112	↗	+1	113	361	STAROSELSKA	Yuliia	UKRAINE	UKR	95	22:58:25	140,257	6,11 km/h
113	↗	+2	115	238	BUTRYMAVA	Volha	BELARUS	BLR	91	22:49:09	134,293	5,89 km/h
114	↘	-3	111	260	GECOVÁ	Tereza	CZECH REPUBLIC	CZE	90	15:38:40	132,802	8,49 km/h
115	↗	+3	118	334	ALLAN	Kim	NEW ZEALAND	NZL	90	22:52:50	132,802	5,80 km/h
116	↗	+3	119	296	ELEFTHERIADOU	Maria	GREECE	GRE	89	22:53:01	131,311	5,74 km/h
117	↘	-3	114	240	BELLON	Diana	BRAZIL	BRA	88	19:41:32	129,820	6,59 km/h
118	↘	-2	116	225	JONES	Tia	AUSTRALIA	AUS	87	13:41:09	128,329	9,38 km/h
119	↘	-2	117	314	NATOLINI	Serena	ITALY	ITA	86	14:03:57	126,838	9,02 km/h
120	↗	+3	123	236	TRAFIMCHYK	Anastasiya	BELARUS	BLR	86	22:52:37	126,838	5,54 km/h
121	↗	+3	124	376	KALNIŅA	Liene	LATVIA	LAT	86	22:53:56	126,838	5,54 km/h
122	↘	-2	120	343	GRABSKA-GRZEGO	Milena	POLAND	POL	85	13:36:52	125,347	9,21 km/h
123	↘	-2	121	245	SHANAHAN	Nathalie	CANADA	CAN	85	20:13:35	125,347	6,20 km/h
124	↘	-2	122	362	SYCH	Liubov	UKRAINE	UKR	85	22:34:57	125,347	5,55 km/h
125			125	351	JANSSON	Maria	SWEDEN	SWE	81	14:12:37	119,383	8,40 km/h
126			126	357	KOVALSKA	Valentyna	UKRAINE	UKR	81	20:34:13	119,383	5,80 km/h
127	↗	+2	129	358	LABARTKAVA	Larysa	UKRAINE	UKR	80	22:53:55	117,892	5,15 km/h
128	↘	-1	127	338	AGUIRRE	Rossana	PARAGUAY	PAR	79	18:40:46	116,401	6,23 km/h
129	↘	-1	128	248	DELZOPPO	Alexandra	CANADA	CAN	77	12:33:02	113,419	9,04 km/h
130			130	270	HONKALA	Noora	FINLAND	FIN	74	10:56:57	108,946	9,95 km/h
131			131	309	SMART	Louise	IRELAND	IRL	71	12:20:33	104,473	8,46 km/h
132			132	367	NAGY	Katalin	UNITED STATES OF AMERICA	USA	71	12:21:50	104,473	8,45 km/h
133			133	328	RODRIGUEZ	Carla	MEXICO	MEX	70	11:47:11	102,982	8,74 km/h
134	↗	+3	137	256	BONACIĆ	Maja	CROATIA	CRO	69	22:48:48	101,491	4,45 km/h
135	↘	-1	134	262	KAŠPÁROVÁ	Kateřina	CZECH REPUBLIC	CZE	68	09:26:06	100,000	10,60 km/h
136	↘	-1	135	274	LEHTINEN	Heli	FINLAND	FIN	68	12:18:46	100,000	8,12 km/h
137	↘	-1	136	237	ZHYLA	Anastasiya	BELARUS	BLR	68	14:20:42	100,000	6,97 km/h
138			138	232	STRIEDNIG	Ulrike	AUSTRIA	AUT	67	10:49:04	98,509	9,11 km/h
139			139	330	AZNAR LÓPEZ	Maria del Carmen	MEXICO	MEX	66	22:45:30	97,018	4,26 km/h
140			140	333	JOHNS	Emma	NEW ZEALAND	NZL	53	22:52:50	77,635	3,39 km/h
141			141	297	MANTA	Georgia	GREECE	GRE	49	09:11:16	71,671	7,80 km/h
142			142	372	ALVARADO	Meghan	UNITED STATES OF AMERICA	USA	46	07:44:24	67,198	8,68 km/h
143	↗	+1	144	269	VENNIKAS	Pille	ESTONIA	EST	46	22:49:29	67,198	2,94 km/h
144	↘	-1	143	341	BIEGASIEWICZ	Monika	POLAND	POL	44	06:06:48	64,216	10,50 km/h
145			145	268	SAAR	Anu Marie	ESTONIA	EST	42	14:48:00	61,234	4,14 km/h
146			146	265	CAMPOS VIZIOSO	Barbara	SPAIN	ESP	33	04:50:06	47,815	9,89 km/h
147			147	366	DA CUNHA	Cristina	URUGUAY	URU	11	02:23:56	15,013	6,26 km/h