
























































Pos.	Evol.	Incre ase	Prev. Pos.	Bib	Name	Surname	Team	Cou ntry	Laps	Last lap time	Total distance	Avg speed km/h
1			1	368	 HERRON	Camille	UNITED STATES OF AMERICA	USA	166	21:55:55	246,118	11,22 km/h
2			2	290	 ALDER-BAERENS	Nele	GERMANY	GER	159	21:54:41	235,681	10,76 km/h
3			3	371	 SMITH	Pam	UNITED STATES OF AMERICA	USA	153	21:56:04	226,735	10,34 km/h
4			4	339	 BEREZNOWSKA	Patrycja	POLAND	POL	153	21:59:05	226,735	10,31 km/h
5	↗	+1	6	264	 REX	Stine	DENMARK	DEN	150	21:51:32	222,262	10,17 km/h
6	↘	-1	5	321	 KANEMATSU	Aiko	JAPAN	JPN	150	21:53:31	222,262	10,15 km/h
7			7	340	 PAZDA-POZORSKA	Malgorzata	POLAND	POL	148	21:50:08	219,280	10,04 km/h
8	↗	+1	9	279	 GICQUEL	Stéphanie	FRANCE	FRA	148	21:51:50	219,280	10,03 km/h
9	↗	+1	10	373	 MORGAN	Micah		USA	148	21:57:53	219,280	9,98 km/h
10	↘	-2	8	344	 NIWINSKA	Aleksandra	POLAND	POL	148	21:58:49	219,280	9,98 km/h
11			11	254	 VRAJIC	Marija	CROATIA	CRO	144	21:57:53	213,316	9,71 km/h
12			12	345	 CIONCA	Mara Guler	ROMANIA	ROU	143	21:53:13	211,825	9,68 km/h
13			13	285	 BAKER	Jessica	GREAT BRITAIN AND NORTHERN IRELAND	GBR	142	21:49:22	210,334	9,64 km/h
14			14	332	 FALK	Therese	NORWAY	NOR	142	21:58:44	210,334	9,57 km/h
15			15	369	 DAUWALTER	Courtney	UNITED STATES OF AMERICA	USA	141	21:52:19	208,843	9,55 km/h
16	↗	+2	18	320	 KUSUNOSE	Yuko	JAPAN	JPN	141	21:53:12	208,843	9,54 km/h
17	↘	-1	16	308	 MASNER	Amy	IRELAND	IRL	139	21:48:01	205,861	9,44 km/h
18	↘	-1	17	259	 CHURÁNOVÁ	Radka	CZECH REPUBLIC	CZE	139	21:50:15	205,861	9,43 km/h
19			19	342	 RAJDA	Aneta	POLAND	POL	139	21:51:48	205,861	9,42 km/h
20			20	287	 SIMPSON	Catherine	GREAT BRITAIN AND NORTHERN IRELAND	GBR	139	21:55:35	205,861	9,39 km/h
21	↗	+1	22	272	 MÄKINEN	Marianne	FINLAND	FIN	139	21:58:27	205,861	9,37 km/h
22	↘	-1	21	292	 FATTON	Julia	GERMANY	GER	138	21:55:12	204,370	9,32 km/h
23			23	294	 KRAUSE	Antje	GERMANY	GER	137	21:53:36	202,879	9,27 km/h
24			24	282	 VERNET	Anne-Marie	FRANCE	FRA	137	21:54:37	202,879	9,26 km/h
25	↗	+1	26	281	 NOEL	Laurence	FRANCE	FRA	136	21:57:20	201,388	9,17 km/h
26	↗	+1	27	303	 ZÉTÉNYI	Szvetlana	HUNGARY	HUN	134	21:50:40	198,406	9,08 km/h
27	↘	-2	25	280	 GRUFFAZ	Corinne	FRANCE	FRA	134	21:57:04	198,406	9,04 km/h
28			28	288	 WHEARITY	Wendy	GREAT BRITAIN AND NORTHERN IRELAND	GBR	134	21:57:49	198,406	9,03 km/h
29			29	317	 TREVISAN	Sarah	ITALY	ITA	134	21:58:31	198,406	9,03 km/h
30	↗	+4	34	310	 LORRAINE	Mahon	IRELAND	IRL	133	21:54:45	196,915	8,99 km/h
31			31	312	 CORRADINI	Eleonora Rachelle	ITALY	ITA	133	21:58:30	196,915	8,96 km/h
32			32	221	 ALLENDE	Mariana	ARGENTINA	ARG	133	21:58:55	196,915	8,96 km/h
33	↗	+2	35	316	 INNOCENTI	Francesca	ITALY	ITA	132	21:49:08	195,424	8,96 km/h
34	↘	-4	30	360	 SHEVCHENKO	Olena	UKRAINE	UKR	132	21:53:48	195,424	8,92 km/h
35	↗	+1	36	349	 BURJA	Brigita	SLOVENIA	SLO	131	21:58:15	193,933	8,83 km/h
36	↗	+3	39	364	 DADOMO	Carla	URUGUAY	URU	130	21:53:39	192,442	8,79 km/h
37			37	335	 HAYVICE	Fiona	NEW ZEALAND	NZL	130	21:54:36	192,442	8,78 km/h
38	↘	-5	33	253	 JURISIĆ	Veronika	CROATIA	CRO	129	21:42:49	190,951	8,79 km/h
39	↗	+1	40	289	 YOUNG	Alison	GREAT BRITAIN AND NORTHERN IRELAND	GBR	129	21:52:18	190,951	8,73 km/h
40	↘	-2	38	223	 BARKER	Nicole	AUSTRALIA	AUS	129	21:53:17	190,951	8,72 km/h
41			41	315	 BRUSAMENTO	Lorena	ITALY	ITA	128	21:58:54	189,460	8,62 km/h
42			42	325	 TOMAŠEVIČIENĖ	Viktorija	LITHUANIA	LTU	127	21:51:49	187,969	8,60 km/h
43			43	226	 URQUHART	Donna	AUSTRALIA	AUS	127	21:55:23	187,969	8,57 km/h
44			44	249	 LOO	Rhonda	CANADA	CAN	126	21:52:55	186,478	8,52 km/h
45			45	224	 HAYES	Simone	AUSTRALIA	AUS	126	21:57:56	186,478	8,49 km/h
46	↗	+1	47	291	 DURRY	Simone	GERMANY	GER	125	21:48:37	184,987	8,48 km/h
47			47	313	 EMPOLI	Valeria	ITALY	ITA	125	21:48:52	184,987	8,48 km/h
48	↗	+2	50	304	 CHAUDHARY	Apoorva	INDIA	IND	125	21:56:12	184,987	8,43 km/h
49	↘	-3	46	347	 NEACȘU	Florica	ROMANIA	ROU	125	21:58:13	184,987	8,42 km/h
50	↘	-1	49	278	 COENYE	Chloe	FRANCE	FRA	125	21:58:14	184,987	8,42 km/h
51	↗	+2	53	298	 TERZI	Angela Beth	GREECE	GRE	124	21:52:22	183,496	8,39 km/h
52			52	229	 HUEMER-TOFF	Angelika	AUSTRIA	AUT	124	21:53:13	183,496	8,38 km/h
53	↘	-2	51	257	 BEZEK	Martina	CROATIA	CRO	123	21:44:07	182,005	8,37 km/h
54	↗	+2	56	261	 MOCKO	Veronika	CZECH REPUBLIC	CZE	123	21:53:39	182,005	8,31 km/h
55			55	277	 BOURREAU	Christelle	FRANCE	FRA	122	21:45:05	180,514	8,30 km/h
56	↘	-2	54	301	BOGÁRDI	Szilvia	HUNGARY	HUN	122	21:58:57	180,514	8,21 km/h
57	↗	+1	58	295	SONS	Sandra	GERMANY	GER	121	21:56:30	179,023	8,16 km/h
58	↗	+1	59	246	VASARHELYI	Charlotte	CANADA	CAN	121	21:58:42	179,023	8,15 km/h
59	↗	+3	62	323	DŽAVIZA	Diāna	LATVIA	LAT	120	21:53:00	177,532	8,11 km/h
60	↗	+4	64	306	BHATT	Priyanka	INDIA	IND	119	21:55:34	176,041	8,03 km/h
61	↗	+2	63	346	NENU	Mariana	ROMANIA	ROU	119	21:57:26	176,041	8,02 km/h
62	↘	-2	60	271	WRIGHT	Paula	FINLAND	FIN	118	21:54:47	174,550	7,97 km/h
63	↗	+4	67	353	HUANG	Hsiao-Chun	CHINESE TAIPEI	TPE	118	21:59:43	174,550	7,94 km/h
64	↘	-7	57	326	CRUZ	Brenda	MEXICO	MEX	117	20:51:21	173,059	8,30 km/h
65	↘	-4	61	252	ORLIĆ	Antonija	CROATIA	CRO	117	21:42:48	173,059	7,97 km/h
66	↗	+2	68	243	SOUZA	Neide Rosa	BRAZIL	BRA	116	21:47:08	171,568	7,88 km/h
67	↘	-1	66	319	MATSUMOTO	Yuri	JAPAN	JPN	116	21:50:10	171,568	7,86 km/h
68	↗	+1	69	370	SLABY	Gina	UNITED STATES OF AMERICA	USA	116	21:52:19	171,568	7,84 km/h
69	↘	-4	65	244	IVAN WOLDE	Lisa	CANADA	CAN	116	21:58:56	171,568	7,80 km/h
70			70	255	ŠIMIĆ	Adrijana	CROATIA	CRO	115	21:46:25	170,077	7,81 km/h
71	↗	+4	75	286	MORWOOD	Sarah	GREAT BRITAIN AND NORTHERN IRELAND	GBR	115	21:58:00	170,077	7,74 km/h
72	↗	+1	73	327	ISLAS	MariaGuadalupe	MEXICO	MEX	115	21:59:58	170,077	7,73 km/h
73	↘	-1	72	311	NAUGHTON	Yvonne	IRELAND	IRL	114	21:44:08	168,586	7,76 km/h
74	↗	+3	77	220	SINEAD	Kane	IRELAND	IRL	114	21:54:10	168,586	7,70 km/h

Pos.	Evol.	Increase	Prev. Pos.	Bib	Name	Surname	Team	Country	Laps	Last lap time	Total distance	Avg speed km/h
75	↗	+1	76	354	LIU	Chien-Yu	CHINESE TAIPEI	TPE	114	21:56:09	168,586	7,69 km/h
76	↘	-2	74	227	WYND	Nikki	AUSTRALIA	AUS	113	21:47:48	167,095	7,67 km/h
77	↗	+3	80	355	TSAI	Wen-Ya	CHINESE TAIPEI	TPE	113	21:58:19	167,095	7,60 km/h
78			78	231	KADI	Regina	AUSTRIA	AUT	112	21:53:55	165,604	7,56 km/h
79	↘	-8	71	352	CHOU	Ling-Chun	CHINESE TAIPEI	TPE	111	17:08:01	164,113	9,58 km/h
80	↗	+1	81	322	AOTANI	Mizuki	JAPAN	JPN	111	21:54:06	164,113	7,49 km/h
81	↘	-2	79	267	RÜÜTEL	Raili	ESTONIA	EST	111	21:57:46	164,113	7,47 km/h
82	↗	+3	85	235	GOLUBEWA	Lena	BELARUS	BLR	110	21:51:33	162,622	7,44 km/h
83	↗	+3	86	329	LOPEZ	Sandra	MEXICO	MEX	109	21:45:34	161,131	7,41 km/h
84	↗	+4	88	273	KUUSIO	Annukka	FINLAND	FIN	109	21:48:54	161,131	7,39 km/h
85	↘	-1	84	324	DEVATNIKOVA	Vita	LATVIA	LAT	109	21:54:05	161,131	7,36 km/h
86	↗	+3	89	299	STAMOULI	Maria	GREECE	GRE	109	21:55:26	161,131	7,35 km/h
87	↘	-4	83	230	TRAUNWIESER	Mary	AUSTRIA	AUT	108	21:05:31	159,640	7,57 km/h
88	↘	-1	87	350	NEJKOVIC	Valentina	SERBIA	SRB	108	21:46:26	159,640	7,33 km/h
89	↗	+5	94	348	PREDA	Alina	ROMANIA	ROU	108	21:52:47	159,640	7,30 km/h
90			90	365	COLLAZO	Alejandra	URUGUAY	URU	108	21:57:55	159,640	7,27 km/h
91	↘	-9	82	250	SIMPSON	Stephanie		CAN	107	20:13:34	158,149	7,82 km/h
92			92	234	TERZIC	Hanifa	BOSNIA-HERZEGOVINA	BIH	107	21:47:51	158,149	7,26 km/h
93	↗	+2	95	363	SANCHEZ	Claudia	URUGUAY	URU	107	21:56:40	158,149	7,21 km/h
94	↗	+2	96	305	HEMLATA		INDIA	IND	107	21:59:37	158,149	7,19 km/h
95	↘	-4	91	228	LEDERLE	Sabrina	AUSTRIA	AUT	106	21:45:37	156,658	7,20 km/h
96	↘	-3	93	247	CASKIE	Carolyn	CANADA	CAN	106	21:48:39	156,658	7,18 km/h
97			97	318	ZECCHINO	Luisa	ITALY	ITA	105	21:50:33	155,167	7,10 km/h
98	↗	+2	100	251	LUCAS	Sue		CAN	103	21:48:02	152,185	6,98 km/h
99			99	222	MARCANTONI	Sandra	ARGENTINA	ARG	103	21:50:13	152,185	6,97 km/h
100	↗	+3	103	263	ŠINDLEROVÁ	Jana	CZECH REPUBLIC	CZE	103	21:59:55	152,185	6,92 km/h
101	↘	-3	98	302	MÁTÉNÉ VARJU	Edit	HUNGARY	HUN	102	21:41:41	150,694	6,95 km/h
102	↘	-1	101	266	KESAMAA	Liina	ESTONIA	EST	102	21:51:09	150,694	6,90 km/h
103	↘	-1	102	275	MARJOKORPI	Annakaisa	FINLAND	FIN	101	21:56:15	149,203	6,80 km/h
104	↗	+1	105	239	YARATS	Svyatlana	BELARUS	BLR	100	21:45:52	147,712	6,79 km/h
105	↘	-1	104	242	AQUINO	Maria José Tomaz D	BRAZIL	BRA	100	21:52:49	147,712	6,75 km/h
106			106	359	PETRENKO	Iryna	UKRAINE	UKR	96	21:50:42	141,748	6,49 km/h
107	↗	+3	110	233	DEKOVSKA	Magdalena	AUSTRIA	AUT	96	21:59:56	141,748	6,44 km/h
108			108	336	TUFFERY	Dawn	NEW ZEALAND	NZL	95	21:49:29	140,257	6,43 km/h
109			109	307	SATHYANARAYANA	Shyamala	INDIA	IND	95	21:52:35	140,257	6,41 km/h
110	↘	-3	107	241	SILVA	Valderez Pereira Da	BRAZIL	BRA	95	21:52:37	140,257	6,41 km/h
111			111	260	GECOVÁ	Tereza	CZECH REPUBLIC	CZE	90	15:38:40	132,802	8,49 km/h
112			112	293	HOFFMANN	Sigrid	GERMANY	GER	90	15:59:29	132,802	8,30 km/h
113	↗	+5	118	361	STAROSELSKA	Yuliia	UKRAINE	UKR	89	21:47:52	131,311	6,02 km/h
114	↘	-1	113	240	BELLON	Diana	BRAZIL	BRA	88	19:41:32	129,820	6,59 km/h
115	↗	+4	119	238	BUTRYMAVA	Volha	BELARUS	BLR	88	21:57:22	129,820	5,91 km/h
116	↘	-2	114	225	JONES	Tia	AUSTRALIA	AUS	87	13:41:09	128,329	9,38 km/h
117	↘	-2	115	314	NATOLINI	Serena	ITALY	ITA	86	14:03:57	126,838	9,02 km/h
118	↗	+3	121	334	ALLAN	Kim	NEW ZEALAND	NZL	86	21:45:26	126,838	5,83 km/h
119	↗	+1	120	296	ELEFTHERIADOU	Maria	GREECE	GRE	86	21:47:27	126,838	5,82 km/h
120	↘	-4	116	343	GRABSKA-GRZEGO	Milena	POLAND	POL	85	13:36:52	125,347	9,21 km/h
121	↘	-4	117	245	SHANAHAN	Nathalie	CANADA	CAN	85	20:13:35	125,347	6,20 km/h
122	↗	+1	123	362	SYCH	Liubov	UKRAINE	UKR	83	21:45:45	122,365	5,62 km/h
123	↗	+2	125	236	TRAFIMCHYK	Anastasiya	BELARUS	BLR	83	21:47:59	122,365	5,61 km/h
124	↗	+3	127	376	KALNIŅA	Liene	LATVIA	LAT	82	21:41:37	120,874	5,57 km/h
125	↘	-3	122	351	JANSSON	Maria	SWEDEN	SWE	81	14:12:37	119,383	8,40 km/h
126	↘	-2	124	357	KOVALSKA	Valentyna	UKRAINE	UKR	81	20:34:13	119,383	5,80 km/h
127	↘	-1	126	338	AGUIRRE	Rossana	PARAGUAY	PAR	79	18:40:46	116,401	6,23 km/h
128			128	248	DELZOPPO	Alexandra	CANADA	CAN	77	12:33:02	113,419	9,04 km/h
129	↗	+1	130	358	LABARTKAVA	Larysa	UKRAINE	UKR	76	21:48:23	111,928	5,13 km/h
130	↘	-1	129	270	HONKALA	Noora	FINLAND	FIN	74	10:56:57	108,946	9,95 km/h
131			131	309	SMART	Louise	IRELAND	IRL	71	12:20:33	104,473	8,46 km/h
132			132	367	NAGY	Katalin	UNITED STATES OF AMERICA	USA	71	12:21:50	104,473	8,45 km/h
133			133	328	RODRIGUEZ	Carla	MEXICO	MEX	70	11:47:11	102,982	8,74 km/h
134			134	262	KAŠPAROVÁ	Kateřina	CZECH REPUBLIC	CZE	68	09:26:06	100,000	10,60 km/h
135			135	274	LEHTINEN	Heli	FINLAND	FIN	68	12:18:46	100,000	8,12 km/h
136			136	237	ZHYLA	Anastasiya	BELARUS	BLR	68	14:20:42	100,000	6,97 km/h
137			137	256	BONAČIĆ	Maja	CROATIA	CRO	68	18:13:15	100,000	5,49 km/h
138			138	232	STRIEDNIG	Ulrike	AUSTRIA	AUT	67	10:49:04	98,509	9,11 km/h
139			139	330	AZNAR LÓPEZ	Maria del Carmen	MEXICO	MEX	64	21:24:58	94,036	4,39 km/h
140	↗	+1	141	333	JOHNS	Emma	NEW ZEALAND	NZL	50	21:49:15	73,162	3,35 km/h
141	↘	-1	140	297	IMANTA	Georgia	GREECE	GRE	49	09:11:16	71,671	7,80 km/h
142			142	372	ALVARADO	Meghan	UNITED STATES OF AMERICA	USA	46	07:44:24	67,198	8,68 km/h
143			143	341	BIEGASIEWICZ	Monika	POLAND	POL	44	06:06:48	64,216	10,50 km/h
144	↗	+1	145	269	VENNIKAS	Pille	ESTONIA	EST	43	21:44:59	62,725	2,88 km/h
145	↘	-1	144	268	SAAR	Anu Marie	ESTONIA	EST	42	14:48:00	61,234	4,14 km/h
146			146	265	CAMPOS VIZIOSO	Barbara	SPAIN	ESP	33	04:50:06	47,815	9,89 km/h
147			147	366	DA CUNHA	Cristina	URUGUAY	URU	11	02:23:56	15,013	6,26 km/h