




























































Pos.	Evol.	Increase	Prev. Pos.	Bib	Name	Surname	Team	Country	Laps	Last lap time	Total distance	Avg speed km/h
1			1	368	 HERRON	Camille	UNITED STATES OF AMERICA	USA	160	20:59:43	237,172	11,30 km/h
2			2	290	 ALDER-BAERENS	Nele	GERMANY	GER	153	20:57:55	226,735	10,81 km/h
3			3	371	 SMITH	Pam	UNITED STATES OF AMERICA	USA	147	20:59:59	217,789	10,37 km/h
4			4	339	 BEREZNOWSKA	Patrycja	POLAND	POL	145	20:50:54	214,807	10,30 km/h
5	↗	+1	6	321	 KANEMATSU	Aiko	JAPAN	JPN	144	20:53:39	213,316	10,21 km/h
6	↗	+1	7	264	 REX	Stine	DENMARK	DEN	144	20:56:25	213,316	10,19 km/h
7	↘	-2	5	340	 PAZDA-POZORSKA	Malgorzata	POLAND	POL	143	20:49:43	211,825	10,17 km/h
8	↗	+1	9	344	 NIWINSKA	Aleksandra	POLAND	POL	142	20:57:21	210,334	10,04 km/h
9	↘	-1	8	279	 GICQUEL	Stéphanie	FRANCE	FRA	142	20:58:11	210,334	10,03 km/h
10			10	373	 MORGAN	Micah		USA	141	20:51:58	208,843	10,01 km/h
11	↗	+1	12	254	 VRAJIC	Marija	CROATIA	CRO	137	20:51:58	202,879	9,72 km/h
12	↗	+1	13	345	 CIONCA	Mara Guler	ROMANIA	ROU	137	20:52:06	202,879	9,72 km/h
13	↗	+2	15	285	 BAKER	Jessica	GREAT BRITAIN AND NORTHERN IRELAND	GBR	137	20:58:54	202,879	9,67 km/h
14			14	332	 FALK	Therese	NORWAY	NOR	136	20:52:47	201,388	9,65 km/h
15	↗	+3	18	369	 DAUWALTER	Courtney	UNITED STATES OF AMERICA	USA	136	20:58:01	201,388	9,61 km/h
16	↗	+1	17	308	 MASNER	Amy	IRELAND	IRL	135	20:58:09	199,897	9,53 km/h
17	↘	-1	16	259	 CHURÁNOVÁ	Radka	CZECH REPUBLIC	CZE	134	20:46:18	198,406	9,55 km/h
18	↘	-7	11	320	 KUSUNOSE	Yuko	JAPAN	JPN	134	20:50:03	198,406	9,52 km/h
19	↗	+1	20	342	 RAJDA	Aneta	POLAND	POL	134	20:55:21	198,406	9,48 km/h
20	↗	+1	21	287	 SIMPSON	Catherine	GREAT BRITAIN AND NORTHERN IRELAND	GBR	134	20:59:08	198,406	9,45 km/h
21	↘	-2	19	292	 FATTON	Julia	GERMANY	GER	133	20:49:29	196,915	9,46 km/h
22			22	272	 MÄKINEN	Marianne	FINLAND	FIN	133	20:55:32	196,915	9,41 km/h
23			23	294	 KRAUSE	Antje	GERMANY	GER	132	20:52:56	195,424	9,36 km/h
24	↗	+1	25	282	 VERNET	Anne-Marie	FRANCE	FRA	132	20:58:51	195,424	9,31 km/h
25	↘	-1	24	280	 GRUFFAZ	Corinne	FRANCE	FRA	130	20:52:28	192,442	9,22 km/h
26			26	281	 NOEL	Laurence	FRANCE	FRA	130	20:52:38	192,442	9,22 km/h
27	↗	+2	29	303	 ZÉTÉNYI	Szvetlana	HUNGARY	HUN	129	20:57:27	190,951	9,11 km/h
28	↗	+2	30	288	 WHEARITY	Wendy	GREAT BRITAIN AND NORTHERN IRELAND	GBR	129	20:59:21	190,951	9,10 km/h
29	↗	+2	31	317	 TREVISAN	Sarah	ITALY	ITA	128	20:49:06	189,460	9,10 km/h
30	↘	-2	28	360	 SHEVCHENKO	Olena	UKRAINE	UKR	128	20:54:05	189,460	9,06 km/h
31	↗	+1	32	312	 CORRADINI	Eleonora Rachele	ITALY	ITA	128	20:59:05	189,460	9,03 km/h
32	↗	+1	33	221	 ALLENDE	Mariana	ARGENTINA	ARG	128	20:59:53	189,460	9,02 km/h
33	↘	-6	27	253	 JURISIĆ	Veronika	CROATIA	CRO	127	20:53:24	187,969	9,00 km/h
34	↗	+2	36	310	 LORRAINE	Mahon	IRELAND	IRL	127	20:55:37	187,969	8,98 km/h
35			35	316	 INNOCENTI	Francesca	ITALY	ITA	127	20:59:07	187,969	8,96 km/h
36	↘	-2	34	349	 BURJA	Brigita	SLOVENIA	SLO	126	20:53:08	186,478	8,93 km/h
37			37	335	 HAYVICE	Fiona	NEW ZEALAND	NZL	125	20:59:06	184,987	8,82 km/h
38			38	223	 BARKER	Nicole	AUSTRALIA	AUS	124	20:46:48	183,496	8,83 km/h
39			39	364	 DADOMO	Carla	URUGUAY	URU	124	20:47:20	183,496	8,83 km/h
40			40	289	 YOUNG	Alison	GREAT BRITAIN AND NORTHERN IRELAND	GBR	124	20:54:05	183,496	8,78 km/h
41			41	315	 BRUSAMENTO	Lorena	ITALY	ITA	122	20:48:56	180,514	8,67 km/h
42			42	325	 TOMAŠEVIČIENĖ	Viktorija	LITHUANIA	LTU	122	20:50:14	180,514	8,66 km/h
43	↗	+1	44	226	 URQUHART	Donna	AUSTRALIA	AUS	122	20:58:43	180,514	8,60 km/h
44	↘	-1	43	249	 LOO	Rhonda	CANADA	CAN	121	20:51:20	179,023	8,58 km/h
45			45	224	 HAYES	Simone	AUSTRALIA	AUS	121	20:53:22	179,023	8,57 km/h
46			46	347	 NEACSU	Florica	ROMANIA	ROU	121	20:54:01	179,023	8,57 km/h
47			47	291	 DURRY	Simone	GERMANY	GER	121	20:58:15	179,023	8,54 km/h
47	↗	+1	48	313	 EMPOLI	Valeria		ITA	121	20:58:15	179,023	8,54 km/h
49	↗	+2	51	278	 COENYE	Chloe	FRANCE	FRA	120	20:55:23	177,532	8,48 km/h
50	↗	+3	53	304	 CHAUDHARY	Appoorva	INDIA	IND	120	20:55:36	177,532	8,48 km/h
51	↗	+5	56	257	 BEZEK	Martina	CROATIA	CRO	119	20:52:25	176,041	8,43 km/h
52	↗	+2	54	229	 HUEMER-TOFF	Angelika	AUSTRIA	AUT	119	20:53:05	176,041	8,43 km/h
53	↗	+4	57	298	 TERZI	Angela Beth	GREECE	GRE	119	20:55:30	176,041	8,41 km/h
54	↘	-5	49	301	 BOGÁRDI	Szilvia	HUNGARY	HUN	118	20:39:45	174,550	8,45 km/h
55	↘	-3	52	277	 BOURREAU	Christelle	FRANCE	FRA	118	20:47:00	174,550	8,40 km/h
56	↗	+2	58	261	 MOCKO	Veronika	CZECH REPUBLIC	CZE	118	20:50:42	174,550	8,37 km/h
57	↘	-2	55	326	 CRUZ	Brenda	MEXICO	MEX	117	20:51:21	173,059	8,30 km/h
58	↗	+2	60	295	 SONS	Sandra	GERMANY	GER	116	20:46:19	171,568	8,26 km/h
59	↗	+2	61	246	 VASARHELYI	Charlotte	CANADA	CAN	116	20:52:01	171,568	8,22 km/h
60	↘	-1	59	271	WRIGHT	Paula	FINLAND	FIN	116	20:55:36	171,568	8,20 km/h
61	↘	-11	50	252	ORLIĆ	Antonija	CROATIA	CRO	115	19:49:49	170,077	8,58 km/h
62	↗	+3	65	323	DŽAVIZA	Diāna	LATVIA	LAT	115	20:55:45	170,077	8,13 km/h
63	↗	+4	67	346	NENU	Mariana	ROMANIA	ROU	114	20:54:17	168,586	8,06 km/h
64	↗	+5	69	306	BHATT	Priyanka	INDIA	IND	114	20:58:13	168,586	8,04 km/h
65	↗	+1	66	244	VAN WOLDE	Lisa	CANADA	CAN	113	20:51:42	167,095	8,01 km/h
66	↗	+2	68	319	MATSUMOTO	Yuri	JAPAN	JPN	113	20:52:10	167,095	8,01 km/h
67	↘	-3	64	353	HUANG	Hsiao-Chun	CHINESE TAIPEI	TPE	113	20:52:23	167,095	8,01 km/h
68	↘	-6	62	243	SOUZA	Neide Rosa	BRAZIL	BRA	112	19:56:50	165,604	8,30 km/h
69	↗	+5	74	370	SLABY	Gina	UNITED STATES OF AMERICA	USA	112	20:48:49	165,604	7,96 km/h
70	↗	+2	72	255	ŠIMIĆ	Adrijana	CROATIA	CRO	112	20:53:23	165,604	7,93 km/h
71	↘	-8	63	352	CHOU	Ling-Chun	CHINESE TAIPEI	TPE	111	17:08:01	164,113	9,58 km/h
72	↘	-2	70	311	NAUGHTON	Yvonne	IRELAND	IRL	111	20:47:06	164,113	7,90 km/h
73			73	327	ISLAS	MariaGuadalupe	MEXICO	MEX	111	20:57:58	164,113	7,83 km/h
74	↘	-3	71	227	WYND	Nikki	AUSTRALIA	AUS	110	20:55:46	162,622	7,77 km/h

Pos.	Evol.	Increase	Prev. Pos.	Bib		Name	Surname	Team	Country	Laps	Last lap time	Total distance	Avg speed km/h
75	↗	+3	78	286		MORWOOD	Sarah	GREAT BRITAIN AND NOR	GBR	109	20:42:57	161,131	7,78 km/h
76			76	354		LIU	Chien-Yu	CHINESE TAIPEI	TPE	109	20:44:52	161,131	7,77 km/h
77	↗	+2	79	220		SINEAD	Kane	IRELAND	IRL	109	20:56:34	161,131	7,69 km/h
78	↗	+4	82	231		KADI	Regina	AUSTRIA	AUT	108	20:45:57	159,640	7,69 km/h
79	↗	+2	81	267		RÜÜTEL	Raili	ESTONIA	EST	108	20:51:54	159,640	7,65 km/h
80	↗	+5	85	355		TSAI	Wen-Ya	CHINESE TAIPEI	TPE	108	20:54:48	159,640	7,63 km/h
81	↗	+2	83	322		AOTANI	Mizuki	JAPAN	JPN	108	20:59:46	159,640	7,60 km/h
82	↘	-7	75	250		SIMPSON	Stephanie		CAN	107	20:13:34	158,149	7,82 km/h
83	↘	-6	77	230		TRAUNWIESER	Mary	AUSTRIA	AUT	107	20:35:31	158,149	7,68 km/h
84			84	324		DEVATNIKOVA	Vita	LATVIA	LAT	106	20:42:28	156,658	7,57 km/h
85	↗	+1	86	235		GOLUBEWA	Lena	BELARUS	BLR	106	20:49:38	156,658	7,52 km/h
86	↘	-6	80	329		LOPEZ	Sandra	MEXICO	MEX	106	20:56:25	156,658	7,48 km/h
87	↗	+1	88	350		NEJKOVIC	Valentina	SERBIA	SRB	105	20:45:46	155,167	7,47 km/h
88	↗	+1	89	273		KUUSIO	Annukka	FINLAND	FIN	105	20:50:20	155,167	7,45 km/h
89	↗	+3	92	299		STAMOULI	Maria	GREECE	GRE	104	20:48:58	153,676	7,38 km/h
90			90	365		COLLAZO	Alejandra	URUGUAY	URU	104	20:50:19	153,676	7,37 km/h
91	↘	-4	87	228		LEDERLE	Sabrina	AUSTRIA	AUT	104	20:51:24	153,676	7,37 km/h
92	↗	+1	93	234		TERZIC	Hanifa	BOSNIA-HERZEGOVINA	BIH	104	20:54:51	153,676	7,35 km/h
93	↗	+1	94	247		CASKIE	Carolyn	CANADA	CAN	103	20:52:30	152,185	7,29 km/h
94	↘	-3	91	348		PREDA	Alina	ROMANIA	ROU	103	20:52:44	152,185	7,29 km/h
95	↗	+2	97	363		SANCHEZ	Claudia	URUGUAY	URU	103	20:57:48	152,185	7,26 km/h
96	↗	+3	99	305		HEMLATA		INDIA	IND	102	20:53:29	150,694	7,21 km/h
97	↘	-2	95	318		ZECCHINO	Luisa	ITALY	ITA	102	20:56:11	150,694	7,20 km/h
98	↘	-2	96	302		MÁTÉNÉ VARJÚ	Edit	HUNGARY	HUN	101	20:53:44	149,203	7,14 km/h
99	↗	+1	100	222		MARCANTONI	Sandra	ARGENTINA	ARG	100	20:58:34	147,712	7,04 km/h
100	↗	+2	102	251		LUCAS	Sue		CAN	99	20:51:38	146,221	7,01 km/h
101	↘	-3	98	266		KESAMAA	Liina	ESTONIA	EST	98	19:51:03	144,730	7,29 km/h
102	↘	-1	101	275		MARJOKORPI	Annakaisa	FINLAND	FIN	98	20:38:55	144,730	7,01 km/h
103			103	263		ŠINDLEROVÁ	Jana	CZECH REPUBLIC	CZE	98	20:53:08	144,730	6,93 km/h
104			104	242		AQUINO	Maria José Tomaz D	BRAZIL	BRA	97	20:58:28	143,239	6,83 km/h
105			105	239		YARATS	Svyatlana	BELARUS	BLR	97	20:59:00	143,239	6,83 km/h
106	↗	+3	109	359		PETRENKO	Iryna	UKRAINE	UKR	93	20:54:01	137,275	6,57 km/h
107	↗	+1	108	241		SILVA	Valderez Pereira Da	BRAZIL	BRA	91	20:27:21	134,293	6,57 km/h
108	↗	+6	114	336		TUFFERY	Dawn	NEW ZEALAND	NZL	91	20:49:55	134,293	6,45 km/h
109	↗	+3	112	307		SATHYANARAYANA	Shyamala	INDIA	IND	91	20:51:39	134,293	6,44 km/h
110			110	233		DEKOVSKA	Magdalena	AUSTRIA	AUT	91	20:59:24	134,293	6,40 km/h
111	↘	-5	106	260		GECOVÁ	Tereza	CZECH REPUBLIC	CZE	90	15:38:40	132,802	8,49 km/h
112	↘	-5	107	293		HOFFMANN	Sigrid	GERMANY	GER	90	15:59:29	132,802	8,30 km/h
113	↘	-2	111	240		BELLON	Diana	BRAZIL	BRA	88	19:41:32	129,820	6,59 km/h
114	↘	-1	113	225		JONES	Tia	AUSTRALIA	AUS	87	13:41:09	128,329	9,38 km/h
115			115	314		NATOLINI	Serena	ITALY	ITA	86	14:03:57	126,838	9,02 km/h
116			116	343		GRABSKA-GRZEGO	Milena	POLAND	POL	85	13:36:52	125,347	9,21 km/h
117			117	245		SHANAHAN	Nathalie	CANADA	CAN	85	20:13:35	125,347	6,20 km/h
118	↗	+3	121	361		STAROSELSKA	Yuliia	UKRAINE	UKR	85	20:50:27	125,347	6,01 km/h
119	↘	-1	118	238		BUTRYMAVA	Volha	BELARUS	BLR	85	20:51:26	125,347	6,01 km/h
120	↘	-1	119	296		ELEFTHERIADOU	Maria	GREECE	GRE	84	20:43:16	123,856	5,98 km/h
121	↗	+4	125	334		ALLAN	Kim	NEW ZEALAND	NZL	83	20:57:54	122,365	5,84 km/h
122	↘	-2	120	351		JANSSON	Maria	SWEDEN	SWE	81	14:12:37	119,383	8,40 km/h
123			123	362		SYCH	Liubov	UKRAINE	UKR	81	20:21:36	119,383	5,86 km/h
124			124	357		KOVALSKA	Valentyna	UKRAINE	UKR	81	20:34:13	119,383	5,80 km/h
125	↗	+2	127	236		TRAFIMCHYK	Anastasiya	BELARUS	BLR	80	20:46:52	117,892	5,67 km/h
126	↘	-4	122	338		AGUIRRE	Rossana	PARAGUAY	PAR	79	18:40:46	116,401	6,23 km/h
127	↗	+1	128	376		KALNINA	Liene	LATVIA	LAT	79	20:50:56	116,401	5,58 km/h
128	↘	-2	126	248		DELZOPPO	Alexandra	CANADA	CAN	77	12:33:02	113,419	9,04 km/h
129			129	270		HONKALA	Noora	FINLAND	FIN	74	10:56:57	108,946	9,95 km/h
130	↗	+3	133	358		LABARTKAVA	Larysa	UKRAINE	UKR	73	20:57:36	107,455	5,13 km/h
131	↘	-1	130	309		SMART	Louise	IRELAND	IRL	71	12:20:33	104,473	8,46 km/h
132	↘	-1	131	367		NAGY	Katalin	UNITED STATES OF AME	USA	71	12:21:50	104,473	8,45 km/h
133	↘	-1	132	328		RODRIGUEZ	Carla	MEXICO	MEX	70	11:47:11	102,982	8,74 km/h
134			134	262		KAŠPAROVÁ	Kateřina	CZECH REPUBLIC	CZE	68	09:26:06	100,000	10,60 km/h
135			135	274		LEHTINEN	Heli	FINLAND	FIN	68	12:18:46	100,000	8,12 km/h
136			136	237		ZHYLA	Anastasiya	BELARUS	BLR	68	14:20:42	100,000	6,97 km/h
137			137	256		BONAČIĆ	Maja	CROATIA	CRO	68	18:13:15	100,000	5,49 km/h
138			138	232		STRIEDNIG	Ulrike	AUSTRIA	AUT	67	10:49:04	98,509	9,11 km/h
139			139	330		AZNAR LÓPEZ	Maria del Carmen	MEXICO	MEX	63	20:58:57	92,545	4,41 km/h
140			140	297		MANTA	Georgia	GREECE	GRE	49	09:11:16	71,671	7,80 km/h
141	↗	+2	143	333		JOHNS	Emma	NEW ZEALAND	NZL	47	20:59:54	68,689	3,27 km/h
142	↘	-1	141	372		ALVARADO	Meghan	UNITED STATES OF AME	USA	46	07:44:24	67,198	8,68 km/h
143	↘	-1	142	341		BIEGASIEWICZ	Monika	POLAND	POL	44	06:06:48	64,216	10,50 km/h
144			144	268		SAAR	Anu Marie	ESTONIA	EST	42	14:48:00	61,234	4,14 km/h
145			145	269		VENNIKAS	Pille	ESTONIA	EST	42	20:56:04	61,234	2,93 km/h
146			146	265		CAMPOS VIZIOSO	Barbara	SPAIN	ESP	33	04:50:06	47,815	9,89 km/h
147			147	366		DA CUNHA	Cristina	URUGUAY	URU	11	02:23:56	15,013	6,26 km/h