








































































































Pos.	Evol.	Increase	Prev. Pos.	Bib	Name	Surname	Team	Country	Laps	Last lap time	Total distance	Avg speed km/h
1			1	368	 HERRON	Camille	UNITED STATES OF AMERICA	USA	126	15:54:55	<b>186,478</b>	11,72 km/h
2			2	290	 ALDER-BAERENS	Nele	GERMANY	GER	120	15:59:50	<b>177,532</b>	11,10 km/h
3			3	340	 PAZDA-POZORSKA	Malgorzata	POLAND	POL	116	15:58:56	<b>171,568</b>	10,73 km/h
4			4	320	 KUSUNOSE	Yuko	JAPAN	JPN	114	15:51:54	<b>168,586</b>	10,63 km/h
5			5	321	 KANEMATSU	Aiko	JAPAN	JPN	113	15:51:12	<b>167,095</b>	10,54 km/h
6	↗	+2	8	371	 SMITH	Pam	UNITED STATES OF AMERICA	USA	113	15:54:25	<b>167,095</b>	10,50 km/h
7			7	339	 BEREZNOWSKA	Patrycja	POLAND	POL	113	15:57:12	<b>167,095</b>	10,47 km/h
8	↗	+1	9	264	 REX	Stine	DENMARK	DEN	112	15:57:31	<b>165,604</b>	10,38 km/h
9	↗	+1	10	373	 MORGAN	Micah		USA	111	15:56:17	<b>164,113</b>	10,30 km/h
10	↗	+1	11	279	 GICQUEL	Stéphanie	FRANCE	FRA	110	15:54:07	<b>162,622</b>	10,23 km/h
11	↘	-5	6	259	 CHURÁNOVÁ	Radka	CZECH REPUBLIC	CZE	110	15:57:38	<b>162,622</b>	10,19 km/h
12	↗	+2	14	344	 NIWINSKA	Aleksandra	POLAND	POL	110	15:57:48	<b>162,622</b>	10,19 km/h
13			13	253	 JURISIĆ	Veronika	CROATIA	CRO	109	15:55:47	<b>161,131</b>	10,12 km/h
14	↗	+2	16	254	 VRAJIC	Marija	CROATIA	CRO	109	15:56:18	<b>161,131</b>	10,11 km/h
15	↘	-3	12	280	 GRUFFAZ	Corinne	FRANCE	FRA	108	15:57:26	<b>159,640</b>	10,00 km/h
16	↗	+1	17	332	 FALK	Therese	NORWAY	NOR	108	15:58:38	<b>159,640</b>	9,99 km/h
17	↗	+2	19	292	 FATTON	Julia	GERMANY	GER	107	15:51:14	<b>158,149</b>	9,98 km/h
18	↗	+4	22	285	 BAKER	Jessica	GREAT BRITAIN AND NORTHERN IRELAND	GBR	107	15:56:34	<b>158,149</b>	9,92 km/h
19	↘	-1	18	369	 DAUWALTER	Courtney	UNITED STATES OF AMERICA	USA	107	15:59:01	<b>158,149</b>	9,89 km/h
20	↘	-5	15	352	 CHOU	Ling-Chun	CHINESE TAIPEI	TPE	106	15:32:35	<b>156,658</b>	10,08 km/h
21	↘	-1	20	272	 MÄKINEN	Marianne	FINLAND	FIN	106	15:51:44	<b>156,658</b>	9,88 km/h
22	↘	-1	21	342	 RAJDA	Aneta	POLAND	POL	106	15:52:07	<b>156,658</b>	9,87 km/h
23			23	287	 SIMPSON	Catherine	GREAT BRITAIN AND NORTHERN IRELAND	GBR	106	15:55:07	<b>156,658</b>	9,84 km/h
24	↗	+2	26	345	 CIONCA	Mara Guler	ROMANIA	ROU	106	15:56:33	<b>156,658</b>	9,83 km/h
25	↗	+3	28	308	 MASNER	Amy	IRELAND	IRL	105	15:57:17	<b>155,167</b>	9,73 km/h
26	↗	+1	27	294	 KRAUSE	Antje	GERMANY	GER	105	15:58:35	<b>155,167</b>	9,71 km/h
27	↘	-2	25	360	 SHEVCHENKO	Olena	UKRAINE	UKR	104	15:51:25	<b>153,676</b>	9,69 km/h
28	↘	-4	24	312	 CORRADINI	Eleonora Rachelle	ITALY	ITA	104	15:57:06	<b>153,676</b>	9,63 km/h
29			29	282	 VERNET	Anne-Marie	FRANCE	FRA	104	15:58:36	<b>153,676</b>	9,62 km/h
30			30	349	 BURJA	Brigita	SLOVENIA	SLO	103	15:56:27	<b>152,185</b>	9,55 km/h
31			31	303	 ZÉTÉNYI	Szvetlana	HUNGARY	HUN	102	15:49:56	<b>150,694</b>	9,52 km/h
32	↗	+2	34	281	 NOEL	Laurence	FRANCE	FRA	102	15:52:25	<b>150,694</b>	9,49 km/h
33	↘	-1	32	252	 ORLIĆ	Antoniija	CROATIA	CRO	102	16:00:00	<b>150,694</b>	9,42 km/h
34	↘	-1	33	335	 HAYVICE	Fiona	NORTH ZEALAND	NZL	101	15:50:51	<b>149,203</b>	9,41 km/h
35	↗	+4	39	317	 TREVISAN	Sarah	ITALY	ITA	101	15:53:39	<b>149,203</b>	9,39 km/h
36	↗	+2	38	223	 BARKER	Nicole	AUSTRALIA	AUS	101	15:55:31	<b>149,203</b>	9,37 km/h
37	↘	-1	36	288	 WHEARITY	Wendy	GREAT BRITAIN AND NORTHERN IRELAND	GBR	100	15:50:56	<b>147,712</b>	9,32 km/h
38	↗	+5	43	221	 ALLENDE	Mariana	ARGENTINA	ARG	100	15:51:02	<b>147,712</b>	9,32 km/h
39	↗	+3	42	271	 WRIGHT	Paula	FINLAND	FIN	100	15:55:45	<b>147,712</b>	9,27 km/h
40	↘	-5	35	325	 TOMAŠEVIČIENĖ	Viktorija	LITHUANIA	LTU	100	15:57:45	<b>147,712</b>	9,25 km/h
41	↘	-1	40	316	 INNOCENTI	Francesca	ITALY	ITA	100	15:57:52	<b>147,712</b>	9,25 km/h
42	↘	-5	37	301	 BOGÁRDI	Szilvia	HUNGARY	HUN	99	15:48:01	<b>146,221</b>	9,25 km/h
43	↘	-2	41	257	 BEZEK	Martina	CROATIA	CRO	99	15:53:14	<b>146,221</b>	9,20 km/h
44	↗	+2	46	249	 LOO	Rhonda	CANADA	CAN	99	15:55:04	<b>146,221</b>	9,19 km/h
45	↘	-1	44	353	HUANG	Hsiao-Chun	CHINESE TAIPEI	TPE	99	15:55:34	<b>146,221</b>	9,18 km/h
46	↗	+1	47	289	YOUNG	Alison	GREAT BRITAIN AND NORTHERN IRELAND	GBR	99	15:56:33	<b>146,221</b>	9,17 km/h
47	↗	+3	50	310	LORRAINE	Mahon	IRELAND	IRL	98	15:50:44	<b>144,730</b>	9,13 km/h
48	↘	-3	45	315	BRUSAMENTO	Lorena	ITALY	ITA	98	15:52:00	<b>144,730</b>	9,12 km/h
49	↘	-1	48	278	COENYE	Chloe	FRANCE	FRA	98	15:54:00	<b>144,730</b>	9,10 km/h
50	↗	+1	51	277	BOURREAU	Christelle	FRANCE	FRA	97	15:51:15	<b>143,239</b>	9,03 km/h
51	↘	-2	49	323	DŽAVIZA	Diāna	LATVIA	LAT	97	15:56:05	<b>143,239</b>	8,99 km/h
52			52	326	CRUZ	Brenda	MEXICO	MEX	97	15:57:41	<b>143,239</b>	8,97 km/h
53	↗	+5	58	364	DADOMO	Carla	URUGUAY	URU	97	15:58:08	<b>143,239</b>	8,97 km/h
54			54	243	SOUZA	Neide Rosa	BRAZIL	BRA	96	15:47:17	<b>141,748</b>	8,98 km/h
55	↗	+2	57	224	HAYES	Simone	AUSTRALIA	AUS	96	15:49:14	<b>141,748</b>	8,96 km/h
56	↘	-1	55	226	URQUHART	Donna	AUSTRALIA	AUS	96	15:49:39	<b>141,748</b>	8,96 km/h
57	↘	-1	56	295	SONS	Sandra	GERMANY	GER	96	15:52:54	<b>141,748</b>	8,93 km/h
58	↘	-5	53	250	SIMPSON	Stephanie		CAN	95	15:43:50	<b>140,257</b>	8,92 km/h
59	↗	+3	62	313	EMPOLI	Valeria		ITA	95	15:50:38	<b>140,257</b>	8,85 km/h
60	↗	+6	66	227	WYND	Nikki	AUSTRALIA	AUS	95	15:55:31	<b>140,257</b>	8,81 km/h
61	↘	-2	59	246	VASARHELYI	Charlotte	CANADA	CAN	95	15:56:32	<b>140,257</b>	8,80 km/h
62	↗	+3	65	261	MOCKO	Veronika	CZECH REPUBLIC	CZE	95	15:57:59	<b>140,257</b>	8,78 km/h
63			63	244	VAN WOLDE	Lisa	CANADA	CAN	94	15:49:15	<b>138,766</b>	8,77 km/h
64	↘	-4	60	291	DURRY	Simone	GERMANY	GER	94	15:51:34	<b>138,766</b>	8,75 km/h
65	↗	+2	67	347	NEACȘU	Florica	ROMANIA	ROU	94	15:51:53	<b>138,766</b>	8,75 km/h
66	↗	+3	69	311	NAUGHTON	Yvonne	IRELAND	IRL	93	15:48:51	<b>137,275</b>	8,68 km/h
67	↗	+3	70	298	TERZI	Angela Beth	GREECE	GRE	93	15:50:54	<b>137,275</b>	8,66 km/h
68			68	324	DEVATNIKOVA	Vita	LATVIA	LAT	93	15:51:04	<b>137,275</b>	8,66 km/h
69	↗	+3	72	304	CHAUDHARY	Appoorva	INDIA	IND	93	15:57:03	<b>137,275</b>	8,61 km/h
70	↗	+5	75	229	HUEMER-TOFF	Angelika	AUSTRIA	AUT	93	15:57:12	<b>137,275</b>	8,60 km/h
71			71	346	NENU	Mariana	ROMANIA	ROU	93	15:58:17	<b>137,275</b>	8,60 km/h
72	↘	-11	61	319	MATSUMOTO	Yuri	JAPAN	JPN	92	15:46:26	<b>135,784</b>	8,61 km/h
73	↗	+4	77	255	ŠIMIĆ	Adrijana	CROATIA	CRO	91	15:53:43	<b>134,293</b>	8,45 km/h
74			74	355	TSAI	Wen-Ya	CHINESE TAIPEI	TPE	91	15:54:31	<b>134,293</b>	8,44 km/h

Pos.	Evol.	Increase	Prev. Pos.	Bib	Name	Surname	Team	Country	Laps	Last lap time	Total distance	Avg speed km/h
75	↘	-11	64	260	 GECOVÁ	Tereza	CZECH REPUBLIC	CZE	90	15:38:40	<b>132,802</b>	8,49 km/h
76	↗	+2	78	267	 RÜÜTEL	Raili	ESTONIA	EST	90	15:51:14	<b>132,802</b>	8,38 km/h
77	↗	+2	79	329	 LOPEZ	Sandra	MEXICO	MEX	90	15:58:42	<b>132,802</b>	8,31 km/h
78	↗	+3	81	293	 HOFFMANN	Sigrid	GERMANY	GER	90	15:59:29	<b>132,802</b>	8,30 km/h
79	↗	+3	82	230	 TRAUNWIESER	Mary	AUSTRIA	AUT	89	15:50:59	<b>131,311</b>	8,28 km/h
80	↗	+7	87	322	 AOTANI	Mizuki	JAPAN	JPN	89	15:54:03	<b>131,311</b>	8,26 km/h
81	↗	+4	85	228	 LEDERLE	Sabrina	AUSTRIA	AUT	89	15:56:35	<b>131,311</b>	8,24 km/h
82	↗	+8	90	327	 ISLAS	MariaGuadalupe	MEXICO	MEX	89	15:58:42	<b>131,311</b>	8,22 km/h
83	↗	+1	84	235	 GOLUBEWA	Lena	BELARUS	BLR	88	15:46:05	<b>129,820</b>	8,23 km/h
84	↗	+4	88	220	 SINEAD	Kane	IRELAND	IRL	88	15:54:49	<b>129,820</b>	8,16 km/h
85	↗	+10	95	306	 BHATT	Priyanka	INDIA	IND	88	15:57:00	<b>129,820</b>	8,14 km/h
86	↗	+3	89	348	 PREDĂ	Alina	ROMANIA	ROU	88	15:58:49	<b>129,820</b>	8,12 km/h
87	↘	-14	73	225	 JONES	Tia	AUSTRALIA	AUS	87	13:41:09	<b>128,329</b>	9,38 km/h
88	↘	-5	83	247	 CASKIE	Carolyn	CANADA	CAN	87	15:47:08	<b>128,329</b>	8,13 km/h
89	↘	-3	86	242	 AQUINO	Maria José Tomaz D	BRAZIL	BRA	87	15:47:59	<b>128,329</b>	8,12 km/h
90	↗	+3	93	370	 SLABY	Gina	UNITED STATES OF AME	USA	87	15:50:55	<b>128,329</b>	8,10 km/h
91	↗	+3	94	336	 TUFFERY	Dawn	NEW ZEALAND	NZL	87	15:54:31	<b>128,329</b>	8,07 km/h
92			92	354	 LIU	Chien-Yu	CHINESE TAIPEI	TPE	87	15:55:45	<b>128,329</b>	8,06 km/h
93	↗	+6	99	266	 KESAMAA	Liina	ESTONIA	EST	87	15:55:57	<b>128,329</b>	8,05 km/h
94	↗	+2	96	350	 NEJKOVIC	Valentina	SERBIA	SRB	87	15:57:55	<b>128,329</b>	8,04 km/h
95	↘	-19	76	314	 NATOLINI	Serena	ITALY	ITA	86	14:03:57	<b>126,838</b>	9,02 km/h
96	↗	+2	98	318	 ZECCHINO	Luisa	ITALY	ITA	86	15:51:35	<b>126,838</b>	8,00 km/h
97			97	302	 MÁTÉNÉ VARJÚ	Edit	HUNGARY	HUN	86	15:57:29	<b>126,838</b>	7,95 km/h
98	↘	-18	80	343	 GRABSKA-GRZEGO	Milena	POLAND	POL	85	13:36:52	<b>125,347</b>	9,21 km/h
99	↗	+2	101	231	 KADI	Regina	AUSTRIA	AUT	85	15:49:22	<b>125,347</b>	7,92 km/h
100	↗	+4	104	286	 MORWOOD	Sarah	GREAT BRITAIN AND NOR	GBR	85	15:50:02	<b>125,347</b>	7,92 km/h
101	↗	+1	102	365	 COLLAZO	Alejandra	URUGUAY	URU	85	15:53:52	<b>125,347</b>	7,88 km/h
102	↗	+1	103	273	 KUUSIO	Annukka	FINLAND	FIN	85	15:58:44	<b>125,347</b>	7,84 km/h
103	↗	+2	105	299	 STAMOULI	Maria	GREECE	GRE	84	15:57:37	<b>123,856</b>	7,76 km/h
104	↘	-13	91	245	 SHANAHAN	Nathalie	CANADA	CAN	83	14:25:27	<b>122,365</b>	8,48 km/h
105	↗	+3	108	234	 TERZIC	Hanifa	BOSNIA-HERZEGOVINA	BIH	82	15:51:12	<b>120,874</b>	7,62 km/h
106			106	363	 SANCHEZ	Claudia	URUGUAY	URU	82	15:52:16	<b>120,874</b>	7,62 km/h
107	↘	-7	100	351	 JANSSON	Maria	SWEDEN	SWE	81	14:12:37	<b>119,383</b>	8,40 km/h
108	↘	-1	107	275	 MARJOKORPI	Annakaisa	FINLAND	FIN	81	15:50:20	<b>119,383</b>	7,54 km/h
109	↗	+1	110	222	 MARCANTONI	Sandra	ARGENTINA	ARG	81	15:58:41	<b>119,383</b>	7,47 km/h
110	↗	+2	112	251	 LUCAS	Sue		CAN	79	15:55:41	<b>116,401</b>	7,31 km/h
111			111	233	 DEKOVSKA	Magdalena	AUSTRIA	AUT	78	15:45:43	<b>114,910</b>	7,29 km/h
112	↗	+2	114	305	 HEMLATA		INDIA	IND	78	15:57:14	<b>114,910</b>	7,20 km/h
113	↘	-4	109	248	 DELZOPPO	Alexandra	CANADA	CAN	77	12:33:02	<b>113,419</b>	9,04 km/h
114	↗	+1	115	263	 ŠINDLEROVÁ	Jana	CZECH REPUBLIC	CZE	77	15:50:52	<b>113,419</b>	7,16 km/h
115	↗	+1	116	239	 YARATS	Svyatlana	BELARUS	BLR	77	15:53:05	<b>113,419</b>	7,14 km/h
116	↗	+3	119	359	 PETRENKO	Iryna	UKRAINE	UKR	76	15:59:13	<b>111,928</b>	7,00 km/h
117			117	241	 SILVA	Valderez Pereira Da	BRAZIL	BRA	75	15:43:56	<b>110,437</b>	7,02 km/h
118			118	338	 AGUIRRE	Rossana	PARAGUAY	PAR	75	15:58:12	<b>110,437</b>	6,92 km/h
119	↘	-6	113	270	 HONKALA	Noora	FINLAND	FIN	74	10:56:57	<b>108,946</b>	9,95 km/h
120	↗	+3	123	307	 SATHYANARAYANA	Shyamala	INDIA	IND	74	15:57:17	<b>108,946</b>	6,83 km/h
121	↗	+10	131	240	 BELLON	Diana	BRAZIL	BRA	73	15:59:17	<b>107,455</b>	6,72 km/h
122	↗	+5	127	296	 ELEFThERIADOU	Maria	GREECE	GRE	72	15:52:48	<b>105,964</b>	6,67 km/h
123	↘	-3	120	309	 SMART	Louise	IRELAND	IRL	71	12:20:33	<b>104,473</b>	8,46 km/h
124	↘	-3	121	367	 NAGY	Katalin	UNITED STATES OF AME	USA	71	12:21:50	<b>104,473</b>	8,45 km/h
125	↘	-1	124	357	 KOVALSKA	Valentyna	UKRAINE	UKR	71	15:36:40	<b>104,473</b>	6,69 km/h
126	↗	+6	132	361	 STAROSELSKA	Yuliia	UKRAINE	UKR	71	15:55:06	<b>104,473</b>	6,56 km/h
127	↘	-5	122	328	 RODRIGUEZ	Carla	MEXICO	MEX	70	11:47:11	<b>102,982</b>	8,74 km/h
128	↗	+2	130	362	 SYCH	Liubov	UKRAINE	UKR	70	15:38:51	<b>102,982</b>	6,58 km/h
129	↘	-4	125	262	 KAŠPAROVÁ	Kateřina	CZECH REPUBLIC	CZE	68	09:26:06	<b>100,000</b>	10,60 km/h
130	↘	-4	126	274	 LEHTINEN	Heli	FINLAND	FIN	68	12:18:46	<b>100,000</b>	8,12 km/h
131	↘	-3	128	237	 ZHYLA	Anastasiya	BELARUS	BLR	68	14:20:42	<b>100,000</b>	6,97 km/h
132	↘	-3	129	232	 STRIEDNIG	Ulrike	AUSTRIA	AUT	67	10:49:04	<b>98,509</b>	9,11 km/h
133			133	376	 KALNIŅA	Liene	LATVIA	LAT	67	15:50:51	<b>98,509</b>	6,22 km/h
134			134	334	ALLAN	Kim	NEW ZEALAND	NZL	67	15:51:00	<b>98,509</b>	6,22 km/h
135			135	238	BUTRYMAVA	Volha	BELARUS	BLR	66	15:51:14	<b>97,018</b>	6,12 km/h
136	↗	+1	137	236	TRAFIMCHYK	Anastasiya	BELARUS	BLR	64	15:50:47	<b>94,036</b>	5,93 km/h
137	↘	-1	136	256	BONAČIĆ	Maja	CROATIA	CRO	64	15:59:07	<b>94,036</b>	5,88 km/h
138			138	358	LABARTKAVA	Larysa	UKRAINE	UKR	57	15:45:15	<b>83,599</b>	5,31 km/h
139	↗	+1	140	330	AZNAR LÓPEZ	Maria del Carmen	MEXICO	MEX	52	15:43:55	<b>76,144</b>	4,84 km/h
140	↘	-1	139	297	MANTA	Georgia	GREECE	GRE	49	09:11:16	<b>71,671</b>	7,80 km/h
141			141	372	ALVARADO	Meghan	UNITED STATES OF AME	USA	46	07:44:24	<b>67,198</b>	8,68 km/h
142			142	341	BIEGASIEWICZ	Monika	POLAND	POL	44	06:06:48	<b>64,216</b>	10,50 km/h
143			143	333	JOHNS	Emma	NEW ZEALAND	NZL	43	10:39:41	<b>62,725</b>	5,88 km/h
144			144	268	SAAR	Anu Marie	ESTONIA	EST	42	14:48:00	<b>61,234</b>	4,14 km/h
145			145	265	CAMPOS VIZIOSO	Barbara	SPAIN	ESP	33	04:50:06	<b>47,815</b>	9,89 km/h
146			146	269	VENNIKAS	Pille	ESTONIA	EST	32	08:43:16	<b>46,324</b>	5,31 km/h
147			147	366	DA CUNHA	Cristina	URUGUAY	URU	11	02:23:56	<b>15,013</b>	6,26 km/h