












































































Pos.	Evol.	Increase	Prev. Pos.	Bib	Name	Surname	Team	Country	Laps	Last lap time	Total distance	Avg speed km/h
75	↗	+5	80	229	 HUEMER-TOFF	Angelika	AUSTRIA	AUT	87	14:52:50	<b>128,329</b>	8,62 km/h
76	↘	-16	60	314	 NATOLINI	Serena	ITALY	ITA	86	14:03:57	<b>126,838</b>	9,02 km/h
77	↗	+4	81	255	 ŠIMIĆ	Adrijana	CROATIA	CRO	86	14:51:51	<b>126,838</b>	8,53 km/h
78			78	267	 RÜÜTEL	Raili	ESTONIA	EST	86	14:54:44	<b>126,838</b>	8,51 km/h
79			79	329	 LOPEZ	Sandra	MEXICO	MEX	86	14:58:13	<b>126,838</b>	8,47 km/h
80	↘	-19	61	343	 GRABSKA-GRZEGO	Milena	POLAND	POL	85	13:36:52	<b>125,347</b>	9,21 km/h
81	↗	+4	85	293	 HOFFMANN	Sigrid	GERMANY	GER	85	14:46:13	<b>125,347</b>	8,49 km/h
82	↗	+2	84	230	 TRAUWIESER	Mary	AUSTRIA	AUT	85	14:54:05	<b>125,347</b>	8,41 km/h
83	↗	+6	89	247	 CASKIE	Carolyn	CANADA	CAN	84	14:45:37	<b>123,856</b>	8,39 km/h
84	↗	+4	88	235	 GOLUBEWA	Lena	BELARUS	BLR	84	14:48:48	<b>123,856</b>	8,36 km/h
85	↗	+2	87	228	 LEDERLE	Sabrina	AUSTRIA	AUT	84	14:48:52	<b>123,856</b>	8,36 km/h
86	↘	-4	82	242	 AQUINO	Maria José Tomaz D	BRAZIL	BRA	84	14:51:04	<b>123,856</b>	8,34 km/h
87	↗	+5	92	322	 AOTANI	Mizuki	JAPAN	JPN	84	14:52:39	<b>123,856</b>	8,33 km/h
88	↗	+2	90	220	 SINEAD	Kane	IRELAND	IRL	84	14:55:24	<b>123,856</b>	8,30 km/h
89	↗	+4	93	348	 PREDA	Alina	ROMANIA	ROU	84	14:56:16	<b>123,856</b>	8,29 km/h
90	↗	+5	95	327	 ISLAS	MariaGuadalupe	MEXICO	MEX	84	14:57:53	<b>123,856</b>	8,28 km/h
91	↘	-15	76	245	 SHANAHAN	Nathalie	CANADA	CAN	83	14:25:27	<b>122,365</b>	8,48 km/h
92	↘	-9	83	354	 LIU	Chien-Yu	CHINESE TAIPEI	TPE	83	14:44:45	<b>122,365</b>	8,30 km/h
93	↘	-2	91	370	 SLABY	Gina	UNITED STATES OF AMER	USA	83	14:45:36	<b>122,365</b>	8,29 km/h
94			94	336	 TUFFERY	Dawn	NEW ZEALAND	NZL	83	14:49:40	<b>122,365</b>	8,25 km/h
95	↗	+4	99	306	 BHATT	Priyanka	INDIA	IND	83	14:54:51	<b>122,365</b>	8,20 km/h
96	↗	+2	98	350	 NEJKOVIC	Valentina	SERBIA	SRB	83	14:57:51	<b>122,365</b>	8,18 km/h
97	↘	-1	96	302	 MÁTÉNÉ VARJÚ	Edit	HUNGARY	HUN	82	14:46:03	<b>120,874</b>	8,19 km/h
98	↘	-1	97	318	 ZECCHINO	Luisa	ITALY	ITA	82	14:51:50	<b>120,874</b>	8,13 km/h
99	↗	+1	100	266	 KESAMAA	Liina	ESTONIA	EST	82	14:55:40	<b>120,874</b>	8,10 km/h
100	↘	-14	86	351	 JANSSON	Maria	SWEDEN	SWE	81	14:12:37	<b>119,383</b>	8,40 km/h
101	↗	+1	102	231	 KADI	Regina	AUSTRIA	AUT	81	14:54:03	<b>119,383</b>	8,01 km/h
102	↗	+1	103	365	 COLLAZO	Alejandra	URUGUAY	URU	80	14:48:54	<b>117,892</b>	7,96 km/h
103	↗	+1	104	273	 KUUSIO	Annukka	FINLAND	FIN	80	14:51:38	<b>117,892</b>	7,93 km/h
104	↗	+3	107	286	 MORWOOD	Sarah	GREAT BRITAIN AND NOR	GBR	80	14:53:11	<b>117,892</b>	7,92 km/h
105			105	299	 STAMOULI	Maria	GREECE	GRE	80	14:59:56	<b>117,892</b>	7,86 km/h
106	↗	+5	111	363	 SANCHEZ	Claudia	URUGUAY	URU	78	14:56:15	<b>114,910</b>	7,69 km/h
107	↗	+1	108	275	 MARJOKORPI	Annakaisa	FINLAND	FIN	78	14:56:44	<b>114,910</b>	7,69 km/h
108	↗	+1	109	234	 TERZIC	Hanifa	BOSNIA-HERZEGOVINA	BIH	78	14:59:28	<b>114,910</b>	7,67 km/h
109	↘	-8	101	248	 DELZOPPO	Alexandra	CANADA	CAN	77	12:33:02	<b>113,419</b>	9,04 km/h
110			110	222	 MARCANTONI	Sandra	ARGENTINA	ARG	77	14:50:57	<b>113,419</b>	7,64 km/h
111	↗	+1	112	233	 DEKOVSKA	Magdalena	AUSTRIA	AUT	75	14:49:09	<b>110,437</b>	7,45 km/h
112	↗	+3	115	251	 LUCAS	Sue	CAN	75	14:55:15	<b>110,437</b>	7,40 km/h	
113	↘	-7	106	270	 HONKALA	Noora	FINLAND	FIN	74	10:56:57	<b>108,946</b>	9,95 km/h
114	↗	+5	119	305	 HEMLATA		INDIA	IND	74	14:58:52	<b>108,946</b>	7,27 km/h
115	↗	+7	122	263	 ŠINDLEROVÁ	Jana	CZECH REPUBLIC	CZE	73	14:48:02	<b>107,455</b>	7,26 km/h
116	↗	+4	120	239	 YARATS	Svyatlana	BELARUS	BLR	73	14:57:13	<b>107,455</b>	7,19 km/h
117			117	241	 SILVA	Valderez Pereira Da	BRAZIL	BRA	73	14:57:15	<b>107,455</b>	7,19 km/h
118	↗	+3	121	338	 AGUIRRE	Rossana	PARAGUAY	PAR	72	14:47:30	<b>105,964</b>	7,16 km/h
119	↗	+4	123	359	 PETRENKO	Iryna	UKRAINE	UKR	72	14:56:19	<b>105,964</b>	7,09 km/h
120	↘	-7	113	309	 SMART	Louise	IRELAND	IRL	71	12:20:33	<b>104,473</b>	8,46 km/h
121	↘	-7	114	367	 NAGY	Katalin	UNITED STATES OF AMER	USA	71	12:21:50	<b>104,473</b>	8,45 km/h
122	↘	-6	116	328	 RODRIGUEZ	Carla	MEXICO	MEX	70	11:47:11	<b>102,982</b>	8,74 km/h
123	↗	+6	129	307	 SATHYANARAYANA	Shyamala	INDIA	IND	70	14:55:24	<b>102,982</b>	6,90 km/h
124	↘	-6	118	357	 KOVALSKA	Valentyna	UKRAINE	UKR	69	13:44:23	<b>101,491</b>	7,39 km/h
125	↘	-1	124	262	 KAŠPAROVÁ	Kateřina	CZECH REPUBLIC	CZE	68	09:26:06	<b>100,000</b>	10,60 km/h
126	↘	-1	125	274	 LEHTINEN	Heli	FINLAND	FIN	68	12:18:46	<b>100,000</b>	8,12 km/h
127	↘	-1	126	296	 ELEFTHERIADOU	Maria	GREECE	GRE	68	13:53:32	<b>100,000</b>	7,20 km/h
128			128	237	 ZHYLA	Anastasiya	BELARUS	BLR	68	14:20:42	<b>100,000</b>	6,97 km/h
129	↘	-2	127	232	 STRIEDNIG	Ulrike	AUSTRIA	AUT	67	10:49:04	<b>98,509</b>	9,11 km/h
130	↗	+2	132	362	 SYCH	Liubov	UKRAINE	UKR	67	14:56:40	<b>98,509</b>	6,59 km/h
131	↘	-1	130	240	 BELLON	Diana	BRAZIL	BRA	66	14:53:30	<b>97,018</b>	6,51 km/h
132	↘	-1	131	361	 STAROSELSKA	Yuliia	UKRAINE	UKR	66	14:56:23	<b>97,018</b>	6,49 km/h
133			133	376	 KALNIŅA	Liene	LATVIA	LAT	64	14:43:17	<b>94,036</b>	6,39 km/h
134			134	334	 ALLAN	Kim	NEW ZEALAND	NZL	64	14:59:23	<b>94,036</b>	6,27 km/h
135	↗	+1	136	238	 BUTRYMAVA	Volha	BELARUS	BLR	62	14:50:10	<b>91,054</b>	6,14 km/h
136	↘	-1	135	256	 BONAČIĆ	Maja	CROATIA	CRO	61	14:56:32	<b>89,563</b>	5,99 km/h
137			137	236	 TRAFIMCHYK	Anastasiya	BELARUS	BLR	60	14:45:08	<b>88,072</b>	5,97 km/h
138			138	358	 LABARTKAVA	Larysa	UKRAINE	UKR	54	14:53:21	<b>79,126</b>	5,31 km/h
139			139	297	 MANTA	Georgia	GREECE	GRE	49	09:11:16	<b>71,671</b>	7,80 km/h
140			140	330	 AZNAR LÓPEZ	Maria del Carmen	MEXICO	MEX	49	14:52:02	<b>71,671</b>	4,82 km/h
141			141	372	 ALVARADO	Meghan	UNITED STATES OF AMER	USA	46	07:44:24	<b>67,198</b>	8,68 km/h
142			142	341	 BIEGASIEWICZ	Monika	POLAND	POL	44	06:06:48	<b>64,216</b>	10,50 km/h
143			143	333	 JOHNS	Emma	NEW ZEALAND	NZL	43	10:39:41	<b>62,725</b>	5,88 km/h
144			144	268	 SAAR	Anu Marie	ESTONIA	EST	42	14:48:00	<b>61,234</b>	4,14 km/h
145			145	265	 CAMPOS VIZIOSO	Barbara	SPAIN	ESP	33	04:50:06	<b>47,815</b>	9,89 km/h
146			146	269	 VENNIKAS	Pille	ESTONIA	EST	32	08:43:16	<b>46,324</b>	5,31 km/h
147			147	366	 DA CUNHA	Cristina	URUGUAY	URU	11	02:23:56	<b>15,013</b>	6,26 km/h